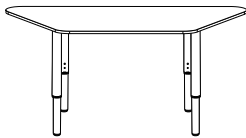


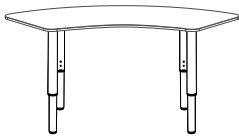
ROUNDED TRIANGLE



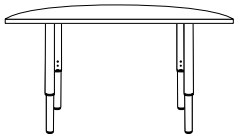
SOFT SQUARE



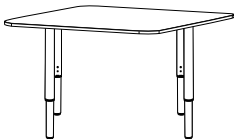
ROUNDED TRAPEZOID



CRESCENT



1/2 ROUND



SQUARE



ROUND

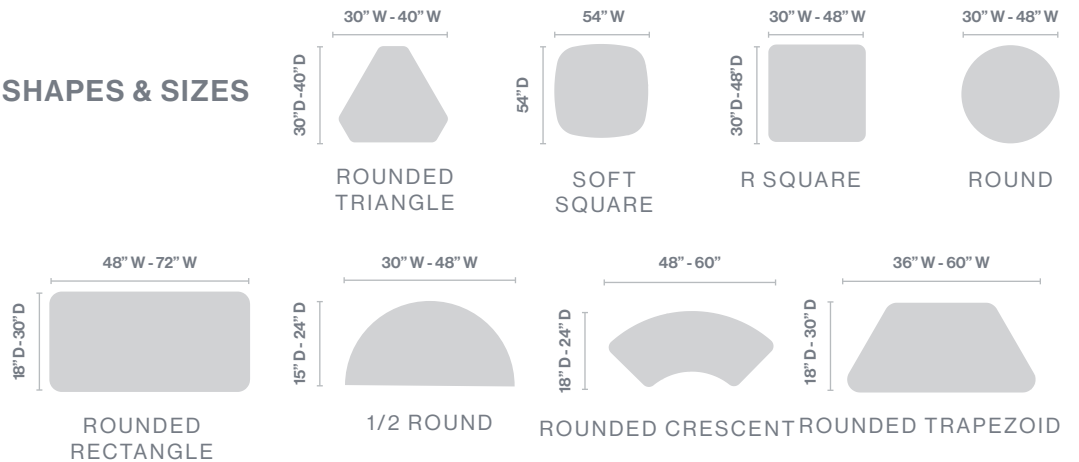
TABLE CONSTRUCTION

- Fixed or Adjustable Height
- Adjustable Rate: 19.5" - 29.5"* - Range in 1" increments
- Fixed Height: 27.75"*
- Adjustable Height Range: Glides: 19.75" - 29.5" Casters: 21.5" - 31.5"
- Column Diameter : 1-7/8" outer column | 1-1/2" inner column
- HPL tops feature rounded corners
- 3mm PVC standard edge
- All standard laminate tops available
- Gusseted top for additional strength
- Tops: Any Standard Laminate
- EllaVate adjustable glides
- Locking Casters
- Tamper-resistant locking system
- 20 powder coat color finishes

OPTIONS

- Casters - 2.3" H
- Grommets: Round or Rectangular
- Modesty Panels**
- Privacy Screens**
- Power & Data
- Flekssit Connectors
- QuickAlign Connectors
- Wire Management

SHAPES & SIZES



*Lowest Height for tables featuring glides | **For rectangular tables only

TOP OPTIONS

MOST TOPS ARE PRE-DRILLED

TFL

- 1" low pressure, 45# core
- Low pressure laminate on both sides
- Anti-sag top support is included with tables over 60" L

HPL

- Structure: 1-1/4" thick 45# density particle board core
- .038 paper backer sheet less than 48"
- .038 phenolic backer equal on greater than 48"
- High Pressure laminate
- Balanced laminate backer

EDGE OPTIONS

HPL

- Matching color vinyl edge

HPL

- Matching or contrasting color vinyl edge
- Wood edges
- Urethane edges