



## PRICE LIST

---

### **TABLES | ACCESSORIES**

Effective November 1, 2023

## PRICING & FREIGHT NOTIFICATIONS

---

### Pricing Disclaimer

Although the information in this Price List is presented in good faith and believed to be correct at the time of publication, Special-T has no liability for any errors or omissions. Also, please note that all prices are subject to change.

Special-T shall have the right to refuse or cancel any order placed for a product listed at the incorrect price. If an item's correct price is lower than our stated price, we will charge the lower amount and ship the item.

If an item's correct price is higher than our stated price, we will notify the price error for review and extend an opportunity to purchase the item at the correct price.

### Freight Notifications

#### Minimum Freight Fee

FOB: Destination on table orders over 5,000 List.

195 freight fee on orders less than 5,000 List (Prepaid & Add) | Dock-to-Dock delivery.

Patriot Electric & Liberty Electric Bases Only

QTY: 1 - 3 55 each | 4-15 33 each | 16 - 50 27 each | 51 + 16 each

FOB: Alpharetta, GA; PPD & ADD | Dock-to-Dock delivery.

#### Shipments Outside Continental U.S.

Qualified Freight Prepaid orders with final destination outside Continental U.S. will ship to the Freight Forwarder or Port of Embarkation within the 48 contiguous states. Shipments from Freight Forwarder/Port of Embarkation will ship FOB: Origin to final destination.

#### Oversize Fee

All LTL shipments for pallets 8' and over

96"-108" - additional 250.00

109"-168" - additional 350.00

Per custom pallet

# TABLE OF CONTENTS



## TABLES & ACCESSORIES PRICE LIST

Effective November 1, 2023

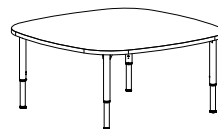
|   |           |
|---|-----------|
| <b>NEW PRODUCTS.....</b>                | <b>05</b> |
| EllaVate .....                          | 06        |
| Hike.....                               | 12        |
| Plural .....                            | 13        |
| ZIA Tables.....                         | 14        |
| ZIA Accessories.....                    | 21        |
| <b>TRAINING &amp; TASK TABLES .....</b> | <b>23</b> |
| AIM.....                                | 24        |
| Antonio .....                           | 25        |
| Apollo.....                             | 27        |
| Ella .....                              | 29        |
| EZ-Roll.....                            | 32        |
| Kingston.....                           | 33        |
| Kristina .....                          | 36        |
| Portofino-2.....                        | 39        |
| Quatro.....                             | 40        |
| Robot .....                             | 42        |
| Sienna TL.....                          | 45        |
| Structure 2TL.....                      | 46        |
| Structure 2CL .....                     | 46        |
| Structure H.....                        | 47        |
| Structure Square .....                  | 47        |
| <b>FLIP &amp; NEST TABLES .....</b>     | <b>49</b> |
| Convertible .....                       | 50        |
| Kingston Flip Arched .....              | 50        |
| Kingston Flip.....                      | 51        |
| Kingston Flip-C.....                    | 51        |
| LINK.....                               | 52        |
| Structure Flip Top T .....              | 53        |
| Structure Flip Top C.....               | 53        |
| Transform 2.....                        | 54        |
| <b>BREAKROOM &amp; CAFÉ TABLES.....</b> | <b>55</b> |
| Bedford .....                           | 56        |
| Bistro.....                             | 56        |
| Cantina-2.....                          | 57        |
| ClassiX.....                            | 58        |
| Floor Mounted .....                     | 59        |
| Fusion .....                            | 60        |
| Maxim .....                             | 61        |
| Mount.....                              | 62        |
| Quatro.....                             | 62        |
| Reveal .....                            | 63        |
| Reveal .....                            | 64        |
| Sienna Round.....                       | 65        |
| Sienna Square.....                      | 65        |
| Sienna X.....                           | 66        |
| Sienna Café Power .....                 | 67        |
| Sienna X Café Power .....               | 67        |
| StarX-2 .....                           | 68        |
| Structure 4X .....                      | 69        |
| Success .....                           | 69        |
| Tempo.....                              | 70        |

**TABLES &  
ACCESSORIES  
PRICE LIST**

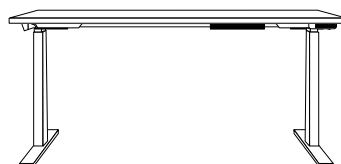
Effective November 1, 2023

|  |            |
|--|------------|
| <b>CONFERENCE TABLES.....</b>              | <b>71</b>  |
| AIM XL .....                               | 72         |
| Astra.....                                 | 75         |
| Atalntis.....                              | 76         |
| Connect .....                              | 80         |
| Olympus.....                               | 82         |
| Oscar .....                                | 84         |
| Sienna Conference .....                    | 86         |
| Sienna 2TL .....                           | 88         |
| Sienna 4X.....                             | 90         |
| Sienna Rectangle.....                      | 90         |
| Structure 4X .....                         | 91         |
| Structure Cube .....                       | 93         |
| Venice .....                               | 95         |
| <b>HEIGHT ADJUSTABLE TABLES .....</b>      | <b>97</b>  |
| Liberty .....                              | 98         |
| Patriot .....                              | 99         |
| <b>OCCASIONAL TABLES.....</b>              | <b>104</b> |
| Relax 1.....                               | 105        |
| Relax 2.....                               | 107        |
| Relax 3.....                               | 109        |
| Relax 4.....                               | 111        |
| <b>COLLABORATION TABLES .....</b>          | <b>113</b> |
| AIM EZ Desking .....                       | 114        |
| <b>CHAIRS .....</b>                        | <b>121</b> |
| <b>ADJUSTABLE MONITOR ARMS .....</b>       | <b>123</b> |
| <b>SAFE-T SCREENS &amp; BARRIERS .....</b> | <b>125</b> |
| Clear Plexiglas Screens.....               | 126        |
| Frosted Acrylic Screens .....              | 134        |
| Polycarbonate Screens .....                | 139        |
| PET Screens.....                           | 144        |
| <b>STANDARD TABLE FEATURES .....</b>       | <b>148</b> |
| <b>WARRANTY &amp; RETURN POLICY .....</b>  | <b>150</b> |
| <b>COLOR OPTIONS .....</b>                 | <b>154</b> |


**NEW  
PRODUCTS**



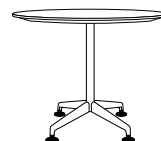
**EllaVate**



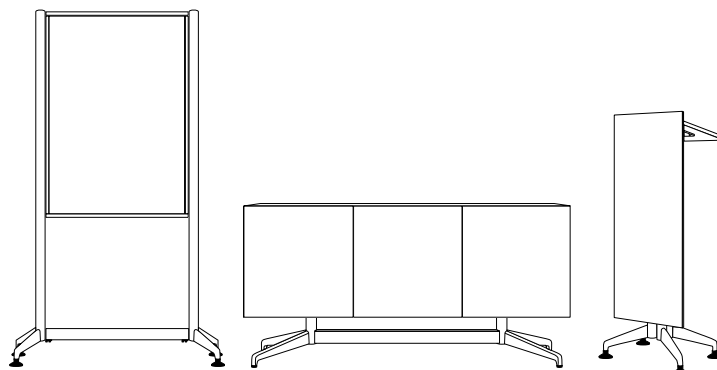
**Hike**



**Plural**



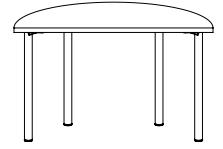
**ZIA Tables**



**ZIA Accessories**

TRAINING & TASK TABLES

**EllaVate Fixed Height**



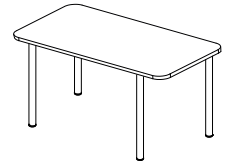
[CONFIGURE & PRICE](#)

|                   | MODEL NUMBER | SIZE          | GLIDES<br>CASTERS | BEST VALUE* | OPTIONS+** |
|-------------------|--------------|---------------|-------------------|-------------|------------|
| Rounded Rectangle | ELV-1848-FH  | 18" D x 48" W | Glides            | -           | 503        |
|                   | ELV-1860-FH  | 18" D x 60" W | Glides            | 344         | 564        |
|                   | ELV-1872-FH  | 18" D x 72" W | Glides            | 355         | 625        |
|                   | ELV-2448-FH  | 24" D x 48" W | Glides            | 358         | 546        |
|                   | ELV-2460-FH  | 24" D x 60" W | Glides            | 366         | 616        |
|                   | ELV-2472-FH  | 24" D x 72" W | Glides            | 386         | 686        |
|                   | ELV-3048-FH  | 30" D x 48" W | Glides            | -           | 608        |
|                   | ELV-3060-FH  | 30" D x 60" W | Glides            | 390         | 690        |
|                   | ELV-3072-FH  | 30" D x 72" W | Glides            | 483         | 773        |
|                   | ELV-1848-FHC | 18" D x 48" W | Casters           | -           | 510        |
|                   | ELV-1860-FHC | 18" D x 60" W | Casters           | 351         | 571        |
|                   | ELV-1872-FHC | 18" D x 72" W | Casters           | 362         | 632        |
|                   | ELV-2448-FHC | 24" D x 48" W | Casters           | 366         | 554        |
|                   | ELV-2460-FHC | 24" D x 60" W | Casters           | 374         | 624        |
|                   | ELV-2472-FHC | 24" D x 72" W | Casters           | 393         | 693        |
|                   | ELV-3048-FHC | 30" D x 48" W | Casters           | -           | 615        |
|                   | ELV-3060-FHC | 30" D x 60" W | Casters           | 398         | 698        |
|                   | ELV-3072-FHC | 30" D x 72" W | Casters           | 491         | 781        |
| Round             | ELV-30R-FH   | 30"           | Glides            | -           | 610        |
|                   | ELV-36R-FH   | 36"           | Glides            | 341         | 716        |
|                   | ELV-42R-FH   | 42"           | Glides            | 425         | 900        |
|                   | ELV-48R-FH   | 48"           | Glides            | -           | 944        |
|                   | ELV-30R-FHC  | 30"           | Casters           | -           | 617        |
|                   | ELV-36R-FHC  | 36"           | Casters           | 348         | 723        |
|                   | ELV-42R-FHC  | 42"           | Casters           | 432         | 907        |
|                   | ELV-48R-FHC  | 48"           | Casters           | -           | 951        |
| Rounded Square    | ELV-3030-FH  | 30" D x 30" W | Glides            | -           | 494        |
|                   | ELV-3636-FH  | 36" D x 36" W | Glides            | 353         | 573        |
|                   | ELV-4242-FH  | 42" D x 42" W | Glides            | 494         | 774        |
|                   | ELV-4848-FH  | 48" D x 48" W | Glides            | -           | 791        |

\* Best Value Tops feature square corners  
 \*\* Options+ Tops feature rounded corners

TRAINING & TASK TABLES

**EllaVate Fixed Height**

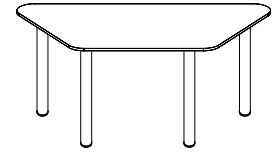


[CONFIGURE & PRICE](#)

|                   | MODEL NUMBER    | SIZE          | GLIDES<br>CASTERS | BEST VALUE* | OPTIONS+** |
|-------------------|-----------------|---------------|-------------------|-------------|------------|
| Rounded Square    | ELV-3030-FHC    | 30" D x 30" W | Casters           | -           | 502        |
|                   | ELV-3636-FHC    | 36" D x 36" W | Casters           | 360         | 580        |
|                   | ELV-4242-FHC    | 42" D x 42" W | Casters           | 501         | 781        |
|                   | ELV-4848-FHC    | 48" D x 48" W | Casters           | -           | 798        |
| Rounded Square    | ELV-5454SL-FH   | 54" D x 54" W | Glides            | -           | 1,321      |
|                   | ELV-5454SL-FHC  | 54" D x 54" W | Casters           | -           | 1,328      |
| Rounded Trapezoid | ELV-1836TRA-FH  | 18" D x 36" W | Glides            | -           | 669        |
|                   | ELV-1848TRA-FH  | 18" D x 48" W | Glides            | -           | 717        |
|                   | ELV-1860TRA-FH  | 18" D x 60" W | Glides            | -           | 805        |
|                   | ELV-2436TRA-FH  | 24" D x 36" W | Glides            | -           | 699        |
|                   | ELV-2448TRA-FH  | 24" D x 48" W | Glides            | -           | 756        |
|                   | ELV-2460TRA-FH  | 24" D x 60" W | Glides            | -           | 853        |
|                   | ELV-3036TRA-FH  | 30" D x 36" W | Glides            | -           | 740        |
|                   | ELV-3048TRA-FH  | 30" D x 48" W | Glides            | -           | 810        |
|                   | ELV-3060TRA-FH  | 30" D x 60" W | Glides            | -           | 920        |
|                   | ELV-1836TRA-FHC | 18" D x 36" W | Casters           | -           | 677        |
|                   | ELV-1848TRA-FHC | 18" D x 48" W | Casters           | -           | 724        |
|                   | ELV-1860TRA-FHC | 18" D x 60" W | Casters           | -           | 813        |
|                   | ELV-2436TRA-FHC | 24" D x 36" W | Casters           | -           | 707        |
|                   | ELV-2448TRA-FHC | 24" D x 48" W | Casters           | -           | 763        |
|                   | ELV-2460TRA-FHC | 24" D x 60" W | Casters           | -           | 861        |
|                   | ELV-3036TRA-FHC | 30" D x 36" W | Casters           | -           | 748        |
|                   | ELV-3048TRA-FHC | 30" D x 48" W | Casters           | -           | 817        |
|                   | ELV-3060TRA-FHC | 30" D x 60" W | Casters           | -           | 928        |
| Half Round        | ELV-1530HR-FH   | 15" D x 30" W | Glides            | -           | 492        |
|                   | ELV-1836HR-FH   | 18" D x 36" W | Glides            | -           | 615        |
|                   | ELV-2142HR-FH   | 21" D x 42" W | Glides            | -           | 744        |
|                   | ELV-2448HR-FH   | 24" D x 48" W | Glides            | -           | 775        |
|                   | ELV-1530HR-FHC  | 15" D x 30" W | Casters           | -           | 500        |
|                   | ELV-1836HR-FHC  | 18" D x 36" W | Casters           | -           | 623        |
|                   | ELV-2142HR-FHC  | 21" D x 42" W | Casters           | -           | 752        |
|                   | ELV-2448HR-FHC  | 24" D x 48" W | Casters           | -           | 782        |

TRAINING & TASK TABLES

**EllaVate Fixed Height**



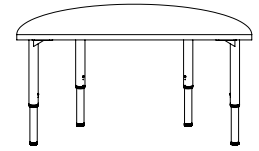
[CONFIGURE & PRICE](#)

|                  | MODEL NUMBER     | SIZE                  | GLIDES<br>CASTERS | BEST VALUE* | OPTIONS+** |
|------------------|------------------|-----------------------|-------------------|-------------|------------|
| Rounded Crescent | ELV-184875CR-FH  | 18" D x 48" W x 75" A | Glides            | -           | 1,274      |
|                  | ELV-186094CR-FH  | 18" D x 60" W x 94" A | Glides            | -           | 1,580      |
|                  | ELV-244875CR-FH  | 24" D x 48" W x 75" A | Glides            | -           | 1,279      |
|                  | ELV-246094CR-FH  | 24" D x 60" W x 94" A | Glides            | -           | 1,580      |
|                  | ELV-184875CR-FHC | 18" D x 48" W x 75" A | Casters           | -           | 1,281      |
|                  | ELV-186094CR-FHC | 18" D x 60" W x 94" A | Casters           | -           | 1,589      |
|                  | ELV-244875CR-FHC | 24" D x 48" W x 75" A | Casters           | -           | 1,287      |
|                  | ELV-246094CR-FHC | 24" D x 60" W x 94" A | Casters           | -           | 1,589      |
| Rounded Triangle | ELV-30TA-FH      | 30" D x 30" W         | Glides            | -           | 738        |
|                  | ELV-34TA-FH      | 34" D x 34" W         | Glides            | -           | 762        |
|                  | ELV-40TA-FH      | 40" D x 40" W         | Glides            | -           | 957        |
|                  | ELV-30TA-FHC     | 30" D x 30" W         | Casters           | -           | 746        |
|                  | ELV-34TA-FHC     | 34" D x 34" W         | Casters           | -           | 769        |
|                  | ELV-40TA-FHC     | 40" D x 40" W         | Casters           | -           | 964        |

\* Best Value Tops feature square corners  
 \*\* Options+ Tops feature rounded corners



# EllaVate Adjustable Height



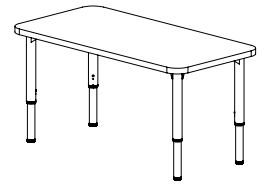
[CONFIGURE & PRICE](#)

|                   | MODEL NUMBER | SIZE          | GLIDES<br>CASTERS | BEST VALUE* | OPTIONS+** |
|-------------------|--------------|---------------|-------------------|-------------|------------|
| Rounded Rectangle | ELV-1848-AH  | 18" D x 48" W | Glides            | -           | 525        |
|                   | ELV-1860-AH  | 18" D x 60" W | Glides            | 366         | 586        |
|                   | ELV-1872-AH  | 18" D x 72" W | Glides            | 377         | 647        |
|                   | ELV-2448-AH  | 24" D x 48" W | Glides            | 381         | 569        |
|                   | ELV-2460-AH  | 24" D x 60" W | Glides            | 389         | 639        |
|                   | ELV-2472-AH  | 24" D x 72" W | Glides            | 408         | 708        |
|                   | ELV-3048-AH  | 30" D x 48" W | Glides            | -           | 630        |
|                   | ELV-3060-AH  | 30" D x 60" W | Glides            | 413         | 713        |
|                   | ELV-3072-AH  | 30" D x 72" W | Glides            | 506         | 796        |
|                   | ELV-1848-AHC | 18" D x 48" W | Casters           | -           | 533        |
|                   | ELV-1860-AHC | 18" D x 60" W | Casters           | 374         | 594        |
|                   | ELV-1872-AHC | 18" D x 72" W | Casters           | 385         | 655        |
|                   | ELV-2448-AHC | 24" D x 48" W | Casters           | 388         | 576        |
|                   | ELV-2460-AHC | 24" D x 60" W | Casters           | 396         | 646        |
|                   | ELV-2472-AHC | 24" D x 72" W | Casters           | 416         | 716        |
|                   | ELV-3048-AHC | 30" D x 48" W | Casters           | -           | 638        |
|                   | ELV-3060-AHC | 30" D x 60" W | Casters           | 420         | 720        |
|                   | ELV-3072-AHC | 30" D x 72" W | Casters           | 513         | 803        |
|                   | Round        | ELV-30R-AH    | 30"               | Glides      | -          |
| ELV-36R-AH        |              | 36"           | Glides            | 363         | 738        |
| ELV-42R-AH        |              | 42"           | Glides            | 447         | 922        |
| ELV-48R-AH        |              | 48"           | Glides            | -           | 966        |
| ELV-30R-AHC       |              | 30"           | Casters           | -           | 640        |
| ELV-36R-AHC       |              | 36"           | Casters           | 371         | 746        |
| ELV-42R-AHC       |              | 42"           | Casters           | 455         | 930        |
| ELV-48R-AHC       |              | 48"           | Casters           | -           | 974        |
| Rounded Square    | ELV-3030-AH  | 30" D x 30" W | Glides            | -           | 517        |
|                   | ELV-3636-AH  | 36" D x 36" W | Glides            | 375         | 595        |
|                   | ELV-4242-AH  | 42" D x 42" W | Glides            | 516         | 796        |
|                   | ELV-4848-AH  | 48" D x 48" W | Glides            | -           | 813        |

\* Best Value Tops feature square corners  
 \*\* Options+ Tops feature rounded corners

TRAINING & TASK TABLES

**EllaVate Adjustable Height**

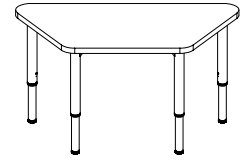


[CONFIGURE & PRICE](#)

|                   | MODEL NUMBER    | SIZE          | GLIDES<br>CASTERS | BEST VALUE* | OPTIONS+** |
|-------------------|-----------------|---------------|-------------------|-------------|------------|
| Rounded Square    | ELV-3030-AHC    | 30" D x 30" W | Casters           | -           | 524        |
|                   | ELV-3636-AHC    | 36" D x 36" W | Casters           | 383         | 603        |
|                   | ELV-4242-AHC    | 42" D x 42" W | Casters           | 524         | 804        |
|                   | ELV-4848-AHC    | 48" D x 48" W | Casters           | -           | 821        |
| Rounded Square    | ELV-5454SL-AH   | 54" D x 54" W | Glides            | -           | 1,343      |
|                   | ELV-5454SL-AHC  | 54" D x 54" W | Casters           | -           | 1,351      |
| Rounded Trapezoid | ELV-1836TRA-AH  | 18" D x 36" W | Glides            | -           | 692        |
|                   | ELV-1848TRA-AH  | 18" D x 48" W | Glides            | -           | 739        |
|                   | ELV-1860TRA-AH  | 18" D x 60" W | Glides            | -           | 828        |
|                   | ELV-2436TRA-AH  | 24" D x 36" W | Glides            | -           | 722        |
|                   | ELV-2448TRA-AH  | 24" D x 48" W | Glides            | -           | 778        |
|                   | ELV-2460TRA-AH  | 24" D x 60" W | Glides            | -           | 876        |
|                   | ELV-3036TRA-AH  | 30" D x 36" W | Glides            | -           | 763        |
|                   | ELV-3048TRA-AH  | 30" D x 48" W | Glides            | -           | 832        |
|                   | ELV-3060TRA-AH  | 30" D x 60" W | Glides            | -           | 943        |
|                   | ELV-1836TRA-AHC | 18" D x 36" W | Casters           | -           | 699        |
|                   | ELV-1848TRA-AHC | 18" D x 48" W | Casters           | -           | 747        |
|                   | ELV-1860TRA-AHC | 18" D x 60" W | Casters           | -           | 835        |
|                   | ELV-2436TRA-AHC | 24" D x 36" W | Casters           | -           | 729        |
|                   | ELV-2448TRA-AHC | 24" D x 48" W | Casters           | -           | 786        |
|                   | ELV-2460TRA-AHC | 24" D x 60" W | Casters           | -           | 883        |
|                   | ELV-3036TRA-AHC | 30" D x 36" W | Casters           | -           | 770        |
|                   | ELV-3048TRA-AHC | 30" D x 48" W | Casters           | -           | 840        |
|                   | ELV-3060TRA-AHC | 30" D x 60" W | Casters           | -           | 950        |
| Half Round        | ELV-1530HR-AH   | 15" D x 30" W | Glides            | -           | 515        |
|                   | ELV-1836HR-AH   | 18" D x 36" W | Glides            | -           | 638        |
|                   | ELV-2142HR-AH   | 21" D x 42" W | Glides            | -           | 767        |
|                   | ELV-2448HR-AH   | 24" D x 48" W | Glides            | -           | 797        |
|                   | ELV-1530HR-AHC  | 15" D x 30" W | Casters           | -           | 522        |
|                   | ELV-1836HR-AHC  | 18" D x 36" W | Casters           | -           | 645        |
|                   | ELV-2142HR-AHC  | 21" D x 42" W | Casters           | -           | 774        |
|                   | ELV-2448HR-AHC  | 24" D x 48" W | Casters           | -           | 805        |

TRAINING & TASK TABLES

**EllaVate Adjustable Height**



[CONFIGURE & PRICE](#)

|                  | MODEL NUMBER     | SIZE                  | GLIDES<br>CASTERS | BEST VALUE* | OPTIONS+** |
|------------------|------------------|-----------------------|-------------------|-------------|------------|
| Rounded Crescent | ELV-184875CR-AH  | 18" D x 48" W x 75" A | Glides            | -           | 1,296      |
|                  | ELV-186094CR-AH  | 18" D x 60" W x 94" A | Glides            | -           | 1,608      |
|                  | ELV-244875CR-AH  | 24" D x 48" W x 75" A | Glides            | -           | 1,302      |
|                  | ELV-246094CR-AH  | 24" D x 60" W x 94" A | Glides            | -           | 1,608      |
|                  | ELV-184875CR-AHC | 18" D x 48" W x 75" A | Casters           | -           | 1,304      |
|                  | ELV-186094CR-AHC | 18" D x 60" W x 94" A | Casters           | -           | 1,618      |
|                  | ELV-244875CR-AHC | 24" D x 48" W x 75" A | Casters           | -           | 1,309      |
|                  | ELV-246094CR-AHC | 24" D x 60" W x 94" A | Casters           | -           | 1,618      |
| Rounded Triangle | ELV-30TA-AH      | 30" D x 30" W         | Glides            | -           | 761        |
|                  | ELV-34TA-AH      | 34" D x 34" W         | Glides            | -           | 784        |
|                  | ELV-40TA-AH      | 40" D x 40" W         | Glides            | -           | 979        |
|                  | ELV-30TA-AHC     | 30" D x 30" W         | Casters           | -           | 768        |
|                  | ELV-34TA-AHC     | 34" D x 34" W         | Casters           | -           | 792        |
|                  | ELV-40TA-AHC     | 40" D x 40" W         | Casters           | -           | 987        |

\* Best Value Tops feature square corners  
 \*\* Options+ Tops feature rounded corners

HEIGHT ADJUSTABLE

# Hike




CONFIGURE & PRICE

|              | MODEL NUMBER   | SIZE            | BEST VALUE | OPTIONS+ | 5-DAY QS |
|--------------|----------------|-----------------|------------|----------|----------|
| Rectangle    | HIKE-2448      | 24" x 48"       | 1,005      | 1,245    | -        |
|              | HIKE-2454      | 24" x 54"       | -          | 1,305    | -        |
|              | HIKE-2460      | 24" x 60"       | 1,020      | 1,232    | -        |
|              | HIKE-2466      | 24" x 66"       | -          | 1,381    | -        |
|              | HIKE-2472      | 24" x 72"       | 1,045      | 1,395    | -        |
|              | HIKE-3048      | 30" x 48"       | -          | 1,301    | -        |
|              | HIKE-3054      | 30" x 54"       | -          | 1,375    | -        |
|              | HIKE-3060      | 30" x 60"       | 1,045      | 1,395    | -        |
|              | HIKE-3066      | 30" x 66"       | -          | 1,403    | -        |
|              | HIKE-3072      | 30" x 72"       | 1,130      | 1,478    | -        |
| Trapezoid    | HIKE-3060-TR   | 30" x 60"       | -          | 1,680    | -        |
|              | HIKE-3072-TR   | 30" x 72"       | -          | 1,790    | -        |
| 1/2 Round    | HIKE-6030-HR   | 60" x 30"       | -          | 1,684    | -        |
| Crescent     | HIKE-244875-CR | 24" x 48" x 75" | -          | 1,942    | -        |
|              | HIKE-246094-CR | 24" x 60" x 94" | -          | 2,114    | -        |
|              | HIKE-304875-CR | 30" x 48" x 75" | -          | 1,942    | -        |
|              | HIKE-306094-CR | 30" x 60" x 94" | -          | 2,197    | -        |
| Equal Corner | HIKE-4224-EQC  | 42" x 24"       | -          | 1,920    | -        |
|              | HIKE-4824-EQC  | 48" x 24"       | -          | 1,950    | -        |

COLLABORATION TABLES

**Plural**



[CONFIGURE & PRICE](#)

| H   | SHAPE     | MODEL NUMBER | DESCRIPTION                | SIZE<br>D   W   H | OPTIONS+ |
|-----|-----------|--------------|----------------------------|-------------------|----------|
| 30" | RECTANGLE | PLU-367229   | Plural Collaboration Table | 36 x 72 x 30      | 1,724    |
|     |           | PLU-368429   |                            | 36 x 84 x 30      | 2,014    |
|     |           | PLU-369629   |                            | 36 x 96 x 30      | 2,014    |
|     |           | PLU-427229   |                            | 42 x 72 x 30      | 2,134    |
|     |           | PLU-428429   |                            | 42 x 84 x 30      | 2,475    |
|     |           | PLU-429629   |                            | 42 x 96 x 30      | 2,475    |
|     |           | PLU-487229   |                            | 48 x 72 x 30      | 2,134    |
|     |           | PLU-488429   |                            | 48 x 84 x 30      | 2,578    |
|     |           | PLU-489629   |                            | 48 x 96 x 30      | 2,578    |
| 36" | RECTANGLE | PLU-367236   | Plural Collaboration Table | 36 x 72 x 36      | 1,772    |
|     |           | PLU-368436   |                            | 36 x 84 x 36      | 2,020    |
|     |           | PLU-369636   |                            | 36 x 96 x 36      | 2,020    |
|     |           | PLU-427236   |                            | 42 x 72 x 36      | 2,224    |
|     |           | PLU-428436   |                            | 42 x 84 x 36      | 2,516    |
|     |           | PLU-429636   |                            | 42 x 96 x 36      | 2,516    |
|     |           | PLU-487236   |                            | 48 x 72 x 36      | 2,224    |
|     |           | PLU-488436   |                            | 48 x 84 x 36      | 2,516    |
|     |           | PLU-489636   |                            | 48 x 96 x 36      | 2,516    |
| 42" | RECTANGLE | PLU-367242   | Plural Collaboration Table | 36 x 72 x 42      | 2,073    |
|     |           | PLU-368442   |                            | 36 x 84 x 42      | 2,363    |
|     |           | PLU-369642   |                            | 36 x 96 x 42      | 2,363    |
|     |           | PLU-427242   |                            | 42 x 72 x 42      | 2,601    |
|     |           | PLU-428442   |                            | 42 x 84 x 42      | 2,942    |
|     |           | PLU-429642   |                            | 42 x 96 x 42      | 2,942    |
|     |           | PLU-487242   |                            | 48 x 72 x 42      | 2,601    |
|     |           | PLU-488442   |                            | 48 x 84 x 42      | 2,942    |
|     |           | PLU-489642   |                            | 48 x 96 x 42      | 2,942    |

**Plural Options**

| MODEL NUMBER | DESCRIPTION                 | LIST PRICE |
|--------------|-----------------------------|------------|
| PLU-CHAISE   | Plural Laminate Wire Chaise | 330        |
| PLU-HOOK     | Bag Hook Bracket            | 30         |

TRAINING & TASK TABLES

ZIA Training



CONFIGURE & PRICE

| H       | SHAPE     | MODEL NUMBER | SIZE    | FOOT TYPE | GLIDES OR CASTERS | BEST VALUE | OPTIONS+ |
|---------|-----------|--------------|---------|-----------|-------------------|------------|----------|
| 29"     | RECTANGLE | ZIA-T25      | 24 x 48 | T         | GLIDES            | 785        | 973      |
|         |           | ZIA-T27      | 24 x 60 |           |                   | 791        | 1,041    |
|         |           | ZIA-T29      | 24 x 72 |           |                   | 904        | 1,204    |
|         |           | ZIA-T31      | 24 x 84 |           |                   | -          | 1,393    |
|         |           | ZIA-T33      | 30 x 48 |           |                   | -          | 1,041    |
|         |           | ZIA-T35      | 30 x 60 |           |                   | 849        | 1,149    |
|         |           | ZIA-T37      | 30 x 72 |           |                   | 1,032      | 1,322    |
|         |           | ZIA-T39      | 30 x 84 |           |                   | -          | 1,496    |
|         |           | ZIA-T41      | 24 x 48 | T         | CASTERS           | 869        | 1,057    |
|         |           | ZIA-T43      | 24 x 60 |           |                   | 875        | 1,125    |
|         |           | ZIA-T45      | 24 x 72 |           |                   | 988        | 1,288    |
|         |           | ZIA-T47      | 24 x 84 |           |                   | -          | 1,477    |
|         |           | ZIA-T49      | 30 x 48 |           |                   | -          | 1,125    |
|         |           | ZIA-T51      | 30 x 60 |           |                   | 933        | 1,233    |
|         |           | ZIA-T53      | 30 x 72 |           |                   | 1,116      | 1,406    |
|         |           | ZIA-T55      | 30 x 84 |           |                   | -          | 1,580    |
|         |           | ZIA-T26      | 24 x 48 | C         | GLIDES            | 785        | 973      |
|         |           | ZIA-T28      | 24 x 60 |           |                   | 791        | 1,041    |
|         |           | ZIA-T30      | 24 x 72 |           |                   | 904        | 1,204    |
|         |           | ZIA-T32      | 24 x 84 |           |                   | -          | 1,393    |
|         |           | ZIA-T34      | 30 x 48 |           |                   | -          | 1,041    |
|         |           | ZIA-T36      | 30 x 60 |           |                   | 849        | 1,149    |
|         |           | ZIA-T38      | 30 x 72 |           |                   | 1,032      | 1,322    |
|         |           | ZIA-T40      | 30 x 84 |           |                   | -          | 1,496    |
|         |           | ZIA-T42      | 24 x 48 | C         | CASTERS           | 869        | 1,057    |
|         |           | ZIA-T44      | 24 x 60 |           |                   | 875        | 1,125    |
|         |           | ZIA-T46      | 24 x 72 |           |                   | 988        | 1,288    |
|         |           | ZIA-T48      | 24 x 84 |           |                   | -          | 1,477    |
| ZIA-T50 | 30 x 48   | -            | 1,125   |           |                   |            |          |
| ZIA-T52 | 30 x 60   | 933          | 1,233   |           |                   |            |          |
| ZIA-T54 | 30 x 72   | 1,116        | 1,406   |           |                   |            |          |
| ZIA-T56 | 30 x 84   | -            | 1,580   |           |                   |            |          |

ZIA Training

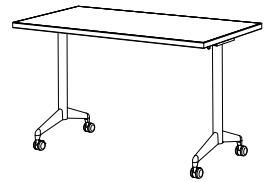


[CONFIGURE & PRICE](#)

| H   | SHAPE     | MODEL NUMBER | SIZE    | FOOT TYPE | GLIDES OR CASTERS | BEST VALUE | OPTIONS+ |
|-----|-----------|--------------|---------|-----------|-------------------|------------|----------|
| 36" | RECTANGLE | ZIA-T57      | 24 x 48 | T         | GLIDES            | 820        | 1,008    |
|     |           | ZIA-T59      | 24 x 60 |           |                   | 826        | 1,076    |
|     |           | ZIA-T61      | 24 x 72 |           |                   | 939        | 1,239    |
|     |           | ZIA-T63      | 24 x 84 |           |                   | -          | 1,428    |
|     |           | ZIA-T65      | 30 x 48 |           |                   | -          | 1,076    |
|     |           | ZIA-T67      | 30 x 60 |           |                   | 884        | 1,184    |
|     |           | ZIA-T69      | 30 x 72 |           |                   | 1,067      | 1,357    |
|     |           | ZIA-T71      | 30 x 84 |           |                   | -          | 1,531    |
|     | RECTANGLE | ZIA-T58      | 24 x 48 | C         | GLIDES            | 820        | 1,008    |
|     |           | ZIA-T60      | 24 x 60 |           |                   | 826        | 1,076    |
|     |           | ZIA-T62      | 24 x 72 |           |                   | 939        | 1,239    |
|     |           | ZIA-T64      | 24 x 84 |           |                   | -          | 1,428    |
|     |           | ZIA-T66      | 30 x 48 |           |                   | -          | 1,076    |
|     |           | ZIA-T68      | 30 x 60 |           |                   | 884        | 1,184    |
|     |           | ZIA-T70      | 30 x 72 |           |                   | 1,067      | 1,357    |
|     |           | ZIA-T72      | 30 x 84 |           |                   | -          | 1,531    |
| 42" | RECTANGLE | ZIA-T73      | 24 x 48 | T         | GLIDES            | 830        | 1,018    |
|     |           | ZIA-T75      | 24 x 60 |           |                   | 836        | 1,086    |
|     |           | ZIA-T77      | 24 x 72 |           |                   | 949        | 1,249    |
|     |           | ZIA-T79      | 24 x 84 |           |                   | -          | 1,438    |
|     |           | ZIA-T81      | 30 x 48 |           |                   | -          | 1,086    |
|     |           | ZIA-T83      | 30 x 60 |           |                   | 894        | 1,194    |
|     |           | ZIA-T85      | 30 x 72 |           |                   | 1,077      | 1,367    |
|     |           | ZIA-T87      | 30 x 84 |           |                   | -          | 1,541    |
|     | RECTANGLE | ZIA-T74      | 24 x 48 | C         | GLIDES            | 830        | 1,018    |
|     |           | ZIA-T76      | 24 x 60 |           |                   | 836        | 1,086    |
|     |           | ZIA-T78      | 24 x 72 |           |                   | 949        | 1,249    |
|     |           | ZIA-T80      | 24 x 84 |           |                   | -          | 1,438    |
|     |           | ZIA-T82      | 30 x 48 |           |                   | -          | 1,086    |
|     |           | ZIA-T84      | 30 x 60 |           |                   | 894        | 1,194    |
|     |           | ZIA-T86      | 30 x 72 |           |                   | 1,077      | 1,367    |
|     |           | ZIA-T88      | 30 x 84 |           |                   | -          | 1,541    |

TRAINING & TASK TABLES

ZIA Flip & Nest



[CONFIGURE & PRICE](#)

| H   | SHAPE     | MODEL NUMBER | SIZE    | FOOT TYPE | GLIDES OR CASTERS | BEST VALUE | OPTIONS+ |
|-----|-----------|--------------|---------|-----------|-------------------|------------|----------|
| 29" | RECTANGLE | ZIA-T01      | 24 x 48 | T         | STANDARD          | 1,367      | 1,555    |
|     |           | ZIA-T03      | 24 x 60 |           |                   | 1,312      | 1,562    |
|     |           | ZIA-T05      | 24 x 72 |           |                   | 1,503      | 1,803    |
|     |           | ZIA-T07      | 24 x 84 |           |                   | -          | 1,990    |
|     |           | ZIA-T09      | 30 x 48 |           |                   | -          | 1,652    |
|     |           | ZIA-T11      | 30 x 60 |           |                   | 1,488      | 1,788    |
|     |           | ZIA-T13      | 30 x 72 |           |                   | 1,699      | 1,989    |
|     |           | ZIA-T15      | 30 x 84 |           |                   | -          | 2,190    |
|     |           | ZIA-T17      | 24 x 60 | T         | INSET             | 1,312      | 1,562    |
|     |           | ZIA-T19      | 24 x 72 |           |                   | 1,503      | 1,803    |
|     |           | ZIA-T21      | 30 x 60 |           |                   | 1,488      | 1,788    |
|     |           | ZIA-T23      | 30 x 72 |           |                   | 1,699      | 1,989    |
|     |           | ZIA-T02      | 24 x 48 | C         | STANDARD          | -          | 1,555    |
|     |           | ZIA-T04      | 24 x 60 |           |                   | 1,312      | 1,562    |
|     |           | ZIA-T06      | 24 x 72 |           |                   | 1,503      | 1,803    |
|     |           | ZIA-T08      | 24 x 84 |           |                   | -          | 1,990    |
|     |           | ZIA-T10      | 30 x 48 |           |                   | -          | 1,652    |
|     |           | ZIA-T12      | 30 x 60 |           |                   | 1,488      | 1,788    |
|     |           | ZIA-T14      | 30 x 72 |           |                   | 1,699      | 1,989    |
|     |           | ZIA-T16      | 30 x 84 |           |                   | -          | 2,190    |
|     |           | ZIA-T18      | 24 x 60 | C         | INSET             | 1,312      | 1,562    |
|     |           | ZIA-T20      | 24 x 72 |           |                   | 1,503      | 1,803    |
|     |           | ZIA-T22      | 30 x 60 |           |                   | 1,488      | 1,788    |
|     |           | ZIA-T24      | 30 x 72 |           |                   | 1,699      | 1,989    |



ZIA Hospitality



[CONFIGURE & PRICE](#)

| H           | SHAPE       | MODEL NUMBER | SIZE    | BEST VALUE | OPTIONS+ |
|-------------|-------------|--------------|---------|------------|----------|
| 29"         | ROUND       | ZIA-H04      | 30"     | -          | 937      |
|             |             | ZIA-H03      | 36"     | 674        | 1,049    |
|             |             | ZIA-H02      | 42"     | 732        | 1,207    |
|             |             | ZIA-H01      | 48"     | -          | 1,358    |
|             | SQUARE      | ZIA-H08      | 30 x 30 | -          | 901      |
|             |             | ZIA-H07      | 36 x 36 | 780        | 1,000    |
|             |             | ZIA-H06      | 42 x 42 | 864        | 1,144    |
|             |             | ZIA-H05      | 48 x 48 | -          | 1,278    |
|             | SOFT SQUARE | ZIA-H12      | 30 x 30 | -          | 1,067    |
|             |             | ZIA-H11      | 36 x 36 | -          | 1,179    |
|             |             | ZIA-H10      | 42 x 42 | -          | 1,337    |
|             |             | ZIA-H09      | 48 x 48 | -          | 1,488    |
|             | RECTANGLE   | ZIA-H30      | 24 x 30 | -          | 897      |
| 36"         | ROUND       | ZIA-H15      | 30"     | -          | 1,004    |
|             |             | ZIA-H14      | 34"     | -          | 1,116    |
|             |             | ZIA-H13      | 40"     | -          | 1,274    |
|             | SQUARE      | ZIA-H20      | 30 x 30 | -          | 968      |
|             |             | ZIA-H19      | 36 x 36 | 847        | 1067     |
|             | SOFT SQUARE | ZIA-H18      | 30 x 30 | -          | 1134     |
|             |             | ZIA-H17      | 34 x 34 | -          | 1246     |
|             |             | ZIA-H16      | 40 x 40 | -          | 1404     |
|             | 42"         | ROUND        | ZIA-H23 | 30"        | -        |
| ZIA-H22     |             |              | 34"     | -          | 1,146    |
| ZIA-H21     |             |              | 40"     | -          | 1,304    |
| SQUARE      |             | ZIA-H28      | 30 x 30 | -          | 998      |
|             |             | ZIA-H27      | 36 x 36 | 877        | 1,097    |
| SOFT SQUARE |             | ZIA-H26      | 30 x 30 | -          | 1,164    |
|             |             | ZIA-H25      | 34 x 34 | -          | 1,276    |
|             |             | ZIA-H24      | 40 x 40 | -          | 1,434    |
| RECTANGLE   |             | ZIA-H29      | 24 x 60 | 949        | 1,199    |

CONFERENCE TABLES  
**ZIA Conference**



[CONFIGURE & PRICE](#)

| H            | SHAPE           | MODEL NUMBER | SIZE     | COLUMN | BEST VALUE | OPTIONS+ |
|--------------|-----------------|--------------|----------|--------|------------|----------|
| 29"          | ELLIPSE         | ZIA-CON21    | 36 x 84  | SINGLE | -          | 2,318    |
|              |                 | ZIA-CON24    | 36 x 96  |        | -          | 2,405    |
|              |                 | ZIA-CON27    | 36 x 120 |        | -          | 3,217    |
|              |                 | ZIA-CON30    | 36 x 144 |        | -          | 3,493    |
|              |                 | ZIA-CON14    | 42 x 84  |        | -          | 2,598    |
|              |                 | ZIA-CON36    | 42 x 96  |        | -          | 2,701    |
|              |                 | ZIA-CON17    | 42 x 120 |        | -          | 3,593    |
|              |                 | ZIA-CON47    | 42 x 144 |        | -          | 3,935    |
|              |                 | ZIA-CON03    | 48 x 60  |        | -          | 2,090    |
|              | RECTANGLE       | ZIA-CON23    | 36 x 84  | SINGLE | -          | 1,953    |
|              |                 | ZIA-CON26    | 36 x 96  |        | -          | 2,058    |
|              |                 | ZIA-CON29    | 36 x 120 |        | -          | 2,801    |
|              |                 | ZIA-CON32    | 36 x 144 |        | -          | 3,118    |
|              |                 | ZIA-CON13    | 42 x 84  |        | -          | 2,256    |
|              |                 | ZIA-CON38    | 42 x 96  |        | -          | 2,379    |
|              |                 | ZIA-CON16    | 42 x 120 |        | -          | 3,204    |
|              |                 | ZIA-CON46    | 42 x 144 |        | -          | 3,592    |
|              |                 | ZIA-CON02    | 48 x 60  |        | -          | 1,813    |
|              | SUPER RECTANGLE | ZIA-CON22    | 36 x 84  | SINGLE | -          | 2,610    |
|              |                 | ZIA-CON25    | 36 x 96  |        | -          | 2,693    |
|              |                 | ZIA-CON28    | 36 x 120 |        | -          | 3,543    |
|              |                 | ZIA-CON31    | 36 x 144 |        | -          | 3,886    |
|              |                 | ZIA-CON12    | 42 x 84  |        | -          | 2,990    |
|              |                 | ZIA-CON37    | 42 x 96  |        | -          | 3,019    |
|              |                 | ZIA-CON15    | 42 x 120 |        | -          | 3,987    |
|              |                 | ZIA-CON45    | 42 x 144 |        | -          | 4,212    |
|              |                 | ZIA-CON01    | 48 x 60  |        | -          | 2,514    |
|              | SQUARE          | ZIA-CON05    | 60 x 60  | SINGLE | -          | 2,013    |
| SUPER SQUARE | ZIA-CON04       | 60 x 60      | SINGLE   | -      | 2,682      |          |
| 42"          | RECTANGLE       | ZIA-CON09    | 48 x 60  | SINGLE | -          | 2,325    |
|              | SUPER RECTANGLE | ZIA-CON08    | 48 x 60  | SINGLE | -          | 2,551    |

CONFERENCE TABLES  
**ZIA Conference**

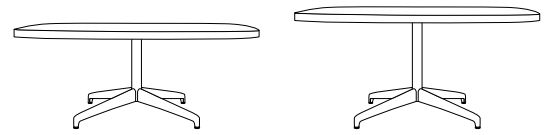


[CONFIGURE & PRICE](#)

| H            | SHAPE           | MODEL NUMBER | SIZE     | COLUMN | BEST VALUE | OPTIONS+ |
|--------------|-----------------|--------------|----------|--------|------------|----------|
| 29"          | ELLIPSE         | ZIA-CON35    | 42 x 84  | DUAL   | -          | 3,171    |
|              |                 | ZIA-CON39    | 42 x 96  |        | -          | 3,165    |
|              |                 | ZIA-CON44    | 42 x 120 |        | -          | 4,456    |
|              |                 | ZIA-CON50    | 42 x 144 |        | -          | 4,539    |
|              |                 | ZIA-CON53    | 48 x 84  |        | -          | 3,175    |
|              |                 | ZIA-CON56    | 48 x 96  |        | -          | 3,258    |
|              |                 | ZIA-CON59    | 48 x 120 |        | -          | 4,460    |
|              |                 | ZIA-CON62    | 48 x 144 |        | -          | 4,803    |
|              |                 | ZIA-CON18    | 60 x 144 |        | -          | 5,513    |
|              | RECTANGLE       | ZIA-CON34    | 42 x 84  | DUAL   | -          | 2,829    |
|              |                 | ZIA-CON41    | 42 x 96  |        | -          | 2,842    |
|              |                 | ZIA-CON43    | 42 x 120 |        | -          | 4,068    |
|              |                 | ZIA-CON49    | 42 x 144 |        | -          | 4,455    |
|              |                 | ZIA-CON52    | 48 x 84  |        | -          | 2,841    |
|              |                 | ZIA-CON55    | 48 x 96  |        | -          | 2,943    |
|              |                 | ZIA-CON58    | 48 x 120 |        | -          | 4,079    |
|              |                 | ZIA-CON61    | 48 x 144 |        | -          | 4,467    |
|              |                 | ZIA-CON20    | 60 x 144 |        | -          | 5,106    |
|              | SUPER RECTANGLE | ZIA-CON33    | 42 x 84  | DUAL   | -          | 3,563    |
|              |                 | ZIA-CON40    | 42 x 96  |        | -          | 3,566    |
|              |                 | ZIA-CON42    | 42 x 120 |        | -          | 4,849    |
|              |                 | ZIA-CON48    | 42 x 144 |        | -          | 5,076    |
|              |                 | ZIA-CON51    | 48 x 84  |        | -          | 3,644    |
|              |                 | ZIA-CON54    | 48 x 96  |        | -          | 3,685    |
|              |                 | ZIA-CON57    | 48 x 120 |        | -          | 4,941    |
|              |                 | ZIA-CON60    | 48 x 144 |        | -          | 5,118    |
|              |                 | ZIA-CON19    | 60 x 144 |        | -          | 5,914    |
| SQUARE       | ZIA-CON07       | 60 x 60      | DUAL     | -      | 2,691      |          |
| SUPER SQUARE | ZIA-CON06       | 60 x 60      |          | -      | 3,360      |          |
| 42"          | SQUARE          | ZIA-CON11    | 60 x 60  | DUAL   | -          | 2,759    |
|              | SUPER SQUARE    | ZIA-CON10    | 60 x 60  |        | -          | 3,427    |

OCCASIONAL TABLES

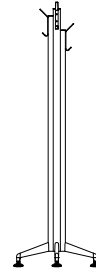
**ZIA Occasional**



[CONFIGURE & PRICE](#)

| H   | SHAPE       | MODEL NUMBER | SIZE      | BEST VALUE | OPTIONS+ |
|-----|-------------|--------------|-----------|------------|----------|
| 12" | ROUND       | ZIA-OC11     | 30"       | -          | 908      |
|     |             | ZIA-OC10     | 36"       | -          | 1,060    |
|     |             | ZIA-OC09     | 42"       | -          | 1,272    |
| 18" | SQUARE      | ZIA-OC13     | 42" x 42" | -          | 1,064    |
|     | SOFT SQUARE | ZIA-OC08     | 42" x 42" | -          | 1,429    |
|     | OVAL        | ZIA-OC12     | 30" x 60" | -          | 1,260    |
|     |             | ZIA-OC07     | 36" x 72" | -          | 1,706    |
| 20" | ROUND       | ZIA-OC05     | 20"       | -          | 821      |
|     |             | ZIA-OC06     | 30"       | -          | 919      |
|     | SQUARE      | ZIA-OC03     | 20" x 20" | -          | 916      |
|     |             | ZIA-OC04     | 24" x 24" | -          | 986      |
|     | SOFT SQUARE | ZIA-OC02     | 20" x 20" | -          | 975      |
|     |             | ZIA-OC01     | 24" x 24" | -          | 1,023    |

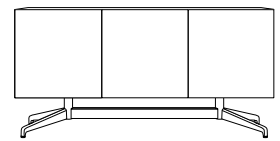
ZIA ACCESSORIES  
**ZIA Coat Rack**



[CONFIGURE & PRICE](#)

| MODEL NUMBER | SIZE      | LIST PRICE |
|--------------|-----------|------------|
| ZIA-RCK01    | 24" x 24" | 1,000      |


ZIA CASEGOODS  
**ZIA Credenza**



[CONFIGURE & PRICE](#)

| MODEL NUMBER | SIZE                    | OPTIONS+ |
|--------------|-------------------------|----------|
| ZIA-CDZ01    | 17.5" D x 42" W x 30" H | 3,494    |
| ZIA-CDZ02    | 17.5" D x 60" W x 30" H | 4,109    |
| ZIA-CDZ03    | 17.5" D x 72" W x 30" H | 4,600    |
| ZIA-CDZ04    | 17.5" D x 84" W x 30" H | 7,052    |


ZIA ACCESSORIES  
**ZIA Lectern**



[CONFIGURE & PRICE](#)

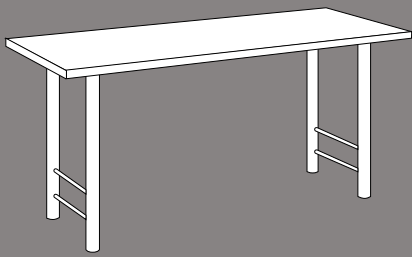
| H   | MODEL NUMBER | SIZE                             | LIST PRICE |
|-----|--------------|----------------------------------|------------|
| 47" | ZIA-LEC01    | 47" OAH , Curved PET Front Panel | 1,350      |

ZIA CASEGOODS  
**ZIA Whiteboard**



[CONFIGURE & PRICE](#)

| MODEL NUMBER | SIZE          | OPTIONS+ |
|--------------|---------------|----------|
| ZIA-MB01     | 44" W x 73" H | 1,300    |
| ZIA-MB02     | 74" W x 73" H | 1,800    |



## TRAINING & TASK TABLES

TRAINING & TASK TABLES

AIM

CONFIGURE & PRICE



|           | MODEL NUMBER | SIZE    | BEST VALUE | OPTIONS+ | 5-DAY QS |
|-----------|--------------|---------|------------|----------|----------|
| Rectangle | AIM-2448     | 24 x 48 | 790        | 978      | -        |
|           | AIM-2454     | 24 x 54 | -          | 1,034    | -        |
|           | AIM-2460     | 24 x 60 | 794        | 1,044    | -        |
|           | AIM-2466     | 24 x 66 | -          | 1,114    | -        |
|           | AIM-2472     | 24 x 72 | 912        | 1,212    | -        |
|           | AIM-3048     | 30 x 48 | -          | 1,092    | -        |
|           | AIM-3054     | 30 x 54 | -          | 1,103    | -        |
|           | AIM-3060     | 30 x 60 | 814        | 1,114    | -        |
|           | AIM-3066     | 30 x 66 | -          | 1,284    | -        |
|           | AIM-3072     | 30 x 72 | 1,014      | 1,304    | -        |
|           | AIM-3648     | 36 x 48 | -          | 1,333    | -        |
|           | AIM-3654     | 36 x 54 | -          | 1,460    | -        |
|           | AIM-3660     | 36 x 60 | -          | 1,472    | -        |
|           | AIM-3666     | 36 x 66 | -          | 1,675    | -        |
|           | AIM-3672     | 36 x 72 | -          | 1,688    | -        |
| Round     | AIM-36R      | 36"     | 718        | 1,093    | -        |
|           | AIM-42R      | 42"     | 739        | 1,214    | -        |
|           | AIM-48R      | 48"     | -          | 1,256    | -        |
|           | AIM-54R      | 54"     | -          | 1,533    | -        |
|           | AIM-60R      | 60"     | -          | 1,576    | -        |
| Square    | AIM-3636     | 36 x 36 | 646        | 866      | -        |
|           | AIM-4242     | 42 x 42 | 749        | 1,029    | -        |
|           | AIM-4848     | 48 x 48 | -          | 1,279    | -        |
|           | AIM-5454     | 54 x 54 | -          | 1,394    | -        |
|           | AIM-6060     | 60 x 60 | -          | 1,400    | -        |

AIM Options

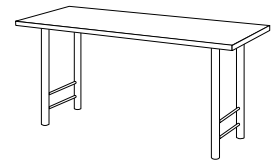
| MODEL NUMBER | DESCRIPTION        | ADD-ON |
|--------------|--------------------|--------|
| -CH          | Counter Height 36" | 30     |
| -BH          | Bar Height 42"     | 60     |
| -CA-P        | Premium Casters    | 60     |



TRAINING & TASK TABLES

**Antonio**

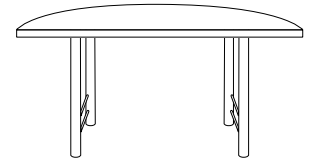
CONFIGURE & PRICE



|               | MODEL NUMBER | SIZE          | BEST VALUE | OPTIONS+ | 5-DAY QS |
|---------------|--------------|---------------|------------|----------|----------|
| Rectangle     | ANTO-2430    | 24 x 30       | -          | 787      | 865      |
|               | ANTO-2436    | 24 x 36       | -          | 818      | 900      |
|               | ANTO-2442    | 24 x 42       | -          | 833      | 918      |
|               | ANTO-2448    | 24 x 48       | 685        | 873      | 961      |
|               | ANTO-2454    | 24 x 54       | -          | 905      | 995      |
|               | ANTO-2460    | 24 x 60       | 689        | 939      | 1,032    |
|               | ANTO-2466    | 24 x 66       | -          | 1,054    | 1,160    |
|               | ANTO-2472    | 24 x 72       | 808        | 1,108    | 1,220    |
|               | ANTO-2478    | 24 x 78       | -          | 1,162    | 1,278    |
|               | ANTO-2484    | 24 x 84       | -          | 1,308    | 1,438    |
|               | ANTO-2496    | 24 x 96       | -          | 1,425    | 1,567    |
|               | ANTO-3042    | 30 x 42       | -          | 912      | 1,003    |
|               | ANTO-3048    | 30 x 48       | -          | 963      | 1,060    |
|               | ANTO-3054    | 30 x 54       | -          | 1,018    | 1,119    |
|               | ANTO-3060    | 30 x 60       | 775        | 1,075    | 1,184    |
|               | ANTO-3066    | 30 x 66       | -          | 1,175    | 1,292    |
|               | ANTO-3072    | 30 x 72       | 963        | 1,253    | 1,378    |
|               | ANTO-3078    | 30 x 78       | -          | 1,349    | 1,483    |
|               | ANTO-3084    | 30 x 84       | -          | 1,558    | 1,713    |
|               | ANTO-3096    | 30 x 96       | -          | 1,656    | 1,821    |
|               | ANTO-3642    | 36 x 42       | -          | 1,022    | 1,126    |
|               | ANTO-3648    | 36 x 48       | -          | 1,075    | 1,184    |
|               | ANTO-3654    | 36 x 54       | -          | 1,126    | 1,239    |
|               | ANTO-3660    | 36 x 60       | -          | 1,263    | 1,328    |
|               | ANTO-3666    | 36 x 66       | -          | 1,423    | 1,498    |
|               | ANTO-3672    | 36 x 72       | -          | 1,466    | 1,546    |
|               | ANTO-3678    | 36 x 78       | -          | 1,623    | 1,714    |
|               | ANTO-3684    | 36 x 84       | -          | 1,743    | 1,831    |
|               | ANTO-3696    | 36 x 96       | -          | 1,840    | 1,941    |
|               | Trapezoid    | ANTO-2448-TRA | 24 x 48    | -        | 905      |
| ANTO-2460-TRA |              | 24 x 60       | -          | 977      | -        |
| ANTO-2472-TRA |              | 24 x 72       | -          | 1,153    | -        |
| ANTO-3048-TRA |              | 30 x 48       | -          | 999      | -        |
| ANTO-3060-TRA |              | 30 x 60       | -          | 1,121    | -        |
| ANTO-3072-TRA |              | 30 x 72       | -          | 1,308    | -        |

# Antonio

**CONFIGURE & PRICE**



|           | MODEL NUMBER  | SIZE         | BEST VALUE | OPTIONS+ | 5-DAY QS |
|-----------|---------------|--------------|------------|----------|----------|
| 1/2 Round | ANTO-3060-HRD | 30 x 60      | -          | 1,257    | -        |
|           | ANTO-3672-HRD | 36 x 72      | -          | 1,830    | -        |
| 1/4 Round | ANTO-3030-QRD | 30 x 30      | -          | 1,036    | -        |
|           | ANTO-3636-QRD | 36 x 36      | -          | 1,154    | -        |
| Crescent  | ANTO-2472-CRE | 24 x 48 x 72 | -          | 1,473    | -        |
|           | ANTO-2494-CRE | 24 x 60 x 94 | -          | 2,053    | -        |
|           | ANTO-3072-CRE | 30 x 48 x 72 | -          | 1,496    | -        |
|           | ANTO-3094-CRE | 30 x 60 x 94 | -          | 2,074    | -        |

## Antonio Options

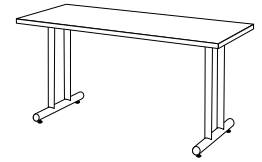
| MODEL NUMBER | DESCRIPTION                       | ADD-ON |
|--------------|-----------------------------------|--------|
| -CA          | Casters                           | 76     |
| -CH          | Counter Height 36"                | 252    |
| -BH          | Bar Height 42"                    | 252    |
| -CUSTHT1     | Custom Height between 5" - 28.99" | 272    |
| -CUSTHT2     | Custom Height between 29" - 42"   | 524    |

\*An Oversize Fee has been implemented by freight carriers for all LTL shipments for pallets 8' and over. 96"-108" - additional 250.00 | 109" -168" - additional 350.00 | Per custom pallet

TRAINING & TASK TABLES

**Apollo**

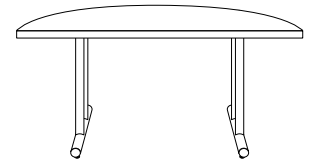
**CONFIGURE & PRICE**



|               | MODEL NUMBER | SIZE          | BEST VALUE | OPTIONS+ | 5-DAY QS |   |
|---------------|--------------|---------------|------------|----------|----------|---|
| Rectangle     | APOL-2436    | 24 x 36       | -          | 933      | 1,026    |   |
|               | APOL-2442    | 24 x 42       | -          | 973      | 1,070    |   |
|               | APOL-2448    | 24 x 48       | 820        | 1,008    | 1,109    |   |
|               | APOL-2454    | 24 x 54       | -          | 1,042    | 1,146    |   |
|               | APOL-2460    | 24 x 60       | 828        | 1,078    | 1,186    |   |
|               | APOL-2466    | 24 x 66       | -          | 1,191    | 1,309    |   |
|               | APOL-2472    | 24 x 72       | 943        | 1,243    | 1,369    |   |
|               | APOL-2478    | 24 x 78       | -          | 1,345    | 1,479    |   |
|               | APOL-2484    | 24 x 84       | -          | 1,444    | 1,589    |   |
|               | APOL-2496    | 24 x 96       | -          | 1,561    | 1,716    |   |
|               | APOL-3042    | 30 x 42       | -          | 1,030    | 1,132    |   |
|               | APOL-3048    | 30 x 48       | -          | 1,078    | 1,186    |   |
|               | APOL-3054    | 30 x 54       | -          | 1,132    | 1,245    |   |
|               | APOL-3060    | 30 x 60       | 890        | 1,190    | 1,308    |   |
|               | APOL-3066    | 30 x 66       | -          | 1,291    | 1,419    |   |
|               | APOL-3072    | 30 x 72       | 1,078      | 1,368    | 1,505    |   |
|               | APOL-3078    | 30 x 78       | -          | 1,518    | 1,670    |   |
|               | APOL-3084    | 30 x 84       | -          | 1,671    | 1,837    |   |
|               | APOL-3096    | 30 x 96       | -          | 1,768    | 1,945    |   |
|               | APOL-3642    | 36 x 42       | -          | 1,136    | 1,249    |   |
|               | APOL-3648    | 36 x 48       | -          | 1,190    | 1,308    |   |
|               | APOL-3654    | 36 x 54       | -          | 1,259    | 1,385    |   |
|               | APOL-3660    | 36 x 60       | -          | 1,381    | 1,454    |   |
|               | APOL-3666    | 36 x 66       | -          | 1,542    | 1,622    |   |
|               | APOL-3672    | 36 x 72       | -          | 1,665    | 1,752    |   |
|               | APOL-3678    | 36 x 78       | -          | 1,833    | 1,930    |   |
|               | APOL-3684    | 36 x 84       | -          | 1,951    | 2,053    |   |
|               | APOL-3696    | 36 x 96       | -          | 2,061    | 2,166    |   |
|               | Trapezoid    | APOL-2460-TRA | 24 x 60    | -        | 1,217    | - |
|               |              | APOL-2472-TRA | 24 x 72    | -        | 1,401    | - |
| APOL-3048-TRA |              | 30 x 48       | -          | 1,240    | -        |   |
| APOL-3060-TRA |              | 30 x 60       | -          | 1,371    | -        |   |
| APOL-3072-TRA |              | 30 x 72       | -          | 1,564    | -        |   |

# Apollo

[CONFIGURE & PRICE](#)



|           | MODEL NUMBER  | SIZE         | BEST VALUE | OPTIONS+ | 5-DAY QS |
|-----------|---------------|--------------|------------|----------|----------|
| 1/2 Round | APOL-6030-HRD | 60 x 30      | -          | 1,514    | -        |
|           | APOL-7236-HRD | 72 x 36      | -          | 1,830    | -        |
| 1/4 Round | APOL-3030-QRD | 30 x 30      | -          | 1,281    | -        |
|           | APOL-3636-QRD | 36 x 36      | -          | 1,404    | -        |
| Crescent  | APOL-2472-CRE | 24 x 48 x 72 | -          | 1,701    | -        |
|           | APOL-2494-CRE | 24 x 60 x 94 | -          | 2,312    | -        |
|           | APOL-3072-CRE | 30 x 48 x 72 | -          | 1,724    | -        |
|           | APOL-3094-CRE | 30 x 60 x 94 | -          | 2,337    | -        |

## Apollo Options

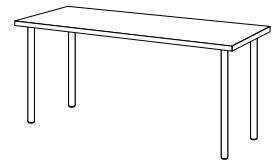
| MODEL NUMBER | DESCRIPTION                       | ADD-ON |
|--------------|-----------------------------------|--------|
| -TL          | T-Leg Option                      | 0      |
| -CL          | C-Leg Option                      | 0      |
| -CA          | Casters                           | 76     |
| -CH          | Counter Height 36"                | 252    |
| -BH          | Bar Height 42"                    | 252    |
| -CUSTHT1     | Custom Height between 5" - 28.99" | 272    |
| -CUSTHT2     | Custom Height between 29" - 42"   | 524    |

\*An Oversize Fee has been implemented by freight carriers for all LTL shipments for pallets 8' and over.  
96"-108" - additional 250.00 | 109" -168" - additional 350.00 | Per custom pallet

TRAINING & TASK TABLES

**Ella**

CONFIGURE & PRICE

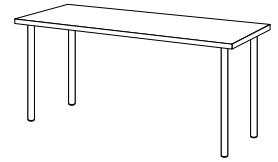


|           | MODEL NUMBER | SIZE    | BEST VALUE | OPTIONS+ | 5-DAY QS |
|-----------|--------------|---------|------------|----------|----------|
| Rectangle | ELLA-1824    | 18 x 24 | -          | 652      | 717      |
|           | ELLA-1830    | 18 x 30 | -          | 679      | 746      |
|           | ELLA-1836    | 18 x 36 | -          | 693      | 763      |
|           | ELLA-1842    | 18 x 42 | -          | 732      | 805      |
|           | ELLA-1848    | 18 x 48 | -          | 778      | 855      |
|           | ELLA-1854    | 18 x 54 | -          | 802      | 884      |
|           | ELLA-1860    | 18 x 60 | 603        | 823      | 906      |
|           | ELLA-1866    | 18 x 66 | -          | 911      | 1,001    |
|           | ELLA-1872    | 18 x 72 | 693        | 963      | 1,060    |
|           | ELLA-1878    | 18 x 78 | -          | 1,094    | 1,203    |
|           | ELLA-1884    | 18 x 84 | -          | 1,225    | 1,347    |
|           | ELLA-1896    | 18 x 96 | -          | 1,314    | 1,446    |
|           | ELLA-2430    | 24 x 30 | -          | 721      | 792      |
|           | ELLA-2436    | 24 x 36 | -          | 751      | 825      |
|           | ELLA-2442    | 24 x 42 | -          | 785      | 862      |
|           | ELLA-2448    | 24 x 48 | 635        | 823      | 906      |
|           | ELLA-2454    | 24 x 54 | -          | 860      | 946      |
|           | ELLA-2460    | 24 x 60 | 648        | 898      | 986      |
|           | ELLA-2466    | 24 x 66 | -          | 1,017    | 1,118    |
|           | ELLA-2472    | 24 x 72 | 775        | 1,075    | 1,184    |
|           | ELLA-2478    | 24 x 78 | -          | 1,180    | 1,298    |
|           | ELLA-2484    | 24 x 84 | -          | 1,284    | 1,413    |
|           | ELLA-2496    | 24 x 96 | -          | 1,407    | 1,547    |
|           | ELLA-3036    | 30 x 36 | -          | 803      | 885      |
|           | ELLA-3042    | 30 x 42 | -          | 844      | 929      |
|           | ELLA-3048    | 30 x 48 | -          | 898      | 986      |
|           | ELLA-3054    | 30 x 54 | -          | 956      | 1,053    |
|           | ELLA-3060    | 30 x 60 | 715        | 1,015    | 1,116    |
|           | ELLA-3066    | 30 x 66 | -          | 1,111    | 1,223    |
|           | ELLA-3072    | 30 x 72 | 914        | 1,204    | 1,324    |
|           | ELLA-3078    | 30 x 78 | -          | 1,364    | 1,501    |
|           | ELLA-3084    | 30 x 84 | -          | 1,525    | 1,675    |
|           | ELLA-3096    | 30 x 96 | -          | 1,627    | 1,791    |

TRAINING & TASK TABLES

**Ella**

**CONFIGURE & PRICE**

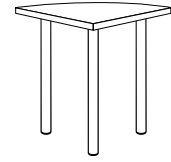


|           | MODEL NUMBER  | SIZE    | BEST VALUE | OPTIONS+ | 5-DAY QS |
|-----------|---------------|---------|------------|----------|----------|
| Rectangle | ELLA-3642     | 36 x 42 | -          | 960      | 1,055    |
|           | ELLA-3648     | 36 x 48 | -          | 1,015    | 1,116    |
|           | ELLA-3654     | 36 x 54 | -          | 1,085    | 1,193    |
|           | ELLA-3660     | 36 x 60 | -          | 1,154    | 1,271    |
|           | ELLA-3666     | 36 x 66 | -          | 1,315    | 1,447    |
|           | ELLA-3672     | 36 x 72 | -          | 1,364    | 1,501    |
|           | ELLA-3678     | 36 x 78 | -          | 1,502    | 1,653    |
|           | ELLA-3684     | 36 x 84 | -          | 1,638    | 1,801    |
|           | ELLA-3696     | 36 x 96 | -          | 1,745    | 1,919    |
| Round     | ELLA-24       | 24"     | -          | 847      | 975      |
|           | ELLA-30       | 30"     | -          | 939      | 1,081    |
|           | ELLA-36       | 36"     | 679        | 1,054    | 1,214    |
|           | ELLA-42       | 42"     | 737        | 1,212    | 1,393    |
|           | ELLA-48       | 48"     | -          | 1,353    | 1,558    |
|           | ELLA-60       | 60"     | -          | 1,898    | 2,185    |
| Square    | ELLA-2424     | 24 x 24 | -          | 819      | 943      |
|           | ELLA-3030     | 30 x 30 | -          | 905      | 1,041    |
|           | ELLA-3636     | 36 x 36 | 786        | 1,006    | 1,158    |
|           | ELLA-4242     | 42 x 42 | 867        | 1,147    | 1,320    |
|           | ELLA-4848     | 48 x 48 | -          | 1,281    | 1,474    |
| Trapezoid | ELLA-1848-TRA | 18 x 48 | -          | 809      | -        |
|           | ELLA-1860-TRA | 18 x 60 | -          | 856      | -        |
|           | ELLA-1872-TRA | 18 x 72 | -          | 1,003    | -        |
|           | ELLA-2448-TRA | 24 x 48 | -          | 856      | -        |
|           | ELLA-2460-TRA | 24 x 60 | -          | 934      | -        |
|           | ELLA-2472-TRA | 24 x 72 | -          | 1,120    | -        |
|           | ELLA-3048-TRA | 30 x 48 | -          | 934      | -        |
|           | ELLA-3060-TRA | 30 x 60 | -          | 1,065    | -        |
|           | ELLA-3072-TRA | 30 x 72 | -          | 1,261    | -        |
| 1/2 Round | ELLA-3618-HRD | 36 x 18 | -          | 818      | -        |
|           | ELLA-4824-HRD | 48 x 24 | -          | 976      | -        |
|           | ELLA-6030-HRD | 60 x 30 | -          | 1,206    | -        |
|           | ELLA-7236-HRD | 72 x 36 | -          | 1,525    | -        |

TRAINING & TASK TABLES

**Ella**

CONFIGURE & PRICE



|           | MODEL NUMBER  | SIZE         | BEST VALUE | OPTIONS+ | 5-DAY QS |
|-----------|---------------|--------------|------------|----------|----------|
| 1/4 Round | ELLA-1818-QRD | 18 x 18      | -          | 627      | -        |
|           | ELLA-2424-QRD | 24 x 24      | -          | 675      | -        |
|           | ELLA-3030-QRD | 30 x 30      | -          | 781      | -        |
|           | ELLA-3636-QRD | 36 x 36      | -          | 910      | -        |
| Crescent  | ELLA-1872-CRE | 18 x 48 x 72 | -          | 1,419    | -        |
|           | ELLA-1894-CRE | 18 x 60 x 94 | -          | 2,031    | -        |
|           | ELLA-2472-CRE | 24 x 48 x 72 | -          | 1,419    | -        |
|           | ELLA-2494-CRE | 24 x 60 x 94 | -          | 2,031    | -        |
|           | ELLA-3072-CRE | 30 x 48 x 72 | -          | 1,419    | -        |
|           | ELLA-3094-CRE | 30 x 60 x 94 | -          | 2,031    | -        |

**Ella Options**

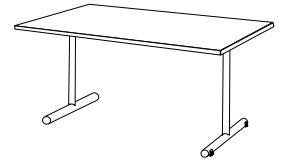
| MODEL NUMBER | DESCRIPTION                       | ADD-ON                |                     |
|--------------|-----------------------------------|-----------------------|---------------------|
|              |                                   | TABLES UNDER 84" LONG | TABLES 84" & LONGER |
| -2           | 2" Diameter                       | 0                     | 0                   |
| -3           | 3" Diameter                       | 144                   | 216                 |
| -4           | 4" diameter                       | 304                   | 456                 |
| -FM          | Folding Legs                      | 632                   | 948                 |
| -CA          | Casters                           | 76                    | 114                 |
| -BH          | Bar Height 42"                    | 252                   | 378                 |
| -CUSTHT1     | Custom Height between 5" - 28.99" | 272                   | 408                 |
| -CUSTHT2     | Custom Height between 29" - 42"   | 524                   | 786                 |

\*An Oversize Fee has been implemented by freight carriers for all LTL shipments for pallets 8' and over.  
96"-108" - additional 250.00 | 109"-168" - additional 350.00 | Per custom pallet

TRAINING & TASK TABLES

**EZ-Roll**

**CONFIGURE & PRICE**



|           | MODEL NUMBER | SIZE    | BEST VALUE | OPTIONS+ | 5-DAY QS |
|-----------|--------------|---------|------------|----------|----------|
| Rectangle | EZRL-1824    | 18 x 24 | -          | 754      | 861      |
|           | EZRL-1830    | 18 x 30 | -          | 773      | 851      |
|           | EZRL-1836    | 18 x 36 | -          | 792      | 869      |
|           | EZRL-1842    | 18 x 42 | -          | 796      | 875      |
|           | EZRL-1848    | 18 x 48 | -          | 839      | 922      |
|           | EZRL-1854    | 18 x 54 | -          | 856      | 942      |
|           | EZRL-1860    | 18 x 60 | 658        | 878      | 965      |
|           | EZRL-1866    | 18 x 66 | -          | 957      | 1,058    |
|           | EZRL-1872    | 18 x 72 | 737        | 1,007    | 1,106    |
|           | EZRL-1878    | 18 x 78 | -          | 1,139    | 1,252    |
|           | EZRL-2430    | 24 x 30 | -          | 795      | 874      |
|           | EZRL-2436    | 24 x 36 | -          | 823      | 905      |
|           | EZRL-2442    | 24 x 42 | -          | 843      | 928      |
|           | EZRL-2448    | 24 x 48 | 690        | 878      | 965      |
|           | EZRL-2454    | 24 x 54 | -          | 912      | 1,001    |
|           | EZRL-2460    | 24 x 60 | 695        | 945      | 1,039    |
|           | EZRL-2466    | 24 x 66 | -          | 1,054    | 1,159    |
|           | EZRL-2472    | 24 x 72 | 807        | 1,107    | 1,218    |
|           | EZRL-2478    | 24 x 78 | -          | 1,194    | 1,314    |
|           | EZRL-3042    | 30 x 42 | -          | 898      | 987      |
|           | EZRL-3048    | 30 x 48 | -          | 945      | 1,039    |
|           | EZRL-3054    | 30 x 54 | -          | 998      | 1,097    |
|           | EZRL-3060    | 30 x 60 | 753        | 1,053    | 1,158    |
|           | EZRL-3066    | 30 x 66 | -          | 1,150    | 1,265    |
|           | EZRL-3072    | 30 x 72 | 935        | 1,225    | 1,348    |
|           | EZRL-3078    | 30 x 78 | -          | 1,352    | 1,489    |

**EZ-Roll Options**

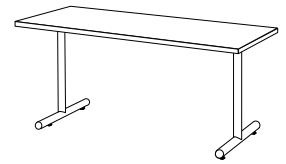
| MODEL NUMBER | DESCRIPTION                       | ADD-ON |
|--------------|-----------------------------------|--------|
| -CUSTHT1     | Custom Height between 5" - 28.99" | 136    |



TRAINING & TASK TABLES

**Kingston**

CONFIGURE & PRICE

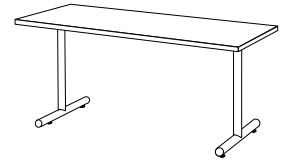


|           | MODEL NUMBER | SIZE     | BEST VALUE | OPTIONS+ | 5-DAY QS |
|-----------|--------------|----------|------------|----------|----------|
| Rectangle | KING-1824    | 18 x 24  | -          | 675      | 743      |
|           | KING-1830    | 18 x 30  | -          | 697      | 766      |
|           | KING-1836    | 18 x 36  | -          | 715      | 787      |
|           | KING-1842    | 18 x 42  | -          | 751      | 824      |
|           | KING-1848    | 18 x 48  | -          | 792      | 869      |
|           | KING-1854    | 18 x 54  | -          | 813      | 893      |
|           | KING-1860    | 18 x 60  | 611        | 831      | 915      |
|           | KING-1866    | 18 x 66  | -          | 913      | 1,007    |
|           | KING-1872    | 18 x 72  | 692        | 962      | 1,058    |
|           | KING-1878    | 18 x 78  | -          | 1,055    | 1,162    |
|           | KING-1884    | 18 x 84  | -          | 1,198    | 1,317    |
|           | KING-1896    | 18 x 96  | -          | 1,279    | 1,407    |
|           | KING-18108   | 18 x 108 | -          | 1,686    | 1,854    |
|           | KING-18120   | 18 x 120 | -          | 1,854    | 2,039    |
|           | KING-2430    | 24 x 30  | -          | 752      | 825      |
|           | KING-2436    | 24 x 36  | -          | 780      | 860      |
|           | KING-2442    | 24 x 42  | -          | 797      | 877      |
|           | KING-2448    | 24 x 48  | 643        | 831      | 915      |
|           | KING-2454    | 24 x 54  | -          | 866      | 952      |
|           | KING-2460    | 24 x 60  | 649        | 899      | 988      |
|           | KING-2466    | 24 x 66  | -          | 1,008    | 1,107    |
|           | KING-2472    | 24 x 72  | 762        | 1,062    | 1,169    |
|           | KING-2478    | 24 x 78  | -          | 1,111    | 1,224    |
|           | KING-2484    | 24 x 84  | -          | 1,251    | 1,377    |
|           | KING-2496    | 24 x 96  | -          | 1,366    | 1,504    |
|           | KING-24108   | 24 x 108 | -          | 1,770    | 1,949    |
|           | KING-24120   | 24 x 120 | -          | 1,910    | 2,101    |
|           | KING-3042    | 30 x 42  | -          | 851      | 935      |
|           | KING-3048    | 30 x 48  | -          | 899      | 988      |
|           | KING-3054    | 30 x 54  | -          | 951      | 1,045    |
|           | KING-3060    | 30 x 60  | 707        | 1,007    | 1,106    |
|           | KING-3066    | 30 x 66  | -          | 1,104    | 1,214    |
|           | KING-3072    | 30 x 72  | 890        | 1,180    | 1,297    |
| KING-3078 | 30 x 78      | -        | 1,272      | 1,399    |          |
| KING-3084 | 30 x 84      | -        | 1,471      | 1,619    |          |

TRAINING & TASK TABLES

**Kingston**

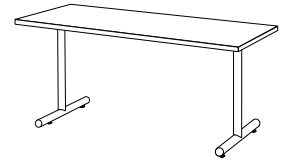
**CONFIGURE & PRICE**



|           | MODEL NUMBER  | SIZE         | BEST VALUE | OPTIONS+ | 5-DAY QS |
|-----------|---------------|--------------|------------|----------|----------|
| Rectangle | KING-3096     | 30 x 96      | -          | 1,566    | 1,723    |
|           | KING-30108    | 30 x 108     | -          | 1,932    | 2,126    |
|           | KING-30120    | 30 x 120     | -          | 2,110    | 2,321    |
|           | KING-3642-TL  | 36 x 42      | -          | 954      | 1,051    |
|           | KING-3648-TL  | 36 x 48      | -          | 1,007    | 1,106    |
|           | KING-3654-TL  | 36 x 54      | -          | 1,054    | 1,159    |
|           | KING-3660-TL  | 36 x 60      | -          | 1,133    | 1,247    |
|           | KING-3666-TL  | 36 x 66      | -          | 1,279    | 1,407    |
|           | KING-3672-TL  | 36 x 72      | -          | 1,324    | 1,458    |
|           | KING-3678-TL  | 36 x 78      | -          | 1,474    | 1,622    |
|           | KING-3684-TL  | 36 x 84      | -          | 1,576    | 1,734    |
|           | KING-3696-TL  | 36 x 96      | -          | 1,671    | 1,836    |
| Trapezoid | KING-1848-TRA | 18 x 48      | -          | 820      | -        |
|           | KING-1860-TRA | 18 x 60      | -          | 865      | -        |
|           | KING-1872-TRA | 18 x 72      | -          | 996      | -        |
|           | KING-2448-TRA | 24 x 48      | -          | 865      | -        |
|           | KING-2460-TRA | 24 x 60      | -          | 935      | -        |
|           | KING-2472-TRA | 24 x 72      | -          | 1,103    | -        |
|           | KING-3048-TRA | 30 x 48      | -          | 933      | -        |
|           | KING-3060-TRA | 30 x 60      | -          | 1,053    | -        |
|           | KING-3072-TRA | 30 x 72      | -          | 1,230    | -        |
| 1/2 Round | KING-3618-HRD | 18 x 36      | -          | 827      | -        |
|           | KING-4824-HRD | 24 x 48      | -          | 972      | -        |
|           | KING-6030-HRD | 30 x 60      | -          | 1,181    | -        |
|           | KING-7236-HRD | 36 x 72      | -          | 1,471    | -        |
| 1/4 Round | KING-1818-QRD | 18 x 18      | -          | 828      | -        |
|           | KING-2424-QRD | 24 x 24      | -          | 869      | -        |
|           | KING-3030-QRD | 30 x 30      | -          | 970      | -        |
|           | KING-3636-QRD | 36 x 36      | -          | 1,082    | -        |
| Crescent  | KING-1872-CRE | 18 x 48 x 72 | -          | 1,411    | -        |
|           | KING-1894-CRE | 18 x 60 x 94 | -          | 1,969    | -        |
|           | KING-2472-CRE | 24 x 48 x 72 | -          | 1,411    | -        |
|           | KING-2494-CRE | 24 x 60 x 94 | -          | 1,969    | -        |
|           | KING-3072-CRE | 30 x 48 x 72 | -          | 1,411    | -        |
|           | KING-3094-CRE | 30 x 60 x 94 | -          | 1,969    | -        |

TRAINING & TASK TABLES

**Kingston Options**



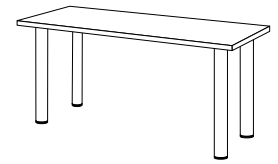
| MODEL NUMBER | DESCRIPTION                       | ADD-ON                |                      |
|--------------|-----------------------------------|-----------------------|----------------------|
|              |                                   | TABLES UP TO 84" LONG | TABLES 96"-120" LONG |
| -TL          | T-Leg Option                      | -                     | -                    |
| -CL          | C-Leg Option                      | -                     | -                    |
| -ATL         | Arched Leg Option                 | 142                   | -                    |
| -SLG         | Self Leveling Glides              | 84                    | -                    |
| -CA          | Casters                           | 76                    | 114                  |
| -SC          | Skate Casters                     | 128                   | -                    |
| -FL          | Folding Legs                      | 496                   | 744                  |
| -AH          | Adjustable Height 26" to 36"      | 218                   | 327                  |
| -AH42        | Adjustable Height 36" to 42"      | 418                   | 627                  |
| -CH          | Counter Height 36"                | 126                   | 189                  |
| -BH          | Bar Height 42"                    | 126                   | 189                  |
| -CUSTHT1     | Custom Height between 5" - 28.99" | 136                   | 204                  |
| -CUSTHT2     | Custom Height between 29" - 42"   | 262                   | 393                  |

\*An Oversize Fee has been implemented by freight carriers for all LTL shipments for pallets 8' and over.  
 96"-108" - additional 250.00 | 109" -168" - additional 350.00 | Per custom pallet

TRAINING & TASK TABLES

**Kristina**

CONFIGURE & PRICE

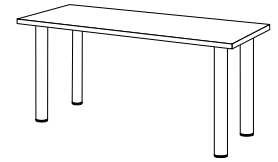


|           | MODEL NUMBER | SIZE    | BEST VALUE | OPTIONS+ | 5-DAY QS |
|-----------|--------------|---------|------------|----------|----------|
| Rectangle | KRST-1824    | 18 x 24 | -          | 1,226    | 1,348    |
|           | KRST-1830    | 18 x 30 | -          | 1,247    | 1,371    |
|           | KRST-1836    | 18 x 36 | -          | 1,261    | 1,386    |
|           | KRST-1842    | 18 x 42 | -          | 1,295    | 1,424    |
|           | KRST-1848    | 18 x 48 | -          | 1,336    | 1,469    |
|           | KRST-1854    | 18 x 54 | -          | 1,352    | 1,489    |
|           | KRST-1860    | 18 x 60 | 1,152      | 1,372    | 1,509    |
|           | KRST-1866    | 18 x 66 | -          | 1,447    | 1,592    |
|           | KRST-1872    | 18 x 72 | 1,222      | 1,492    | 1,641    |
|           | KRST-1878    | 18 x 78 | -          | 2,038    | 2,241    |
|           | KRST-1884    | 18 x 84 | -          | 2,170    | 2,386    |
|           | KRST-1896    | 18 x 96 | -          | 2,244    | 2,469    |
|           | KRST-2430    | 24 x 30 | -          | 1,279    | 1,406    |
|           | KRST-2436    | 24 x 36 | -          | 1,309    | 1,440    |
|           | KRST-2442    | 24 x 42 | -          | 1,339    | 1,473    |
|           | KRST-2448    | 24 x 48 | 1,184      | 1,372    | 1,509    |
|           | KRST-2454    | 24 x 54 | -          | 1,404    | 1,545    |
|           | KRST-2460    | 24 x 60 | 1,183      | 1,433    | 1,577    |
|           | KRST-2466    | 24 x 66 | -          | 1,535    | 1,690    |
|           | KRST-2472    | 24 x 72 | 1,287      | 1,587    | 1,745    |
|           | KRST-2478    | 24 x 78 | -          | 2,087    | 2,296    |
|           | KRST-2484    | 24 x 84 | -          | 2,218    | 2,440    |
|           | KRST-2496    | 24 x 96 | -          | 2,325    | 2,558    |
|           | KRST-3042    | 30 x 42 | -          | 1,390    | 1,531    |
|           | KRST-3048    | 30 x 48 | -          | 1,433    | 1,577    |
|           | KRST-3054    | 30 x 54 | -          | 1,484    | 1,632    |
|           | KRST-3060    | 30 x 60 | 1,234      | 1,534    | 1,688    |
|           | KRST-3066    | 30 x 66 | -          | 1,627    | 1,789    |
|           | KRST-3072    | 30 x 72 | 1,407      | 1,697    | 1,867    |
|           | KRST-3078    | 30 x 78 | -          | 2,233    | 2,458    |
|           | KRST-3084    | 30 x 84 | -          | 2,424    | 2,666    |
|           | KRST-3096    | 30 x 96 | -          | 2,511    | 2,763    |

TRAINING & TASK TABLES

**Kristina**

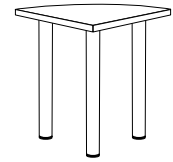
CONFIGURE & PRICE



|           | MODEL NUMBER  | SIZE    | BEST VALUE | OPTIONS+ | 5-DAY QS |
|-----------|---------------|---------|------------|----------|----------|
| Rectangle | KRST-3642     | 36 x 42 | -          | 1,489    | 1,638    |
|           | KRST-3648     | 36 x 48 | -          | 1,534    | 1,688    |
|           | KRST-3654     | 36 x 54 | -          | 1,579    | 1,737    |
|           | KRST-3660     | 36 x 60 | -          | 1,654    | 1,820    |
|           | KRST-3666     | 36 x 66 | -          | 1,791    | 1,969    |
|           | KRST-3672     | 36 x 72 | -          | 1,832    | 2,015    |
|           | KRST-3678     | 36 x 78 | -          | 2,425    | 2,667    |
|           | KRST-3684     | 36 x 84 | -          | 2,521    | 2,772    |
|           | KRST-3696     | 36 x 96 | -          | 2,610    | 2,870    |
| Round     | KRST-24       | 24"     | -          | 1,238    | -        |
|           | KRST-30       | 30"     | -          | 1,315    | -        |
|           | KRST-36       | 36"     | 1,039      | 1,414    | -        |
|           | KRST-42       | 42"     | 1,071      | 1,546    | -        |
|           | KRST-48       | 48"     | -          | 1,671    | -        |
| Square    | KRST-2424     | 24 x 24 | -          | 1,214    | -        |
|           | KRST-3030     | 30 x 30 | -          | 1,286    | -        |
|           | KRST-3636     | 36 x 36 | 1,157      | 1,372    | -        |
|           | KRST-4242     | 42 x 42 | 1,212      | 1,492    | -        |
|           | KRST-4848     | 48 x 48 | -          | 1,604    | -        |
| Trapezoid | KRST-1848-TRA | 18 x 48 | -          | 1,361    | -        |
|           | KRST-1860-TRA | 18 x 60 | -          | 1,402    | -        |
|           | KRST-1872-TRA | 18 x 72 | -          | 1,525    | -        |
|           | KRST-2448-TRA | 24 x 48 | -          | 1,402    | -        |
|           | KRST-2460-TRA | 24 x 60 | -          | 1,469    | -        |
|           | KRST-2472-TRA | 24 x 72 | -          | 1,625    | -        |
|           | KRST-3048-TRA | 30 x 48 | -          | 1,469    | -        |
|           | KRST-3060-TRA | 30 x 60 | -          | 1,577    | -        |
|           | KRST-3072-TRA | 30 x 72 | -          | 1,741    | -        |
| 1/2 Round | KRST-3618-HRD | 36 x 18 | -          | 1,366    | -        |
|           | KRST-4824-HRD | 48 x 24 | -          | 1,502    | -        |
|           | KRST-6030-HRD | 60 x 30 | -          | 1,698    | -        |
|           | KRST-7236-HRD | 72 x 36 | -          | 1,965    | -        |

# Kristina

[CONFIGURE & PRICE](#)



|           | MODEL NUMBER  | SIZE         | BEST VALUE | OPTIONS+ | 5-DAY QS |
|-----------|---------------|--------------|------------|----------|----------|
| 1/4 Round | KRST-1818-QRD | 18 x 18      | -          | 1,140    | -        |
|           | KRST-2424-QRD | 24 x 24      | -          | 1,181    | -        |
|           | KRST-3030-QRD | 30 x 30      | -          | 1,418    | -        |
|           | KRST-3636-QRD | 36 x 36      | -          | 1,375    | -        |
| Crescent  | KRST-1872-CRE | 18 x 48 x 72 | -          | 1,879    | -        |
|           | KRST-1894-CRE | 18 x 60 x 94 | -          | 2,853    | -        |
|           | KRST-2472-CRE | 24 x 48 x 72 | -          | 1,879    | -        |
|           | KRST-2494-CRE | 24 x 60 x 94 | -          | 2,853    | -        |
|           | KRST-3072-CRE | 30 x 48 x 72 | -          | 1,879    | -        |
|           | KRST-3094-CRE | 30 x 60 x 94 | -          | 2,853    | -        |

## Kristina Options

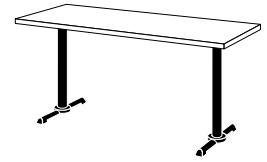
| MODEL NUMBER | DESCRIPTION        | ADD-ON |        |
|--------------|--------------------|--------|--------|
|              |                    | 4-LEGS | 6-LEGS |
| -CH          | Counter Height 36" | 164    | 246    |
| -BH          | Bar Height 42"     | 340    | 510    |

\*An Oversize Fee has been implemented by freight carriers for all LTL shipments for pallets 8' and over.  
96"-108" - additional 250.00 | 109" -168" - additional 350.00 | Per custom pallet

TRAINING & TASK TABLES

**Portofino-2**

**CONFIGURE & PRICE**



|           | MODEL NUMBER | SIZE    | BEST VALUE | OPTIONS+ | 5-DAY QS |
|-----------|--------------|---------|------------|----------|----------|
| Rectangle | PORT2-2442   | 24 x 42 | -          | 654      | 719      |
|           | PORT2-2448   | 24 x 48 | 504        | 692      | 761      |
|           | PORT2-2454   | 24 x 54 | -          | 729      | 802      |
|           | PORT2-2460   | 24 x 60 | 516        | 766      | 842      |
|           | PORT2-2466   | 24 x 66 | -          | 885      | 973      |
|           | PORT2-2472   | 24 x 72 | 641        | 941      | 1,036    |
|           | PORT2-2478   | 24 x 78 | -          | 1,048    | 1,153    |
|           | PORT2-2484   | 24 x 84 | -          | 1,152    | 1,268    |
|           | PORT2-2496   | 24 x 96 | -          | 1,278    | 1,405    |
|           | PORT2-3042   | 30 x 42 | -          | 712      | 785      |
|           | PORT2-3048   | 30 x 48 | -          | 766      | 842      |
|           | PORT2-3054   | 30 x 54 | -          | 812      | 893      |
|           | PORT2-3060   | 30 x 60 | 582        | 882      | 970      |
|           | PORT2-3066   | 30 x 66 | -          | 978      | 1,078    |
|           | PORT2-3072   | 30 x 72 | 782        | 1,072    | 1,179    |
|           | PORT2-3078   | 30 x 78 | -          | 1,232    | 1,356    |
|           | PORT2-3084   | 30 x 84 | -          | 1,394    | 1,533    |
|           | PORT2-3096   | 30 x 96 | -          | 1,496    | 1,646    |

**Portofino-2 Options**

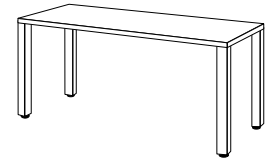
| MODEL NUMBER | DESCRIPTION          | ADD-ON |
|--------------|----------------------|--------|
| -SLG         | Self Leveling Glides | 84     |
| -BH          | Bar Height 42"       | 196    |

\*An Oversize Fee has been implemented by freight carriers for all LTL shipments for pallets 8' and over.  
96"-108" - additional 250.00 | 109" -168" - additional 350.00 | Per custom pallet

TRAINING & TASK TABLES

**Quatro**

CONFIGURE & PRICE



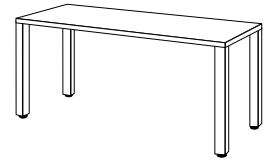
|           | MODEL NUMBER | SIZE    | BEST VALUE | OPTIONS+ | 5-DAY QS |
|-----------|--------------|---------|------------|----------|----------|
| Rectangle | QUAT-1824    | 18 x 24 | -          | 796      | 876      |
|           | QUAT-1830    | 18 x 30 | -          | 821      | 902      |
|           | QUAT-1836    | 18 x 36 | -          | 852      | 937      |
|           | QUAT-1842    | 18 x 42 | -          | 886      | 975      |
|           | QUAT-1848    | 18 x 48 | -          | 932      | 1,025    |
|           | QUAT-1854    | 18 x 54 | -          | 956      | 1,053    |
|           | QUAT-1860757 | 18 x 60 | 757        | 977      | 1,075    |
|           | QUAT-1866    | 18 x 66 | -          | 1,066    | 1,172    |
|           | QUAT-1872    | 18 x 72 | 848        | 1,118    | 1,229    |
|           | QUAT-1878    | 18 x 78 | -          | 1,305    | 1,435    |
|           | QUAT-1884    | 18 x 84 | -          | 1,438    | 1,581    |
|           | QUAT-1896    | 18 x 96 | -          | 1,528    | 1,616    |
|           | QUAT-2430    | 24 x 30 | -          | 868      | 954      |
|           | QUAT-2436    | 24 x 36 | -          | 899      | 988      |
|           | QUAT-2442    | 24 x 42 | -          | 939      | 1,032    |
|           | QUAT-2448    | 24 x 48 | 789        | 977      | 1,075    |
|           | QUAT-2454    | 24 x 54 | -          | 1,014    | 1,115    |
|           | QUAT-2460    | 24 x 60 | 799        | 1,049    | 1,154    |
|           | QUAT-2466    | 24 x 66 | -          | 1,169    | 1,286    |
|           | QUAT-2472    | 24 x 72 | 929        | 1,229    | 1,352    |
|           | QUAT-2478    | 24 x 78 | -          | 1,534    | 1,688    |
|           | QUAT-2484    | 24 x 84 | -          | 1,496    | 1,711    |
|           | QUAT-2496    | 24 x 96 | -          | 1,622    | 1,785    |
|           | QUAT-3042    | 30 x 42 | -          | 999      | 1,098    |
|           | QUAT-3048    | 30 x 48 | -          | 1,049    | 1,154    |
|           | QUAT-3054    | 30 x 54 | -          | 1,108    | 1,218    |
|           | QUAT-3060    | 30 x 60 | 868        | 1,168    | 1,285    |
|           | QUAT-3066    | 30 x 66 | -          | 1,275    | 1,402    |
|           | QUAT-3072    | 30 x 72 | 1,069      | 1,359    | 1,494    |
|           | QUAT-3078    | 30 x 78 | -          | 1,577    | 1,735    |
|           | QUAT-3084    | 30 x 84 | -          | 1,638    | 1,801    |
|           | QUAT-3096    | 30 x 96 | -          | 1,841    | 2,024    |
|           | QUAT-3642    | 36 x 42 | -          | 1,111    | 1,225    |
|           | QUAT-3648    | 36 x 48 | -          | 1,168    | 1,285    |
|           | QUAT-3654    | 36 x 54 | -          | 1,155    | 1,272    |
|           | QUAT-3660    | 36 x 60 | -          | 1,309    | 1,440    |
| QUAT-3666 | 36 x 66      | -       | 1,470      | 1,616    |          |



TRAINING & TASK TABLES

**Quatro**

**CONFIGURE & PRICE**



|           | MODEL NUMBER | SIZE    | BEST VALUE | OPTIONS+ | 5-DAY QS |
|-----------|--------------|---------|------------|----------|----------|
| Rectangle | QUAT-3672    | 36 x 72 | -          | 1,517    | 1,668    |
|           | QUAT-3678    | 36 x 78 | -          | 1,712    | 1,884    |
|           | QUAT-3684    | 36 x 84 | -          | 1,853    | 2,038    |
|           | QUAT-3696    | 36 x 96 | -          | 1,956    | 2,151    |
| Round     | QUAT-24      | 24"     | -          | 857      | -        |
|           | QUAT-30      | 30"     | -          | 953      | -        |
|           | QUAT-36      | 36"     | 691        | 1,066    | -        |
|           | QUAT-42      | 42"     | 745        | 1,220    | -        |
|           | QUAT-48      | 48"     | -          | 1,366    | -        |
| Square    | QUAT-2424    | 24 x 24 | -          | 829      | -        |
|           | QUAT-3030    | 30 x 30 | -          | 911      | -        |
|           | QUAT-3636    | 36 x 36 | 795        | 1,015    | -        |
|           | QUAT-4242    | 42 x 42 | 875        | 1,155    | -        |
|           | QUAT-4848    | 48 x 48 | -          | 1,291    | -        |

**Quatro Options**

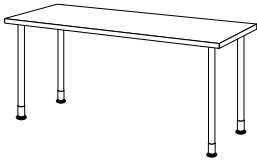
| MODEL NUMBER | DESCRIPTION                       | ADD-ON |       |
|--------------|-----------------------------------|--------|-------|
|              |                                   | 4-LEG  | 6-LEG |
| -CA          | Casters                           | 76     | 114   |
| -BH          | Bar Height 42"                    | 252    | 378   |
| -CUSTHT1     | Custom Height between 5" - 28.99" | 272    | 408   |
| -CUSTHT2     | Custom Height between 29" - 42"   | 524    | 786   |

\*An Oversize Fee has been implemented by freight carriers for all LTL shipments for pallets 8' and over.  
 96"-108" - additional 250.00 | 109"-168" - additional 350.00 | Per custom pallet

TRAINING & TASK TABLES

Robot

CONFIGURE & PRICE

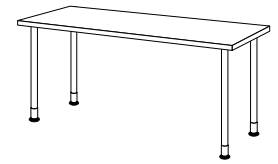


|           | MODEL NUMBER | SIZE    | BEST VALUE | OPTIONS+ | 5-DAY QS |
|-----------|--------------|---------|------------|----------|----------|
| Rectangle | ROBT-1824    | 18 x 24 | -          | 796      | 876      |
|           | ROBT-1830    | 18 x 30 | -          | 821      | 902      |
|           | ROBT-1836    | 18 x 36 | -          | 847      | 933      |
|           | ROBT-1842    | 18 x 42 | -          | 886      | 975      |
|           | ROBT-1848    | 18 x 48 | -          | 932      | 1,025    |
|           | ROBT-1854    | 18 x 54 | -          | 956      | 1,053    |
|           | ROBT-1860    | 18 x 60 | 757        | 977      | 1,075    |
|           | ROBT-1866    | 18 x 66 | -          | 1,066    | 1,172    |
|           | ROBT-1872    | 18 x 72 | 848        | 1,118    | 1,229    |
|           | ROBT-1878    | 18 x 78 | -          | 1,247    | 1,371    |
|           | ROBT-1884    | 18 x 84 | -          | 1,378    | 1,515    |
|           | ROBT-1896    | 18 x 96 | -          | 1,470    | 1,616    |
|           | ROBT-2430    | 24 x 30 | -          | 868      | 954      |
|           | ROBT-2436    | 24 x 36 | -          | 898      | 987      |
|           | ROBT-2442    | 24 x 42 | -          | 939      | 1,032    |
|           | ROBT-2448    | 24 x 48 | 789        | 977      | 1,075    |
|           | ROBT-2454    | 24 x 54 | -          | 1,014    | 1,115    |
|           | ROBT-2460    | 24 x 60 | 799        | 1,049    | 1,154    |
|           | ROBT-2466    | 24 x 66 | -          | 1,169    | 1,286    |
|           | ROBT-2472    | 24 x 72 | 929        | 1,229    | 1,352    |
|           | ROBT-2478    | 24 x 78 | -          | 1,335    | 1,468    |
|           | ROBT-2484    | 24 x 84 | -          | 1,438    | 1,581    |
|           | ROBT-2496    | 24 x 96 | -          | 1,562    | 1,720    |
|           | ROBT-3042    | 30 x 42 | -          | 999      | 1,098    |
|           | ROBT-3048    | 30 x 48 | -          | 1,049    | 1,154    |
|           | ROBT-3054    | 30 x 54 | -          | 1,108    | 1,218    |
|           | ROBT-3060    | 30 x 60 | 868        | 1,168    | 1,285    |
|           | ROBT-3066    | 30 x 66 | -          | 1,275    | 1,402    |
|           | ROBT-3072    | 30 x 72 | 1,069      | 1,359    | 1,494    |
|           | ROBT-3078    | 30 x 78 | -          | 1,518    | 1,670    |
|           | ROBT-3084    | 30 x 84 | -          | 1,678    | 1,845    |
|           | ROBT-3096    | 30 x 96 | -          | 1,781    | 1,961    |
|           | ROBT-3642    | 36 x 42 | -          | 1,111    | 1,225    |
|           | ROBT-3648    | 36 x 48 | -          | 1,159    | 1,285    |

TRAINING & TASK TABLES

Robot

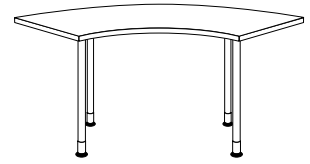
CONFIGURE & PRICE



|           | MODEL NUMBER  | SIZE    | BEST VALUE | OPTIONS+ | 5-DAY QS |
|-----------|---------------|---------|------------|----------|----------|
| Rectangle | ROBT-3654     | 36 x 54 | -          | 1,168    | 1,274    |
|           | ROBT-3660     | 36 x 60 | -          | 1,309    | 1,440    |
|           | ROBT-3666     | 36 x 66 | -          | 1,470    | 1,616    |
|           | ROBT-3672     | 36 x 72 | -          | 1,517    | 1,668    |
|           | ROBT-3678     | 36 x 78 | -          | 1,654    | 1,820    |
|           | ROBT-3684     | 36 x 84 | -          | 1,792    | 1,973    |
|           | ROBT-3696     | 36 x 96 | -          | 1,896    | 2,085    |
| Round     | ROBT-24       | 24"     | -          | 856      | 941      |
|           | ROBT-30       | 30"     | -          | 951      | 1,047    |
|           | ROBT-36       | 36"     | 691        | 1,066    | 1,172    |
|           | ROBT-42       | 42"     | 745        | 1,220    | 1,345    |
|           | ROBT-48       | 48"     | -          | 1,368    | 1,505    |
| Square    | ROBT-2424     | 24 x 24 | -          | 829      | 911      |
|           | ROBT-3030     | 30 x 30 | -          | 911      | 1,001    |
|           | ROBT-3636     | 36 x 36 | 845        | 1,065    | 1,171    |
|           | ROBT-4242     | 42 x 42 | 940        | 1,220    | 1,345    |
|           | ROBT-4848     | 48 x 48 | -          | 1,366    | 1,502    |
| Trapezoid | ROBT-1848-TRA | 18 x 48 | -          | 962      | -        |
|           | ROBT-1860-TRA | 18 x 60 | -          | 1,009    | -        |
|           | ROBT-1872-TRA | 18 x 72 | -          | 1,154    | -        |
|           | ROBT-2448-TRA | 24 x 48 | -          | 1,009    | -        |
|           | ROBT-2460-TRA | 24 x 60 | -          | 1,087    | -        |
|           | ROBT-2472-TRA | 24 x 72 | -          | 1,272    | -        |
|           | ROBT-3048-TRA | 30 x 48 | -          | 1,087    | -        |
|           | ROBT-3060-TRA | 30 x 60 | -          | 1,218    | -        |
|           | ROBT-3072-TRA | 30 x 72 | -          | 1,414    | -        |
| 1/2 Round | ROBT-1836-HRD | 18 x 36 | -          | 973      | -        |
|           | ROBT-2448-HRD | 24 x 48 | -          | 1,131    | -        |
|           | ROBT-3060-HRD | 30 x 60 | -          | 1,361    | -        |
|           | ROBT-3672-HRD | 36 x 72 | -          | 1,677    | -        |
| 1/4 Round | ROBT-1818-QRD | 18 x 18 | -          | 783      | -        |
|           | ROBT-2424-QRD | 24 x 24 | -          | 829      | -        |
|           | ROBT-3030-QRD | 30 x 30 | -          | 935      | -        |
|           | ROBT-3636-QRD | 36 x 36 | -          | 1,062    | -        |

# Robot

[CONFIGURE & PRICE](#)



|          | MODEL NUMBER  | SIZE         | BEST VALUE | OPTIONS+ | 5-DAY QS |
|----------|---------------|--------------|------------|----------|----------|
| Crescent | ROBT-1872-CRE | 18 x 48 x 72 | -          | 1,573    | -        |
|          | ROBT-1894-CRE | 18 x 60 x 94 | -          | 2,185    | -        |
|          | ROBT-2472-CRE | 24 x 48 x 72 | -          | 1,573    | -        |
|          | ROBT-2494-CRE | 24 x 60 x 94 | -          | 2,185    | -        |
|          | ROBT-3072-CRE | 30 x 48 x 72 | -          | 1,573    | -        |
|          | ROBT-3094-CRE | 30 x 60 x 94 | -          | 2,185    | -        |

## Robot Options

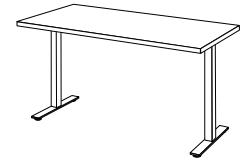
| MODEL NUMBER | DESCRIPTION                       | ADD-ON |        |
|--------------|-----------------------------------|--------|--------|
|              |                                   | 4 LEGS | 6 LEGS |
| -SC          | Skate Casters                     | 0      |        |
| -AH          | Adjustable Height 26" - 36"       | 128    | 192    |
| -CUSTHT1     | Custom Height between 5" - 28.99" | 272    | 408    |

\*An Oversize Fee has been implemented by freight carriers for all LTL shipments for pallets 8' and over.  
 96"-108" - additional 250.00 | 109"-168" - additional 350.00 | Per custom pallet

TRAINING & TASK TABLES

**Sienna TL**

**CONFIGURE & PRICE**



|               | MODEL NUMBER  | SIZE  | BEST VALUE | OPTIONS+ | 5-DAY QS |
|---------------|---------------|-------|------------|----------|----------|
| Rectangle     | SIEN-1TL-2436 | 24x36 | -          | 1,061    | 1,168    |
|               | SIEN-1TL-2442 | 24x42 | -          | 1,082    | 1,191    |
|               | SIEN-1TL-2448 | 24x48 | 932        | 1,120    | 1,232    |
|               | SIEN-1TL-2454 | 24x54 | -          | 1,232    | 1,358    |
|               | SIEN-1TL-2460 | 24x60 | 1,022      | 1,272    | 1,400    |
|               | SIEN-1TL-2466 | 24x66 | -          | 1,325    | 1,458    |
|               | SIEN-1TL-2472 | 24x72 | 1,072      | 1,372    | 1,510    |
|               | SIEN-1TL-2484 | 24x84 | -          | 1,580    | 1,738    |
|               | SIEN-1TL-3036 | 30x36 | -          | 1,094    | 1,204    |
|               | SIEN-1TL-3042 | 30x42 | -          | 1,141    | 1,256    |
|               | SIEN-1TL-3048 | 30x48 | -          | 1,194    | 1,314    |
|               | SIEN-1TL-3054 | 30x54 | -          | 1,331    | 1,465    |
|               | SIEN-1TL-3060 | 30x60 | 1,088      | 1,388    | 1,527    |
|               | SIEN-1TL-3066 | 30x66 | -          | 1,430    | 1,575    |
|               | SIEN-1TL-3072 | 30x72 | 1,212      | 1,502    | 1,653    |
|               | SIEN-1TL-3084 | 30x84 | -          | 1,818    | 2,000    |
|               | SIEN-1TL-3648 | 36x48 | -          | 1,311    | 1,443    |
|               | SIEN-1TL-3654 | 36x54 | -          | 1,444    | 1,589    |
|               | SIEN-1TL-3660 | 36x60 | -          | 1,532    | 1,686    |
|               | SIEN-1TL-3666 | 36x66 | -          | 1,622    | 1,785    |
| SIEN-1TL-3672 | 36x72         | -     | 1,658      | 1,824    |          |
| SIEN-1TL-3684 | 36x84         | -     | 1,820      | 2,002    |          |

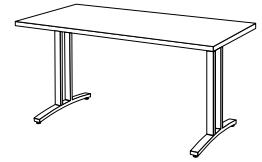
**Sienna TL Options**

| MODEL NUMBER | DESCRIPTION                       | ADD-ON |
|--------------|-----------------------------------|--------|
| -TL          | T-Leg Option                      | -      |
| -CL          | C-Leg Option                      | -      |
| -SC          | Skate Casters                     | 126    |
| -BH          | Bar Height 42"                    | 128    |
| -CUSTHT1     | Custom Height between 5" - 28.99" | 136    |
| -CUSTHT2     | Custom Height between 29" - 42"   | 262    |

TRAINING & TASK TABLES

## Structure 2TL

CONFIGURE & PRICE

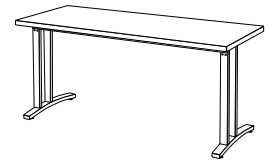


|              | MODEL NUMBER | SIZE     | BEST VALUE | OPTIONS+ | 5-DAY QS |
|--------------|--------------|----------|------------|----------|----------|
| Rectangle    | STRU-2T-1848 | 18 x 48* | -          | 1,065    | 1,171    |
|              | STRU-2T-1860 | 18 x 60* | 962        | 1,182    | 1,301    |
|              | STRU-2T-1872 | 18 x 72* | 1,002      | 1,272    | 1,400    |
|              | STRU-2T-2436 | 24 x 36  | -          | 1,071    | 1,177    |
|              | STRU-2T-2442 | 24 x 42  | -          | 1,110    | 1,223    |
|              | STRU-2T-2448 | 24 x 48  | 966        | 1,154    | 1,271    |
|              | STRU-2T-2454 | 24 x 54  | -          | 1,218    | 1,339    |
|              | STRU-2T-2460 | 24 x 60  | 1,063      | 1,313    | 1,445    |
|              | STRU-2T-2466 | 24 x 66  | -          | 1,394    | 1,533    |
|              | STRU-2T-2472 | 24 x 72  | 1,193      | 1,493    | 1,643    |
|              | STRU-2T-3036 | 30 x 36  | -          | 1,096    | 1,206    |
|              | STRU-2T-3042 | 30 x 42  | -          | 1,159    | 1,274    |
|              | STRU-2T-3048 | 30 x 48  | -          | 1,213    | 1,334    |
|              | STRU-2T-3054 | 30 x 54  | -          | 1,279    | 1,406    |
|              | STRU-2T-3060 | 30 x 60  | 1,060      | 1,360    | 1,496    |
|              | STRU-2T-3066 | 30 x 66  | -          | 1,457    | 1,602    |
| STRU-2T-3072 | 30 x 72      | 1,265    | 1,555      | 1,711    |          |

TRAINING & TASK TABLES

## Structure 2CL

CONFIGURE & PRICE



|           | MODEL NUMBER | SIZE    | BEST VALUE | OPTIONS+ | 5-DAY QS |
|-----------|--------------|---------|------------|----------|----------|
| Rectangle | STRU-2C-2436 | 24 x 36 | -          | 1,065    | 1,171    |
|           | STRU-2C-2442 | 24 x 42 | -          | 1,110    | 1,223    |
|           | STRU-2C-2448 | 24 x 48 | 966        | 1,154    | 1,271    |
|           | STRU-2C-2454 | 24 x 54 | -          | 1,218    | 1,339    |
|           | STRU-2C-2460 | 24 x 60 | 1,063      | 1,313    | 1,445    |
|           | STRU-2C-2466 | 24 x 66 | -          | 1,394    | 1,533    |
|           | STRU-2C-2472 | 24 x 72 | 1,193      | 1,493    | 1,643    |
|           | STRU-2C-3036 | 30 x 36 | -          | 1,096    | 1,206    |
|           | STRU-2C-3042 | 30 x 42 | -          | 1,159    | 1,274    |
|           | STRU-2C-3048 | 30 x 48 | -          | 1,213    | 1,334    |
|           | STRU-2C-3054 | 30 x 54 | -          | 1,279    | 1,406    |
|           | STRU-2C-3060 | 30 x 60 | 1,060      | 1,360    | 1,496    |
|           | STRU-2C-3066 | 30 x 66 | -          | 1,457    | 1,602    |
|           | STRU-2C-3072 | 30 x 72 | 1,265      | 1,555    | 1,711    |

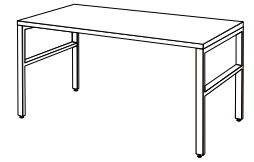
### Structure Options

| MODEL NUMBER | DESCRIPTION | ADD-ON |
|--------------|-------------|--------|
| -CA          | Castors     | 72     |

TRAINING & TASK TABLES

# Structure H

CONFIGURE & PRICE

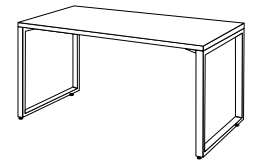


|           | MODEL NUMBER | SIZE    | BEST VALUE | OPTIONS+ | 5-DAY QS |
|-----------|--------------|---------|------------|----------|----------|
| Rectangle | STRU-H-2436  | 24 x 36 | -          | 1,074    | 1,182    |
|           | STRU-H-2442  | 24 x 42 | -          | 1,095    | 1,205    |
|           | STRU-H-2448  | 24 x 48 | 948        | 1,136    | 1,249    |
|           | STRU-H-2454  | 24 x 54 | -          | 1,175    | 1,292    |
|           | STRU-H-2460  | 24 x 60 | 1,045      | 1,295    | 1,424    |
|           | STRU-H-2466  | 24 x 66 | -          | 1,347    | 1,482    |
|           | STRU-H-2472  | 24 x 72 | 1,097      | 1,397    | 1,537    |
|           | STRU-H-3036  | 30 x 36 | -          | 1,166    | 1,284    |
|           | STRU-H-3042  | 30 x 42 | -          | 1,218    | 1,339    |
|           | STRU-H-3048  | 30 x 48 | -          | 1,273    | 1,401    |
|           | STRU-H-3054  | 30 x 54 | -          | 1,339    | 1,473    |
|           | STRU-H-3060  | 30 x 60 | 1,171      | 1,471    | 1,619    |
|           | STRU-H-3066  | 30 x 66 | -          | 1,520    | 1,671    |
|           | STRU-H-3072  | 30 x 72 | 1,301      | 1,591    | 1,751    |

TRAINING & TASK TABLES

# Structure Square

CONFIGURE & PRICE

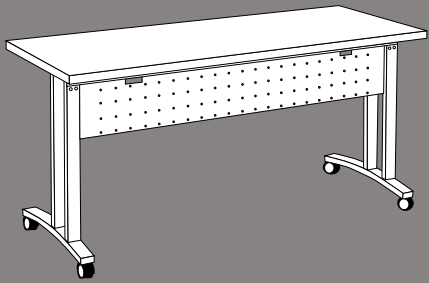


|           | MODEL NUMBER | SIZE    | BEST VALUE | OPTIONS+ | 5-DAY QS |
|-----------|--------------|---------|------------|----------|----------|
| Rectangle | STRU-SQ-2436 | 24 x 36 | -          | 1,133    | 1,247    |
|           | STRU-SQ-2442 | 24 x 42 | -          | 1,155    | 1,272    |
|           | STRU-SQ-2448 | 24 x 48 | 1,007      | 1,195    | 1,315    |
|           | STRU-SQ-2454 | 24 x 54 | -          | 1,238    | 1,361    |
|           | STRU-SQ-2460 | 24 x 60 | 1,103      | 1,353    | 1,491    |
|           | STRU-SQ-2466 | 24 x 66 | -          | 1,408    | 1,550    |
|           | STRU-SQ-2472 | 24 x 72 | 1,156      | 1,456    | 1,601    |
|           | STRU-SQ-3036 | 30 x 36 | -          | 1,226    | 1,348    |
|           | STRU-SQ-3042 | 30 x 42 | -          | 1,279    | 1,406    |
|           | STRU-SQ-3048 | 30 x 48 | -          | 1,335    | 1,468    |
|           | STRU-SQ-3054 | 30 x 54 | -          | 1,400    | 1,539    |
|           | STRU-SQ-3060 | 30 x 60 | 1,233      | 1,533    | 1,686    |
|           | STRU-SQ-3066 | 30 x 66 | -          | 1,578    | 1,736    |
|           | STRU-SQ-3072 | 30 x 72 | 1,363      | 1,653    | 1,819    |

## Accessories for Training & Task Tables

| OPTION           | DESCRIPTION  | PRICE   |
|------------------|--|---|
| Modesty Panels   | PET, Perforated Steel, Laminate, Frosted Acrylic   | <p style="text-align: center;">Visit<br/><a href="http://specialt.net">specialt.net</a></p> |
| Privacy Screens  | PET, Frosted Acrylic, Clear Plexiglas  |   |
| Grommets         | Round or Rectangle   |   |
| Power & Data Man | Burele, EZ Power, Ashley Duo Air, Cove, Dean, Nacre, Node, Mho B, Villa, Qi Wireless Charger   |   |
| Wire Management  | Loop Clips, Velcro Loop, Cable Grip, J-Shape Wire Channel, Snap Wire Channel, Wire Tough, Wire Tray, 1" Wire Channel, Magnetic Channel, Adjustable Spine |   |
| Table Connector  | Quick Align  |   |
| Chairs           | Task, Stacking, Flipper, Sled  |   |
| Monitor Arms     | Single, Dual, Single Arm with Cross Bar  |   |



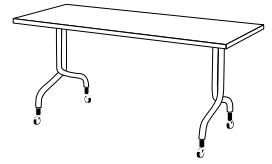


## FLIP & NEST TABLES

FLIP & NEST TABLES

**Convertible**

CONFIGURE & PRICE

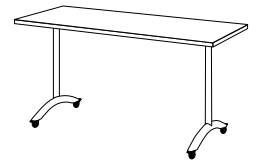


|           | MODEL NUMBER | SIZE    | BEST VALUE | OPTIONS+ | 5-DAY QS |
|-----------|--------------|---------|------------|----------|----------|
| Rectangle | CONV-1848    | 18 x 48 | -          | 1,474    | 1,624    |
|           | CONV-1854    | 18 x 54 | -          | 1,510    | 1,660    |
|           | CONV-1860    | 18 x 60 | 1,334      | 1,554    | 1,709    |
|           | CONV-1866    | 18 x 66 | -          | 1,587    | 1,745    |
|           | CONV-1872    | 18 x 72 | 1,369      | 1,639    | 1,804    |
|           | CONV-2448    | 24 x 48 | 1,366      | 1,554    | 1,709    |
|           | CONV-2454    | 24 x 54 | -          | 1,602    | 1,762    |
|           | CONV-2460    | 24 x 60 | 1,410      | 1,660    | 1,828    |
|           | CONV-2466    | 24 x 66 | -          | 1,725    | 1,898    |
|           | CONV-2472    | 24 x 72 | 1,489      | 1,789    | 1,967    |
|           | CONV-3048    | 30 x 48 | -          | 1,660    | 1,828    |
|           | CONV-3054    | 30 x 54 | -          | 1,732    | 1,905    |
|           | CONV-3060    | 30 x 60 | 1,515      | 1,815    | 1,998    |
|           | CONV-3066    | 30 x 66 | -          | 1,886    | 2,076    |
|           | CONV-3072    | 30 x 72 | 1,667      | 1,957    | 2,152    |

FLIP & NEST TABLES

**Kingston Flip Arched**

CONFIGURE & PRICE

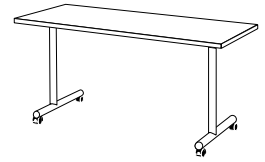


|           | MODEL NUMBER      | SIZE    | BEST VALUE | OPTIONS+ | 5-DAY QS |
|-----------|-------------------|---------|------------|----------|----------|
| Rectangle | KINGFLIP-ATL-2448 | 24 x 48 | 1,306      | 1,494    | 1,631    |
|           | KINGFLIP-ATL-2460 | 24 x 60 | 1,339      | 1,589    | 1,734    |
|           | KINGFLIP-ATL-2472 | 24 x 72 | 1,404      | 1,704    | 1,861    |
|           | KINGFLIP-ATL-3048 | 30 x 48 | -          | 1,565    | 1,708    |
|           | KINGFLIP-ATL-3060 | 30 x 60 | 1,404      | 1,704    | 1,861    |
|           | KINGFLIP-ATL-3072 | 30 x 72 | 1,538      | 1,828    | 1,996    |

FLIP & NEST TABLES

**Kingston Flip**

**CONFIGURE & PRICE**

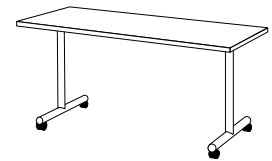


|           | MODEL NUMBER  | SIZE    | BEST VALUE | OPTIONS+ | 5-DAY QS |
|-----------|---------------|---------|------------|----------|----------|
| Rectangle | KINGFLIP-1848 | 18 x 48 | -          | 1,312    | 1,444    |
|           | KINGFLIP-1854 | 18 x 54 | -          | 1,344    | 1,478    |
|           | KINGFLIP-1860 | 18 x 60 | 1,182      | 1,375    | 1,513    |
|           | KINGFLIP-1866 | 18 x 66 | -          | 1,404    | 1,544    |
|           | KINGFLIP-1872 | 18 x 72 | 1,201      | 1,452    | 1,599    |
|           | KINGFLIP-1884 | 18 x 84 | -          | 1,556    | 1,712    |
|           | KINGFLIP-2448 | 24 x 48 | 1,164      | 1,352    | 1,489    |
|           | KINGFLIP-2454 | 24 x 54 | -          | 1,402    | 1,543    |
|           | KINGFLIP-2460 | 24 x 60 | 1,197      | 1,447    | 1,592    |
|           | KINGFLIP-2466 | 24 x 66 | -          | 1,505    | 1,656    |
|           | KINGFLIP-2472 | 24 x 72 | 1,262      | 1,562    | 1,719    |
|           | KINGFLIP-2484 | 24 x 84 | -          | 1,685    | 1,853    |
|           | KINGFLIP-3048 | 30 x 48 | -          | 1,423    | 1,566    |
|           | KINGFLIP-3054 | 30 x 54 | -          | 1,493    | 1,643    |
|           | KINGFLIP-3060 | 30 x 60 | 1,262      | 1,562    | 1,719    |
|           | KINGFLIP-3066 | 30 x 66 | -          | 1,626    | 1,787    |
|           | KINGFLIP-3072 | 30 x 72 | 1,396      | 1,686    | 1,854    |
|           | KINGFLIP-3084 | 30 x 84 | -          | 1,825    | 2,007    |

FLIP & NEST TABLES

**Kingston Flip-C**

**CONFIGURE & PRICE**

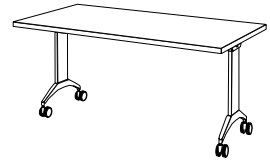


|           | MODEL NUMBER    | SIZE    | BEST VALUE | OPTIONS+ | 5-DAY QS |
|-----------|-----------------|---------|------------|----------|----------|
| Rectangle | KINGFLIP-C-1848 | 18 x 48 | -          | 1,312    | 1,444    |
|           | KINGFLIP-C-1860 | 18 x 60 | 1,182      | 1,375    | 1,513    |
|           | KINGFLIP-C-1872 | 18 x 72 | 1,201      | 1,452    | 1,599    |
|           | KINGFLIP-C-2448 | 24 x 48 | 1,164      | 1,352    | 1,489    |
|           | KINGFLIP-C-2460 | 24 x 60 | 1,197      | 1,447    | 1,592    |
|           | KINGFLIP-C-2472 | 24 x 72 | 1,262      | 1,562    | 1,719    |
|           | KINGFLIP-C-3048 | 30 x 48 | -          | 1,423    | 1,566    |
|           | KINGFLIP-C-3060 | 30 x 60 | 1,262      | 1,562    | 1,719    |
|           | KINGFLIP-C-3072 | 30 x 72 | 1,396      | 1,686    | 1,854    |

FLIP & NEST TABLES

**LINK**

**CONFIGURE & PRICE**

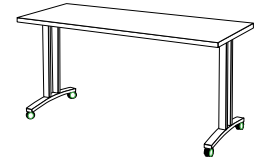


|              | MODEL NUMBER  | SIZE         | BEST VALUE | OPTIONS+ | 5-DAY QS |
|--------------|---------------|--------------|------------|----------|----------|
| Rectangle    | LINK-2436     | 24 x 36      | -          | 1,273    | 1,401    |
|              | LINK-2442     | 24 x 42      | -          | 1,384    | 1,522    |
|              | LINK-2448     | 24 x 48      | 1,225      | 1,413    | 1,554    |
|              | LINK-2454     | 24 x 54      | -          | 1,485    | 1,635    |
|              | LINK-2460     | 24 x 60      | 1,251      | 1,501    | 1,652    |
|              | LINK-2466     | 24 x 66      | -          | 1,594    | 1,755    |
|              | LINK-2472     | 24 x 72      | 1,339      | 1,639    | 1,804    |
|              | LINK-2478     | 24 x 78      | -          | 1,771    | 1,950    |
|              | LINK-3042     | 30 x 42      | -          | 1,443    | 1,587    |
|              | LINK-3048     | 30 x 48      | -          | 1,501    | 1,652    |
|              | LINK-3054     | 30 x 54      | -          | 1,580    | 1,738    |
|              | LINK-3060     | 30 x 60      | 1,325      | 1,625    | 1,788    |
|              | LINK-3066     | 30 x 66      | -          | 1,726    | 1,900    |
|              | LINK-3072     | 30 x 72      | 1,518      | 1,808    | 1,989    |
|              | LINK-3078     | 30 x 78      | -          | 1,925    | 2,119    |
|              | LINK-3648     | 36 x 48      | -          | 1,594    | 1,755    |
|              | LINK-3654     | 36 x 54      | -          | 1,712    | 1,884    |
|              | LINK-3660     | 36 x 60      | -          | 1,749    | 1,924    |
|              | LINK-3666     | 36 x 66      | -          | 1,867    | 2,053    |
|              | LINK-3672     | 36 x 72      | -          | 1,925    | 2,119    |
| LINK-3678    | 36 x 78       | -            | 2,019      | 2,222    |          |
| Trapezoid    | LINK-3060-TRA | 30 x 60      | -          | 1,859    | -        |
|              | LINK-3072-TRA | 30 x 72      | -          | 2,098    | -        |
|              | LINK-3672-TRA | 36 x 72      | -          | 2,130    | -        |
| 1/2 Round    | LINK-3060-HRD | 30 x 60      | -          | 1,721    | -        |
|              | LINK-3672-HRD | 36 x 72      | -          | 1,867    | -        |
| Crescent     | LINK-2448-CRE | 24 x 48 x 75 | -          | 2,415    | -        |
|              | LINK-2460-CRE | 24 x 60 x 94 | -          | 2,584    | -        |
|              | LINK-3048-CRE | 30 x 48 x 75 | -          | 2,617    | -        |
|              | LINK-3060-CRE | 30 x 60 x 94 | -          | 2,745    | -        |
| 1/4 Round    | LINK-2424-QRD | 24 x 24      | -          | 658      | -        |
|              | LINK-3030-QRD | 30 x 30      | -          | 768      | -        |
| Presentation | LINK-2449-PRE | 24 x 49      | -          | 1,625    | -        |
|              | LINK-3061-PRE | 30 x 61      | -          | 1,896    | -        |

FLIP & NEST TABLES

## Structure Flip Top T

CONFIGURE & PRICE

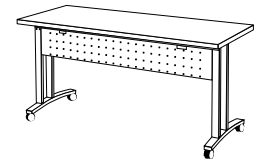


|                              | MODEL NUMBER   | SIZE    | BEST VALUE | OPTIONS+ | 5-DAY QS |
|------------------------------|----------------|---------|------------|----------|----------|
| <b>Without Modesty Panel</b> |                |         |            |          |          |
| Rectangle                    | STRU-FT-T-2448 | 24 x 48 | 1,466      | 1,654    | 1,820    |
|                              | STRU-FT-T-2460 | 24 x 60 | 1,485      | 1,735    | 1,908    |
|                              | STRU-FT-T-2472 | 24 x 72 | 1,515      | 1,815    | 1,998    |
|                              | STRU-FT-T-3048 | 30 x 48 | -          | 1,753    | 1,930    |
|                              | STRU-FT-T-3060 | 30 x 60 | 1,606      | 1,906    | 2,096    |
|                              | STRU-FT-T-3072 | 30 x 72 | 1,727      | 2,017    | 2,219    |
|                              | STRU-FT-T-3648 | 36 x 48 | -          | 1,857    | 2,043    |
|                              | STRU-FT-T-3660 | 36 x 60 | -          | 2,027    | 2,229    |
|                              | STRU-FT-T-3672 | 36 x 72 | -          | 2,156    | 2,372    |
| Round                        | STRU-FT-T-60   | 60"     | -          | 3,116    | 3,427    |

FLIP & NEST TABLES

## Structure Flip Top C

CONFIGURE & PRICE

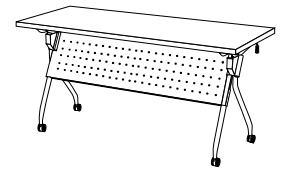


|  | MODEL NUMBER   | SIZE    | BEST VALUE | OPTIONS+ | 5-DAY QS |
|--|----------------|---------|------------|----------|----------|
| <b>With Built-in Steel Modesty Panel</b> |                |         |            |          |          |
| Rectangle                                | STRU-FT-C-2448 | 24 x 48 | 1,636      | 1,824    | 2,006    |
|  | STRU-FT-C-2460 | 24 x 60 | 1,694      | 1,944    | 2,138    |
|  | STRU-FT-C-2472 | 24 x 72 | 1,778      | 2,078    | 2,287    |
|  | STRU-FT-C-3048 | 30 x 48 | -          | 1,897    | 2,087    |
|  | STRU-FT-C-3060 | 30 x 60 | 1,814      | 2,114    | 2,326    |
|  | STRU-FT-C-3072 | 30 x 72 | 2,044      | 2,334    | 2,567    |

FLIP & NEST TABLES

## Transform 2

CONFIGURE & PRICE

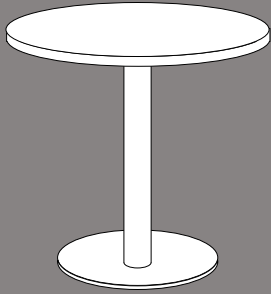


| MODEL NUMBER                             | SIZE              | BEST VALUE | OPTIONS+ | 5-DAY QS |       |
|--|-------------------|------------|----------|----------|-------|
| <b>With Built-in Steel Modesty Panel</b> |                   |            |          |          |       |
| <b>Rectangle</b>                         | <b>TRNF2-1848</b> | 18 x 48    | -        | 950      | 1,045 |
|  | <b>TRNF2-1860</b> | 18 x 60    | 818      | 1,038    | 1,141 |
|  | <b>TRNF2-1872</b> | 18 x 72    | 884      | 1,154    | 1,271 |
|  | <b>TRNF2-2448</b> | 24 x 48    | 820      | 1,008    | 1,109 |
|  | <b>TRNF2-2460</b> | 24 x 60    | 846      | 1,096    | 1,206 |
|  | <b>TRNF2-2472</b> | 24 x 72    | 895      | 1,176    | 1,295 |

FLIP & NEST TABLES

## Accessories for Flip & Nest Tables

| OPTION                  | DESCRIPTION   | PRICE  |
|-------------------------|---|--|
| Modesty Panels          | PET, Laminate, Frosted Acrylic  | Visit<br><a href="https://specialt.net">specialt.net</a> |
| Grommets                | Round or Rectangle  |  |
| Power & Data Management | Burele, EZ Power, Ashley Duo Air, Cove, Dean, Nacre, Node, Mo B, Villa, Qi Wireless Charger   |  |
| Wire Management         | Loop Clips, Velcro Loop, Cable Grip, J-Shape Wire Channel, Snap Wire Channel, 1" Wire Channel |  |
| Table Connector         | LINK Connector  |  |
| Chairs                  | Task, Stacking, Flipper, Sled   |  |



## BREAKROOM & CAFÉ TABLES

BREAKROOM & CAFÉ TABLES

**Bedford**

CONFIGURE & PRICE



|        | MODEL NUMBER | SIZE    | BEST VALUE | OPTIONS+ | 5-DAY QS |
|--------|--------------|---------|------------|----------|----------|
| Round  | BDFD-42      | 42"     | 866        | 1,341    | 1,478    |
|        | BDFD-48      | 48"     | -          | 1,495    | 1,646    |
|        | BDFD-54      | 54"     | -          | 1,938    | 2,131    |
|        | BDFD-60      | 60"     | -          | 1,985    | 2,183    |
|        | BDFD-66      | 66"     | -          | 2,096    | 2,305    |
|        | BDFD-72      | 72"     | -          | 3,215    | 3,537    |
| Square | BDFD-4242    | 42 x 42 | 1,005      | 1,285    | 1,414    |
|        | BDFD-4848    | 48 x 48 | -          | 1,440    | 1,586    |
|        | BDFD-5454    | 54 x 54 | -          | 1,680    | 1,850    |
|        | BDFD-6060    | 60 x 60 | -          | 1,883    | 2,072    |

**Bedford Options**

| MODEL NUMBER | DESCRIPTION                       | ADD-ON |
|--------------|-----------------------------------|--------|
| -CA          | Casters                           | 76     |
| -SLG         | Self Leveling Glides              | 84     |
| -BH          | Bar Height 42"                    | 252    |
| -CUSTHT1     | Custom Height between 5" - 29" *  | 272    |
| -CUSTHT2     | Custom Height between 29" - 42" * | 524    |

\* Not available for 66" and 72" tables

BREAKROOM & CAFÉ TABLES

**Bistro**

CONFIGURE & PRICE



|        | MODEL NUMBER | SIZE    | BEST VALUE | OPTIONS+ | 5-DAY QS |
|--------|--------------|---------|------------|----------|----------|
| Round  | BSTR-24      | 24"     | -          | 857      | 945      |
|        | BSTR-30      | 30"     | -          | 935      | 1,030    |
|        | BSTR-36      | 36"     | 1,123      | 1,205    | 1,327    |
| Square | BSTR-2424    | 24 x 24 | -          | 832      | 915      |
|        | BSTR-3030    | 30 x 30 | -          | 905      | 995      |
|        | BSTR-3636    | 36 x 36 | 1,123      | 1,164    | 1,280    |

**Bistro Options**

| MODEL NUMBER | DESCRIPTION    | ADD-ON |
|--------------|----------------|--------|
| -BH          | Bar Height 42" | 85     |



BREAKROOM & CAFÉ TABLES

**Cantina-2**

CONFIGURE & PRICE



|        | MODEL NUMBER | SIZE    | BEST VALUE | OPTIONS+ | 5-DAY QS |
|--------|--------------|---------|------------|----------|----------|
| Round  | CTNA2-24     | 24"     | -          | 564      | 622      |
|        | CTNA2-30     | 30"     | -          | 657      | 723      |
|        | CTNA2-36     | 36"     | 487        | 862      | 948      |
|        | CTNA2-42     | 42"     | 653        | 1,128    | 1,241    |
|        | CTNA2-48     | 48"     | -          | 1,274    | 1,402    |
|        | CTNA2-54     | 54"     | -          | 1,392    | 1,532    |
| Square | CTNA2-2424   | 24 x 24 | -          | 533      | 587      |
|        | CTNA2-3030   | 30 x 30 | -          | 620      | 684      |
|        | CTNA2-3636   | 36 x 36 | 594        | 814      | 894      |
|        | CTNA2-4242   | 42 x 42 | 785        | 1,065    | 1,172    |
|        | CTNA2-4848   | 48 x 48 | -          | 1,198    | 1,317    |
|        | CTNA2-5454   | 54 x 54 | -          | 1,345    | 1,478    |

**Cantina-2 Options**

| MODEL NUMBER | DESCRIPTION                                 | ADD-ON |
|--------------|---|--------|
| -BH          | Bar Height 42"                              | 98     |
| -FR*         | Foot Ring                                   | 104    |
| -SLG         | Self Leveling Glides for 24" and 30" tables | 84     |
| -SLG         | Self Leveling Glides for 36" and 54" tables | 105    |

\* Available only with Bar Height option

BREAKROOM & CAFÉ TABLES

**ClassiX**

CONFIGURE & PRICE



|           | MODEL NUMBER | SIZE    | BEST VALUE | OPTIONS+ | 5-DAY QS |
|-----------|--------------|---------|------------|----------|----------|
| Round     | CLSX-24      | 24"     | -          | 638      | 703      |
|           | CLSX-30      | 30"     | -          | 732      | 805      |
|           | CLSX-36      | 36"     | 470        | 845      | 930      |
|           | CLSX-42      | 42"     | 525        | 1,000    | 1,103    |
|           | CLSX-48      | 48"     | -          | 1,151    | 1,267    |
| Square    | CLSX-2424    | 24 x 24 | -          | 610      | 669      |
|           | CLSX-3030    | 30 x 30 | -          | 697      | 766      |
|           | CLSX-3636    | 36 x 36 | 579        | 799      | 878      |
|           | CLSX-4242    | 42 x 42 | 662        | 942      | 1,037    |
|           | CLSX-4848    | 48 x 48 | -          | 1,077    | 1,184    |
| Rectangle | CLSX-2430    | 24 x 30 | -          | 697      | 766      |
|           | CLSX-2436    | 24 x 36 | -          | 799      | 878      |
|           | CLSX-2442    | 24 x 42 | -          | 941      | 1,037    |
|           | CLSX-2448    | 24 x 48 | 889        | 1,077    | 1,184    |
|           | CLSX-3036    | 30 x 36 | -          | 799      | 878      |
|           | CLSX-3042    | 30 x 42 | -          | 966      | 1,065    |
|           | CLSX-3048    | 30 x 48 | -          | 1,124    | 1,236    |
|           | CLSX-3642    | 36 x 42 | -          | 1,095    | 1,204    |
|           | CLSX-3648    | 36 x 48 | -          | 1,205    | 1,377    |
| CLSX-4248 | 42 x 48      | -       | 1,252      | 1,326    |          |

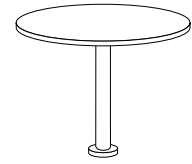
**ClassiX Options**

| MODEL NUMBER | DESCRIPTION                               | ADD-ON |
|--------------|---|--------|
| -BH          | Bar Height 42"                            | 63     |
| -FT          | Flip Top - Quick Flip (Select sizes only) | 240    |
| -CA          | Casters                                   | 76     |
| -SLG         | Self Leveling Glides                      | 84     |
| -CUSTHT1     | Custom Height between 5" - 28.99"         | 68     |
| -CUSTHT2     | Custom Height between 29" - 42"           | 131    |

BREAKROOM & CAFÉ TABLES

**Floor Mounted**

**CONFIGURE & PRICE**



|               | MODEL NUMBER  | SIZE    | BEST VALUE | OPTIONS+ | 5-DAY QS |
|---------------|---------------|---------|------------|----------|----------|
| Round         | FLOOR-24      | 24"     | -          | 574      | 631      |
|               | FLOOR-30      | 30"     | -          | 648      | 714      |
|               | FLOOR-36      | 36"     | 340        | 715      | 788      |
| Square        | FLOOR-2424    | 24 x 24 | -          | 537      | 591      |
|               | FLOOR-3030    | 30 x 30 | -          | 614      | 676      |
|               | FLOOR-3636    | 36 x 36 | 506        | 726      | 800      |
| Rectangle     | FLOOR-2430-RT | 24 x 30 | -          | 570      | 627      |
|               | FLOOR-2436-RT | 24 x 36 | -          | 602      | 662      |
|               | FLOOR-2442-RT | 24 x 42 | -          | 621      | 684      |
|               | FLOOR-2448-RT | 24 x 48 | 651        | 839      | 922      |
|               | FLOOR-2454-RT | 24 x 54 | -          | 873      | 961      |
|               | FLOOR-2460-RT | 24 x 60 | 660        | 910      | 1,000    |
|               | FLOOR-2466-RT | 24 x 66 | -          | 964      | 1,061    |
|               | FLOOR-2472-RT | 24 x 72 | 706        | 1,006    | 1,107    |
|               | FLOOR-2484-RT | 24 x 84 | -          | 1,405    | 1,546    |
|               | FLOOR-2496-RT | 24 x 96 | -          | 1,520    | 1,671    |
|               | FLOOR-3036-RT | 30 x 36 | -          | 630      | 693      |
|               | FLOOR-3042-RT | 30 x 42 | -          | 673      | 741      |
|               | FLOOR-3048-RT | 30 x 48 | -          | 766      | 842      |
|               | FLOOR-3054-RT | 30 x 54 | -          | 961      | 1,056    |
|               | FLOOR-3060-RT | 30 x 60 | 709        | 1,009    | 1,110    |
|               | FLOOR-3066-RT | 30 x 66 | -          | 1,060    | 1,166    |
|               | FLOOR-3072-RT | 30 x 72 | 831        | 1,121    | 1,232    |
|               | FLOOR-3084-RT | 30 x 84 | -          | 1,624    | 1,786    |
|               | FLOOR-3096-RT | 30 x 96 | -          | 1,719    | 1,890    |
|               | FLOOR-3642-RT | 36 x 42 | -          | 773      | 850      |
|               | FLOOR-3648-RT | 36 x 48 | -          | 1,006    | 1,107    |
|               | FLOOR-3654-RT | 36 x 54 | -          | 1,053    | 1,158    |
|               | FLOOR-3660-RT | 36 x 60 | -          | 1,136    | 1,249    |
|               | FLOOR-3666-RT | 36 x 66 | -          | 1,236    | 1,360    |
| FLOOR-3672-RT | 36 x 72       | -       | 1,267      | 1,393    |          |
| FLOOR-3684-RT | 36 x 84       | -       | 1,726      | 1,900    |          |
| FLOOR-3696-RT | 36 x 96       | -       | 1,820      | 2,002    |          |

| MODEL NUMBER | DESCRIPTION                       | ADD-ON PER COLUMN |
|--------------|-----------------------------------|-------------------|
| -CH          | Counter Height 36"                | 63                |
| -BH          | Bar Height 42"                    | 63                |
| -CUSTHT1     | Custom Height between 5" - 28.99" | 68                |
| -CUSTHT2     | Custom Height between 29" - 42"   | 131               |

BREAKROOM & CAFÉ TABLES

**Fusion**

**CONFIGURE & PRICE**



|        | MODEL NUMBER | SIZE    | BEST VALUE | OPTIONS+ | 5-DAY QS |
|--------|--------------|---------|------------|----------|----------|
| Round  | FUSN-30      | 30"     | -          | 937      | 1,031    |
|        | FUSN-36      | 36"     | 674        | 1,049    | 1,154    |
|        | FUSN-42      | 42"     | 732        | 1,207    | 1,328    |
| Square | FUSN-3030    | 30 x 30 | -          | 901      | 993      |
|        | FUSN-3636    | 36 x 36 | 780        | 1,000    | 1,102    |
|        | FUSN-4242    | 42 x 42 | 864        | 1,144    | 1,259    |

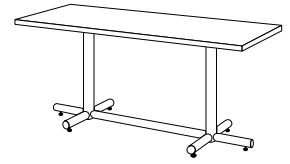
**Fusion Options**

| MODEL NUMBER | DESCRIPTION                       | ADD-ON |
|--------------|-----------------------------------|--------|
| - BH         | Bar Height 42"                    | 97     |
| - SC         | Skate Casters                     | 128    |
| - SLG        | Self Leveling Glides              | 84     |
| - CUSTHT1    | Custom Height between 5" - 28.99" | 68     |
| - CUSTHT2    | Custom Height between 29" - 42"   | 165    |

BREAKROOM & CAFÉ TABLES

**Maxim**

CONFIGURE & PRICE



|           | MODEL NUMBER | SIZE     | BEST VALUE | OPTIONS+ | 5-DAY QS |
|-----------|--------------|----------|------------|----------|----------|
| Rectangle | MAX-2460     | 24 x 60  | 749        | 999      | 1,098    |
|           | MAX-2466     | 24 x 66  | -          | 1,374    | 1,510    |
|           | MAX-2472     | 24 x 72  | 1,130      | 1,430    | 1,571    |
|           | MAX-2484     | 24 x 84  | -          | 1,691    | 1,859    |
|           | MAX-2496     | 24 x 96  | -          | 1,847    | 2,033    |
|           | MAX-3060     | 30 x 60  | 1,159      | 1,459    | 1,605    |
|           | MAX-3066     | 30 x 66  | -          | 1,505    | 1,655    |
|           | MAX-3072     | 30 x 72  | 1,301      | 1,591    | 1,752    |
|           | MAX-3084     | 30 x 84  | -          | 1,951    | 2,145    |
|           | MAX-3096     | 30 x 96  | -          | 2,122    | 2,336    |
|           | MAX-3660     | 36 x 60  | -          | 1,626    | 1,711    |
|           | MAX-3666     | 36 x 66  | -          | 1,701    | 1,789    |
|           | MAX-3672     | 36 x 72  | -          | 1,753    | 1,844    |
|           | MAX-3678     | 36 x 78  | -          | 1,922    | 2,023    |
|           | MAX-3684     | 36 x 84  | -          | 2,039    | 2,194    |
|           | MAX-3696     | 36 x 96  | -          | 2,500    | 2,629    |
|           | MAX-36108    | 36 x 108 | -          | 2,732    | -        |
|           | MAX-36120    | 36 x 120 | -          | 3,044    | -        |
| MAX-36144 | 36 x 144     | -        | 3,645      | -        |          |

**Maxim Options**

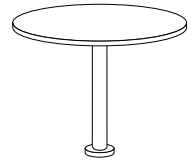
| MODEL NUMBER | DESCRIPTION                | ADD-ON FOR TABLES UP TO 84" LONG | ADD-ON FOR TABLES 96-120" LONG | ADD-ON FOR TABLES 144" LONG |
|--------------|----------------------------|----------------------------------|--------------------------------|-----------------------------|
| -BH          | Bar Height 42"             | 126                              | 189                            | 252                         |
| -CA          | Skate Casters              | 114                              | 152                            | 190                         |
| -SLG         | Self Leveling Glides       | 126                              | 168                            | 210                         |
| -CUSTHT1     | Custom Height: 5" - 28.99" | 136                              | 204                            | 272                         |
| -CUSTHT2     | Custom Height: 29" - 42"   | 262                              | 393                            | 524                         |

\*An Oversize Fee has been implemented by freight carriers for all LTL shipments for pallets 8' and over.  
 96"-108" - additional 250.00 | 109"-168" - additional 350.00 | Per custom pallet

BREAKROOM & CAFÉ TABLES

**Mount**

CONFIGURE & PRICE



|        | MODEL NUMBER | SIZE    | BEST VALUE | OPTIONS+ | 5-DAY QS |
|--------|--------------|---------|------------|----------|----------|
| Round  | MONT-24      | 24"     | -          | 647      | 711      |
|        | MONT-30      | 30"     | -          | 726      | 800      |
|        | MONT-36      | 36"     | 446        | 821      | 902      |
| Square | MONT-2424    | 24 x 24 | -          | 622      | 685      |
|        | MONT-3030    | 30 x 30 | -          | 696      | 765      |
|        | MONT-3636    | 36 x 36 | 560        | 780      | 857      |

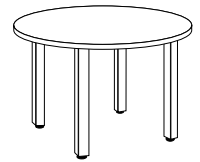
**Mount Options**

| MODEL NUMBER | DESCRIPTION    | ADD-ON |
|--------------|----------------|--------|
| - BH         | Bar Height 42" | 85     |

BREAKROOM & CAFÉ TABLES

**Quatro**

CONFIGURE & PRICE



|        | MODEL NUMBER | SIZE    | BEST VALUE | OPTIONS+ | 5-DAY QS |
|--------|--------------|---------|------------|----------|----------|
| Round  | QUAT-24      | 24"     | -          | 857      | -        |
|        | QUAT-30      | 30"     | -          | 953      | -        |
|        | QUAT-36      | 36"     | 691        | 1,066    | -        |
|        | QUAT-42      | 42"     | 745        | 1,220    | -        |
|        | QUAT-48      | 48"     | -          | 1,366    | -        |
| Square | QUAT-2424    | 24 x 24 | -          | 829      | -        |
|        | QUAT-3030    | 30 x 30 | -          | 911      | -        |
|        | QUAT-3636    | 36 x 36 | 795        | 1,015    | -        |
|        | QUAT-4242    | 42 x 42 | 875        | 1,155    | -        |
|        | QUAT-4848    | 48 x 48 | -          | 1,291    | -        |

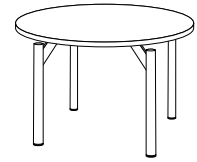
**Quatro Options**

| MODEL NUMBER | DESCRIPTION                       | ADD-ON |
|--------------|-----------------------------------|--------|
| -CA          | Casters                           | 76     |
| -BH          | Bar Height 42"                    | 252    |
| -CUSTHT1     | Custom Height between 5" - 28.99" | 272    |
| -CUSTHT2     | Custom Height between 29" - 42"   | 524    |

BREAKROOM & CAFÉ TABLES

Reveal

CONFIGURE & PRICE

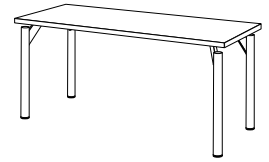


|           | MODEL NUMBER | SIZE    | BEST VALUE | OPTIONS+ | 5-DAY QS |
|-----------|--------------|---------|------------|----------|----------|
| Round     | REVL-24      | 24"     | -          | 951      | 1,047    |
|           | REVL-30      | 30"     | -          | 1,045    | 1,150    |
|           | REVL-36      | 36"     | 776        | 1,151    | 1,268    |
|           | REVL-42      | 42"     | 821        | 1,296    | 1,425    |
|           | REVL-48      | 48"     | -          | 1,455    | 1,600    |
| Square    | REVL-2424    | 24 x 24 | -          | 911      | 1,001    |
|           | REVL-3030    | 30 x 30 | -          | 1,008    | 1,109    |
|           | REVL-3636    | 36 x 36 | 883        | 1,103    | 1,215    |
|           | REVL-4242    | 42 x 42 | 968        | 1,248    | 1,371    |
|           | REVL-4848    | 48 x 48 | -          | 1,393    | 1,532    |
| Rectangle | REVL-1824    | 18 x 24 | -          | 778      | 855      |
|           | REVL-1830    | 18 x 30 | -          | 802      | 884      |
|           | REVL-1836    | 18 x 36 | -          | 832      | 915      |
|           | REVL-1842    | 18 x 42 | -          | 867      | 954      |
|           | REVL-1848    | 18 x 48 | -          | 913      | 1,003    |
|           | REVL-1854    | 18 x 54 | -          | 935      | 1,030    |
|           | REVL-1860    | 18 x 60 | 739        | 959      | 1,054    |
|           | REVL-1866    | 18 x 66 | -          | 1,047    | 1,153    |
|           | REVL-1872    | 18 x 72 | 826        | 1,096    | 1,206    |
|           | REVL-1878    | 18 x 78 | -          | 1,227    | 1,349    |
|           | REVL-1884    | 18 x 84 | -          | 1,361    | 1,498    |
|           | REVL-1896    | 18 x 96 | -          | 1,452    | 1,598    |
|           | REVL-2430    | 24 x 30 | -          | 847      | 933      |
|           | REVL-2436    | 24 x 36 | -          | 878      | 965      |
|           | REVL-2442    | 24 x 42 | -          | 921      | 1,014    |
|           | REVL-2448    | 24 x 48 | 771        | 959      | 1,054    |
|           | REVL-2454    | 24 x 54 | -          | 994      | 1,093    |
|           | REVL-2460    | 24 x 60 | 781        | 1,031    | 1,133    |
|           | REVL-2466    | 24 x 66 | -          | 1,151    | 1,268    |
|           | REVL-2472    | 24 x 72 | 907        | 1,207    | 1,331    |
| REVL-2478 | 24 x 78      | -       | 1,313      | 1,446    |          |
| REVL-2484 | 24 x 84      | -       | 1,418      | 1,561    |          |
| REVL-2496 | 24 x 96      | -       | 1,545      | 1,699    |          |

BREAKROOM & CAFÉ TABLES

Reveal

CONFIGURE & PRICE



|           | MODEL NUMBER | SIZE    | BEST VALUE | OPTIONS+ | 5-DAY QS |
|-----------|--------------|---------|------------|----------|----------|
| Rectangle | REVL-3042    | 30 x 42 | -          | 978      | 1,078    |
|           | REVL-3048    | 30 x 48 | -          | 1,031    | 1,133    |
|           | REVL-3054    | 30 x 54 | -          | 1,092    | 1,201    |
|           | REVL-3060    | 30 x 60 | 850        | 1,150    | 1,264    |
|           | REVL-3066    | 30 x 66 | -          | 1,256    | 1,384    |
|           | REVL-3072    | 30 x 72 | 1,048      | 1,338    | 1,473    |
|           | REVL-3078    | 30 x 78 | -          | 1,501    | 1,652    |
|           | REVL-3084    | 30 x 84 | -          | 1,660    | 1,828    |
|           | REVL-3096    | 30 x 96 | -          | 1,763    | 1,939    |
|           | REVL-3642    | 36 x 42 | -          | 1,094    | 1,203    |
|           | REVL-3648    | 36 x 48 | -          | 1,150    | 1,264    |
|           | REVL-3654    | 36 x 54 | -          | 1,215    | 1,337    |
|           | REVL-3660    | 36 x 60 | -          | 1,287    | 1,417    |
|           | REVL-3666    | 36 x 66 | -          | 1,452    | 1,598    |
|           | REVL-3672    | 36 x 72 | -          | 1,499    | 1,650    |
|           | REVL-3678    | 36 x 78 | -          | 1,635    | 1,799    |
|           | REVL-3684    | 36 x 84 | -          | 1,776    | 1,953    |
|           | REVL-3696    | 36 x 96 | -          | 1,880    | 2,067    |

Reveal Options

| MODEL NUMBER | DESCRIPTION                       | ADD-ON |
|--------------|-----------------------------------|--------|
| -SLG         | Self Leveling Glides              | 84     |
| -CUSTHT1     | Custom Height between 5" - 28.99" | 272    |

\*An Oversize Fee has been implemented by freight carriers for all LTL shipments for pallets 8' and over.  
 96"-108" - additional 250.00 | 109" -168" - additional 350.00 | Per custom pallet



BREAKROOM & CAFÉ TABLES

**Sienna Round**

[CONFIGURE & PRICE](#)

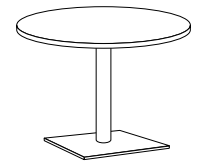


|        | MODEL NUMBER | SIZE    | BEST VALUE | OPTIONS+ | 5-DAY QS |
|--------|--------------|---------|------------|----------|----------|
| Round  | SIEN-24      | 24"     | -          | 816      | 897      |
|        | SIEN-30      | 30"     | -          | 856      | 941      |
|        | SIEN-36      | 36"     | 850        | 935      | 1,030    |
|        | SIEN-42      | 42"     | 855        | 1,261    | 1,386    |
|        | SIEN-48      | 48"     | -          | 1,320    | 1,454    |
| Square | SIEN-2424    | 24 x 24 | -          | 898      | 987      |
|        | SIEN-3030    | 30 x 30 | -          | 964      | 1,061    |
|        | SIEN-3636    | 36 x 36 | 928        | 1,148    | 1,262    |
|        | SIEN-4242    | 42 x 42 | 960        | 1,240    | 1,363    |
|        | SIEN-4848    | 48 x 48 | -          | 1,298    | 1,429    |

BREAKROOM & CAFÉ TABLES

**Sienna Square**

[CONFIGURE & PRICE](#)



|        | MODEL NUMBER | SIZE    | BEST VALUE | OPTIONS+ | 5-DAY QS |
|--------|--------------|---------|------------|----------|----------|
| Round  | SIENS-24     | 24"     | -          | 816      | 897      |
|        | SIENS-30     | 30"     | -          | 856      | 941      |
|        | SIENS-36     | 36"     | 850        | 935      | 1,030    |
|        | SIENS-42     | 42"     | 855        | 1,261    | 1,386    |
|        | SIENS-48     | 48"     | -          | 1,320    | 1,454    |
| Square | SIENS-2424   | 24 x 24 | -          | 898      | 987      |
|        | SIENS-3030   | 30 x 30 | -          | 964      | 1,061    |
|        | SIENS-3636   | 36 x 36 | 928        | 1,148    | 1,262    |
|        | SIENS-4242   | 42 x 42 | 960        | 1,240    | 1,363    |
|        | SIENS-4848   | 48 x 48 | -          | 1,298    | 1,429    |

**Sienna Round & Square Options**


| MODEL NUMBER | DESCRIPTION                       | ADD-ON |
|--------------|-----------------------------------|--------|
| -BH          | Bar Height 42"                    | 63     |
| -CUSTHT1     | Custom Height between 5" - 28.99" | 68     |
| -CUSTHT2     | Custom Height between 29" - 42"   | 131    |
| -FR          | Foot Ring*                        | 104    |

\* Available only with Bar Height option

BREAKROOM & CAFÉ TABLES

**Sienna X**

[CONFIGURE & PRICE](#)



|        | MODEL NUMBER | SIZE    | BEST VALUE | OPTIONS+ | 5-DAY QS |
|--------|--------------|---------|------------|----------|----------|
| Round  | SIENX-30     | 30"     | -          | 926      | 1,018    |
|        | SIENX-36     | 36"     | 775        | 1,105    | 1,215    |
|        | SIENX-42     | 42"     | 882        | 1,340    | 1,474    |
| Square | SIENX-3030   | 30 x 30 | -          | 896      | 985      |
|        | SIENX-3636   | 36 x 36 | 841        | 1,061    | 1,168    |
|        | SIENX-4242   | 42 x 42 | 1,006      | 1,286    | 1,416    |

**SiennaX Options**

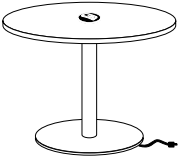
| MODEL NUMBER | DESCRIPTION                       | ADD-ON |
|--------------|-----------------------------------|--------|
| -BH          | Bar Height 42"                    | 63     |
| -SC          | Skate Casters                     | 128    |
| -CUSTHT1     | Custom Height between 5" - 28.99" | 68     |
| -CUSTHT2     | Custom Height between 29" - 42"   | 131    |
| -FR          | Foot Ring*                        | 104    |

\* Available only with Bar Height option

BREAKROOM & CAFÉ TABLES

**Sienna Café Power**

[CONFIGURE & PRICE](#)



|        | MODEL NUMBER | SIZE    | BEST VALUE | OPTIONS+ | 5-DAY QS |
|--------|--------------|---------|------------|----------|----------|
| Round  | SIEN-CP-30   | 30"     | -          | 1,823    | 2,005    |
|        | SIEN-CP-36   | 36"     | -          | 1,946    | 2,143    |
|        | SIEN-CP-42   | 42"     | -          | 2,320    | 2,551    |
|        | SIEN-CP-48   | 48"     | -          | 2,372    | 2,610    |
| Square | SIEN-CP-3030 | 30 x 30 | -          | 1,611    | 1,771    |
|        | SIEN-CP-3636 | 36 x 36 | -          | 1,707    | 1,877    |
|        | SIEN-CP-4242 | 42 x 42 | -          | 2,094    | 2,304    |
|        | SIEN-CP-4848 | 48 x 48 | -          | 2,116    | 2,327    |

**Sienna Café Power Options**

| MODEL NUMBER | DESCRIPTION                       | ADD-ON |
|--------------|-----------------------------------|--------|
| -BH          | Bar Height 42"                    | 63     |
| -CUSTHT1     | Custom Height between 5" - 28.99" | 68     |
| -CUSTHT2     | Custom Height between 29" - 42"   | 131    |
| -FR          | Foot Ring*                        | 104    |

BREAKROOM & CAFÉ TABLES

**Sienna X Café Power**

[CONFIGURE & PRICE](#)



|        | MODEL NUMBER  | SIZE    | BEST VALUE | OPTIONS+ | 5-DAY QS |
|--------|---------------|---------|------------|----------|----------|
| Round  | SIENX-CP-30   | 30"     | -          | 1,823    | 2,005    |
|        | SIENX-CP-36   | 36"     | -          | 2,019    | 2,222    |
|        | SIENX-CP-42   | 42"     | -          | 2,379    | 2,617    |
| Square | SIENX-CP-3030 | 30 x 30 | -          | 1,611    | 1,771    |
|        | SIENX-CP-3636 | 36 x 36 | -          | 1,779    | 1,957    |
|        | SIENX-CP-4242 | 42 x 42 | -          | 2,151    | 2,367    |

**SiennaX Café Power Options**

| MODEL NUMBER | DESCRIPTION                       | ADD-ON |
|--------------|-----------------------------------|--------|
| -BH          | Bar Height 42"                    | \$63   |
| -SC          | Skate Casters                     | \$128  |
| -CUSTHT1     | Custom Height between 5" - 28.99" | \$68   |
| -CUSTHT2     | Custom Height between 29" - 42"   | \$131  |
| -FR          | Foot Ring*                        | \$104  |

\* Available only with Bar Height option

BREAKROOM & CAFÉ TABLES

**StarX-2**

CONFIGURE & PRICE



|           | MODEL NUMBER | SIZE    | BEST VALUE | OPTIONS+ | 5-DAY QS |
|-----------|--------------|---------|------------|----------|----------|
| Round     | STRX2-24     | 24"     | -          | 525      | 578      |
|           | STRX2-30     | 30"     | -          | 620      | 684      |
|           | STRX2-36     | 36"     | 475        | 768      | 845      |
|           | STRX2-42     | 42"     | 475        | 928      | 1,022    |
| Square    | STRX2-2424   | 24 x 24 | -          | 494      | 547      |
|           | STRX2-3030   | 30 x 30 | -          | 582      | 643      |
|           | STRX2-3636   | 36 x 36 | 501        | 721      | 792      |
|           | STRX2-4242   | 42 x 42 | 587        | 867      | 954      |
| Rectangle | STRX2-2436   | 24 x 36 | -          | 593      | 655      |
|           | STRX2-2442   | 24 x 42 | -          | 652      | 717      |
|           | STRX2-2448   | 24 x 48 | 498        | 686      | -        |
|           | STRX2-3048   | 30 x 48 | -          | 721      | 792      |

**StarX-2 Options**

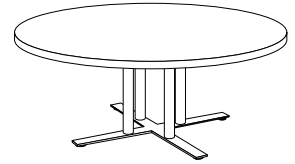
| MODEL NUMBER | DESCRIPTION          | ADD-ON |
|--------------|----------------------|--------|
| -BH          | Bar Height 42"       | 98     |
| -FR          | Foot Ring*           | 104    |
| -SLG         | Self Leveling Glides | 84     |

\* Available only with Bar Height option

BREAKROOM & CAFÉ TABLES

**Structure 4X**

[CONFIGURE & PRICE](#)



| MODEL NUMBER | SIZE | BEST VALUE | OPTIONS+ | 5-DAY QS |
|--------------|------|------------|----------|----------|
|--------------|------|------------|----------|----------|

**29" Height Tables**

|        |              |         |       |       |       |
|--------|--------------|---------|-------|-------|-------|
| Round  | STRU-4X-24   | 24"     | -     | 799   | 878   |
|        | STRU-4X-30   | 30"     | -     | 911   | 1,001 |
|        | STRU-4X-36   | 36"     | 855   | 1,065 | 1,171 |
|        | STRU-4X-42   | 42"     | 920   | 1,256 | 1,382 |
| Square | STRU-4X-2424 | 24 x 24 | -     | 924   | 1,017 |
|        | STRU-4X-3030 | 30 x 30 | -     | 1,111 | 1,225 |
|        | STRU-4X-3636 | 36 x 36 | 1,016 | 1,236 | 1,360 |
|        | STRU-4X-4242 | 42 x 42 | 1,191 | 1,471 | 1,619 |

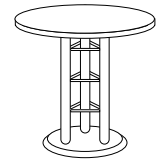
**Structure 4X Options**

| MODEL NUMBER | DESCRIPTION           | ADD-ON |
|--------------|-----------------------|--------|
| -BH          | Bar Height 42"        | 64     |
| -OH          | Occasional height 16" | -51    |

BREAKROOM & CAFÉ TABLES

**Success**

[CONFIGURE & PRICE](#)



| MODEL NUMBER | SIZE      | BEST VALUE | OPTIONS+ | 5-DAY QS |       |
|--------------|-----------|------------|----------|----------|-------|
| Round        | SCSS-24   | 24"        | -        | 1,056    | 1,163 |
|              | SCSS-30   | 30"        | -        | 1,150    | 1,264 |
|              | SCSS-36   | 36"        | 977      | 1,352    | 1,485 |
|              | SCSS-42   | 42"        | 1,145    | 1,620    | 1,784 |
| Square       | SCSS-2424 | 24 x 24    | -        | 1,027    | 1,129 |
|              | SCSS-3030 | 30 x 30    | -        | 1,111    | 1,225 |
|              | SCSS-3636 | 36 x 36    | 1,081    | 1,301    | 1,430 |
|              | SCSS-4242 | 42 x 42    | 1,278    | 1,558    | 1,713 |

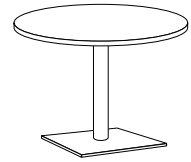
**Success Options**

| MODEL NUMBER | DESCRIPTION                       | ADD-ON |
|--------------|-----------------------------------|--------|
| -BH          | Bar Height 42"                    | 91     |
| -CUSTHT1     | Custom Height between 5" - 28.99" | 204    |
| -CUSTHT2     | Custom Height between 29" - 42"   | 295    |

BREAKROOM & CAFÉ TABLES

**Tempo**

CONFIGURE & PRICE



|        | MODEL NUMBER | SIZE    | BEST VALUE | OPTIONS+ | 5-DAY QS |
|--------|--------------|---------|------------|----------|----------|
| Round  | TMPO-24      | 24"     | -          | 856      | 941      |
|        | TMPO-30      | 30"     | -          | 935      | 1,030    |
|        | TMPO-36      | 36"     | 1,123      | 1,205    | 1,327    |
| Square | TMPO-2424    | 24 x 24 | -          | 832      | 915      |
|        | TMPO-3030    | 30 x 30 |            | 905      | 995      |
|        | TMPO-3636    | 36 x 36 | 1,123      | 1,164    | 1,280    |

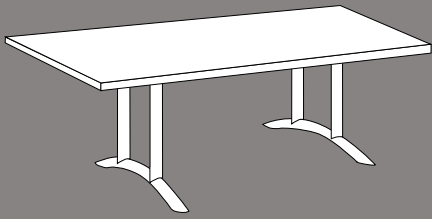
**Tempo Options**

| MODEL NUMBER | DESCRIPTION    | ADD-ON |
|--------------|----------------|--------|
| -BH          | Bar Height 42" | 85     |

BREAKROOM & CAFÉ TABLES

**Accessories for Breakroom and Café Tables**

| OPTION                  | DESCRIPTION  | PRICE  |
|-------------------------|--|--|
| Power & Data Management | Burele, EZ Power   | Visit <a href="http://specialt.net">specialt.net</a> |
| Wire Management         | Loop Clips, Velcro Loop, Cable Grip, J-Shape Wire Channel, Wire Trough, Wire Tray, 1" Wire Channel, Magnetic Channel, Adjustable Spine |  |
| Chairs                  | Task, Stacking, Flipper, Sled  |  |

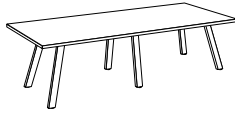


## CONFERENCE TABLES

CONFERENCE TABLES

AIM XL

CONFIGURE & PRICE



| Rectangle    |          |          |
|--------------|----------|----------|
| MODEL NUMBER | SIZE     | OPTIONS+ |
| AIM-XL-3672  | 36 x 72  | 2,082    |
| AIM-XL-3678  | 36 x 78  | 2,138    |
| AIM-XL-3684  | 36 x 84  | 2,213    |
| AIM-XL-3696  | 36 x 96  | 2,539    |
| AIM-XL-36108 | 36 x 108 | 2,887    |
| AIM-XL-36120 | 36 x 120 | 2,908    |
| AIM-XL-36144 | 36 x 144 | 3,152    |
| AIM-XL-36168 | 36 x 168 | 3,817    |
| AIM-XL-36192 | 36 x 192 | 3,995    |
| AIM-XL-36216 | 36 x 216 | 4,492    |
| AIM-XL-4278  | 42 x 78  | 2,417    |
| AIM-XL-4284  | 42 x 84  | 2,571    |
| AIM-XL-4296  | 42 x 96  | 2,755    |
| AIM-XL-42108 | 42 x 108 | 3,214    |
| AIM-XL-42120 | 42 x 120 | 3,368    |
| AIM-XL-42144 | 42 x 144 | 3,673    |
| AIM-XL-42168 | 42 x 168 | 4,364    |
| AIM-XL-42192 | 42 x 192 | 4,570    |
| AIM-XL-42216 | 42 x 216 | 5,208    |
| AIM-XL-4884  | 48 x 84  | 2,632    |
| AIM-XL-4896  | 48 x 96  | 2,786    |
| AIM-XL-48108 | 48 x 108 | 3,321    |
| AIM-XL-48120 | 48 x 120 | 3,519    |
| AIM-XL-48144 | 48 x 144 | 3,979    |
| AIM-XL-48168 | 48 x 168 | 4,374    |
| AIM-XL-48192 | 48 x 192 | 4,581    |
| AIM-XL-48216 | 48 x 216 | 5,218    |
| AIM-XL-6096  | 60 x 96  | 2,908    |
| AIM-XL-60108 | 60 x 108 | 3,627    |
| AIM-XL-60120 | 60 x 120 | 3,749    |
| AIM-XL-60144 | 60 x 144 | 4,286    |
| AIM-XL-60168 | 60 x 168 | 4,932    |
| AIM-XL-60192 | 60 x 192 | 5,158    |
| AIM-XL-60216 | 60 x 216 | 5,934    |

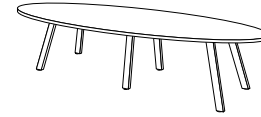
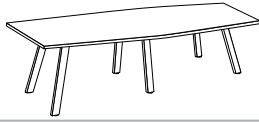
| Racetrack       |          |          |
|-----------------|----------|----------|
| MODEL NUMBER    | SIZE     | OPTIONS+ |
| AIM-XL-3672-RC  | 36 x 72  | 2,233    |
| AIM-XL-3678-RC  | 36 x 78  | 2,292    |
| AIM-XL-3684-RC  | 36 x 84  | 2,367    |
| AIM-XL-3696-RC  | 36 x 96  | 2,693    |
| AIM-XL-36108-RC | 36 x 108 | 3,040    |
| AIM-XL-36120-RC | 36 x 120 | 3,062    |
| AIM-XL-36144-RC | 36 x 144 | 3,306    |
| AIM-XL-36168-RC | 36 x 168 | 4,354    |
| AIM-XL-36192-RC | 36 x 192 | 4,502    |
| AIM-XL-36216-RC | 36 x 216 | 4,930    |
| AIM-XL-4278-RC  | 42 x 78  | 2,571    |
| AIM-XL-4284-RC  | 42 x 84  | 2,724    |
| AIM-XL-4296-RC  | 42 x 96  | 2,815    |
| AIM-XL-42108-RC | 42 x 108 | 3,368    |
| AIM-XL-42120-RC | 42 x 120 | 3,519    |
| AIM-XL-42144-RC | 42 x 144 | 3,826    |
| AIM-XL-42168-RC | 42 x 168 | 4,862    |
| AIM-XL-42192-RC | 42 x 192 | 5,040    |
| AIM-XL-42216-RC | 42 x 216 | 5,616    |
| AIM-XL-4884-RC  | 48 x 84  | 2,755    |
| AIM-XL-4896-RC  | 48 x 96  | 2,832    |
| AIM-XL-48108-RC | 48 x 108 | 3,474    |
| AIM-XL-48120-RC | 48 x 120 | 3,673    |
| AIM-XL-48144-RC | 48 x 144 | 4,132    |
| AIM-XL-48168-RC | 48 x 168 | 4,872    |
| AIM-XL-48192-RC | 48 x 192 | 5,040    |
| AIM-XL-48216-RC | 48 x 216 | 5,636    |
| AIM-XL-6096-RC  | 60 x 96  | 2,937    |
| AIM-XL-60108-RC | 60 x 108 | 3,780    |
| AIM-XL-60120-RC | 60 x 120 | 3,902    |
| AIM-XL-60144-RC | 60 x 144 | 4,438    |
| AIM-XL-60168-RC | 60 x 168 | 5,598    |
| AIM-XL-60192-RC | 60 x 192 | 5,794    |
| AIM-XL-60216-RC | 60 x 216 | 6,501    |



CONFERENCE TABLES

**AIM XL**

**CONFIGURE & PRICE**





| Boat            |          |          |
|-----------------|----------|----------|
| MODEL NUMBER    | SIZE     | OPTIONS+ |
| AIM-XL-3672-BT  | 36 x 72  | 2,233    |
| AIM-XL-3678-BT  | 37 x 78  | 2,292    |
| AIM-XL-3684-BT  | 36 x 84  | 2,367    |
| AIM-XL-3696-BT  | 36 x 96  | 2,693    |
| AIM-XL-36108-BT | 36 x 108 | 3,040    |
| AIM-XL-36120-BT | 36 x 120 | 3,062    |
| AIM-XL-36144-BT | 36 x 144 | 3,306    |
| AIM-XL-36168-BT | 36 x 168 | 4,354    |
| AIM-XL-36192-BT | 36 x 192 | 4,502    |
| AIM-XL-36216-BT | 36 x 216 | 4,930    |
| AIM-XL-4278-BT  | 42 x 78  | 2,571    |
| AIM-XL-4284-BT  | 42 x 84  | 2,724    |
| AIM-XL-4296-BT  | 42 x 96  | 2,815    |
| AIM-XL-42108-BT | 42 x 108 | 3,368    |
| AIM-XL-42120-BT | 42 x 120 | 3,519    |
| AIM-XL-42144-BT | 42 x 144 | 3,826    |
| AIM-XL-42168-BT | 42 x 168 | 4,862    |
| AIM-XL-42192-BT | 42 x 192 | 5,040    |
| AIM-XL-42216-BT | 42 x 216 | 5,616    |
| AIM-XL-4884-BT  | 48 x 84  | 2,755    |
| AIM-XL-4896-BT  | 48 x 96  | 2,832    |
| AIM-XL-48108-BT | 48 x 108 | 3,474    |
| AIM-XL-48120-BT | 48 x 120 | 3,673    |
| AIM-XL-48144-BT | 48 x 144 | 4,132    |
| AIM-XL-48168-BT | 48 x 168 | 4,872    |
| AIM-XL-48192-BT | 48 x 192 | 5,040    |
| AIM-XL-48216-BT | 48 x 216 | 5,636    |
| AIM-XL-6096-BT  | 60 x 96  | 2,937    |
| AIM-XL-60108-BT | 60 x 108 | 3,780    |
| AIM-XL-60120-BT | 60 x 120 | 3,902    |
| AIM-XL-60144-BT | 60 x 144 | 4,438    |
| AIM-XL-60168-BT | 60 x 168 | 5,598    |
| AIM-XL-60192-BT | 60 x 192 | 5,794    |
| AIM-XL-60216-BT | 60 x 216 | 6,501    |

| Oval            |          |          |
|-----------------|----------|----------|
| MODEL NUMBER    | SIZE     | OPTIONS+ |
| AIM-XL-3672-OV  | 36 x 72  | 2,233    |
| AIM-XL-3678-OV  | 37 x 78  | 2,292    |
| AIM-XL-3684-OV  | 36 x 84  | 2,367    |
| AIM-XL-3696-OV  | 36 x 96  | 2,693    |
| AIM-XL-36108-OV | 36 x 108 | 3,040    |
| AIM-XL-36120-OV | 36 x 120 | 3,062    |
| AIM-XL-36144-OV | 36 x 144 | 3,306    |
| AIM-XL-36168-OV | 36 x 168 | 4,354    |
| AIM-XL-36192-OV | 36 x 192 | 4,502    |
| AIM-XL-36216-OV | 36 x 216 | 4,930    |
| AIM-XL-4278-OV  | 42 x 78  | 2,571    |
| AIM-XL-4284-OV  | 42 x 84  | 2,724    |
| AIM-XL-4296-OV  | 42 x 96  | 2,815    |
| AIM-XL-42108-OV | 42 x 108 | 3,368    |
| AIM-XL-42120-OV | 42 x 120 | 3,519    |
| AIM-XL-42144-OV | 42 x 144 | 3,826    |
| AIM-XL-42168-OV | 42 x 168 | 4,862    |
| AIM-XL-42192-OV | 42 x 192 | 5,040    |
| AIM-XL-42216-OV | 42 x 216 | 5,616    |
| AIM-XL-4884-OV  | 48 x 84  | 2,755    |
| AIM-XL-4896-OV  | 48 x 96  | 2,832    |
| AIM-XL-48108-OV | 48 x 108 | 3,474    |
| AIM-XL-48120-OV | 48 x 120 | 3,673    |
| AIM-XL-48144-OV | 48 x 144 | 4,132    |
| AIM-XL-48168-OV | 48 x 168 | 4,872    |
| AIM-XL-48192-OV | 48 x 192 | 5,040    |
| AIM-XL-48216-OV | 48 x 216 | 5,636    |
| AIM-XL-6096-OV  | 60 x 96  | 2,937    |
| AIM-XL-60108-OV | 60 x 108 | 3,780    |
| AIM-XL-60120-OV | 60 x 120 | 3,902    |
| AIM-XL-60144-OV | 60 x 144 | 4,438    |
| AIM-XL-60168-OV | 60 x 168 | 5,598    |
| AIM-XL-60192-OV | 60 x 192 | 5,794    |
| AIM-XL-60216-OV | 60 x 216 | 6,501    |

CONFERENCE TABLES

**AIM XL**

CONFIGURE & PRICE



| ROUND        |      |          |
|--------------|------|----------|
| MODEL NUMBER | SIZE | OPTIONS+ |
| AIM-XL-42R   | 42"  | 1,928    |
| AIM-XL-48R   | 48"  | 1,989    |
| AIM-XL-54R   | 54"  | 2,265    |
| AIM-XL-60R   | 60"  | 2,295    |
| AIM-XL-66R   | 66"  | 3,275    |
| AIM-XL-72R   | 72"  | 3,336    |

| SQUARE       |           |          |
|--------------|-----------|----------|
| MODEL NUMBER | SIZE      | OPTIONS+ |
| AIM-XL-4242  | 42" x 42" | 1,836    |
| AIM-XL-4848  | 48" x 48" | 1,913    |
| AIM-XL-5454  | 54" x 54" | 2,265    |
| AIM-XL-6060  | 60" x 60" | 2,417    |
| AIM-XL-6666  | 66" x 66" | 2,755    |
| AIM-XL-7272  | 72" x 72" | 2,908    |

**AIM XL Options**

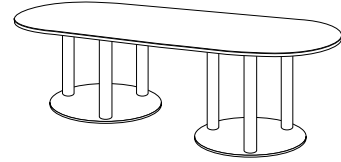
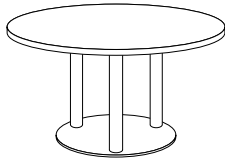
| MODEL NUMBER | DESCRIPTION                                   | ADD-ON         |                 |                  |
|--------------|---|----------------|-----------------|------------------|
|              |   | UP TO 84" LONG | 96" - 144" LONG | 168" - 216" LONG |
| -BH          | Bar Height 42"                                | 60             | 90              | 120              |
| -CC          | Cloud Caster                                  | 60             | 90              | 120              |
| -WM-INT      | Integrated Wire Management                    | 73 per Leg     |                 |                  |
|              | 2 Piece Tabletop Standard for sizes over 108" | -              | -               | -                |
|              | 1 Piece Tabletop for sizes up to 168"         | 586            | 586             | 586              |

\*An Oversize Fee has been implemented by freight carriers for all LTL shipments for pallets 8' and over.  
 96"-108" - additional 250.00 | 109"-168" - additional 350.00 | Per custom pallet

CONFERENCE TABLES

**Astra**

CONFIGURE & PRICE



| MODEL NUMBER         | SIZE     | OPTIONS+ |
|----------------------|----------|----------|
| <b>Round</b>         |          |          |
| <b>ASTR-48</b>       | 48"      | 2,316    |
| <b>ASTR-54</b>       | 54"      | 2,470    |
| <b>ASTR-60</b>       | 60"      | 2,911    |
| <b>Rectangle</b>     |          |          |
| <b>ASTR-4884-RT</b>  | 48 x 84  | 3,342    |
| <b>ASTR-4896-RT</b>  | 48 x 96  | 3,430    |
| <b>ASTR-48108-RT</b> | 48 x 108 | 4,010    |
| <b>ASTR-48120-RT</b> | 48 x 120 | 4,051    |
| <b>ASTR-48144-RT</b> | 48 x 144 | 4,365    |
| <b>ASTR-6096-RT</b>  | 60 x 96  | 3,761    |
| <b>ASTR-60108-RT</b> | 60 x 108 | 4,407    |
| <b>ASTR-60120-RT</b> | 60 x 120 | 4,430    |
| <b>ASTR-60144-RT</b> | 60 x 144 | 4,811    |

| MODEL NUMBER         | SIZE     | OPTIONS+ |
|----------------------|----------|----------|
| <b>Racetrack</b>     |          |          |
| <b>ASTR-4884-RC</b>  | 36 x 60  | 3,658    |
| <b>ASTR-4896-RC</b>  | 48 x 96  | 3,731    |
| <b>ASTR-48108-RC</b> | 48 x 108 | 4,385    |
| <b>ASTR-48120-RC</b> | 48 x 120 | 4,414    |
| <b>ASTR-48144-RC</b> | 48 x 144 | 4,683    |
| <b>ASTR-6096-RC</b>  | 60 x 96  | 4,139    |
| <b>ASTR-60108-RC</b> | 60 x 108 | 4,856    |
| <b>ASTR-60120-RC</b> | 60 x 120 | 4,865    |
| <b>ASTR-60144-RC</b> | 60 x 144 | 5,198    |
| <b>Boat</b>          |          |          |
| <b>ASTR-4884-BT</b>  | 36 x 60  | 3,658    |
| <b>ASTR-4896-BT</b>  | 48 x 96  | 3,731    |
| <b>ASTR-48108-BT</b> | 48 x 108 | 4,385    |
| <b>ASTR-48120-BT</b> | 48 x 120 | 4,414    |
| <b>ASTR-48144-BT</b> | 48 x 144 | 4,683    |
| <b>ASTR-6096-BT</b>  | 60 x 96  | 4,139    |
| <b>ASTR-60108-BT</b> | 60 x 108 | 4,856    |
| <b>ASTR-60120-BT</b> | 60 x 120 | 4,865    |
| <b>ASTR-60144-BT</b> | 60 x 144 | 5,198    |

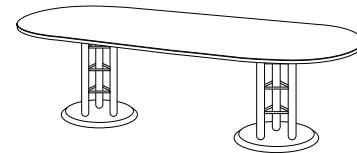
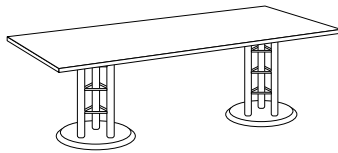
**Astra Options**

| DESCRIPTION                                      | ADD-ON |
|--|--------|
| 2 Piece Tabletop<br>Standard for sizes over 108" | -      |
| 1 Piece Tabletop                                 | 586    |

\*An Oversize Fee has been implemented by freight carriers for all LTL shipments for pallets 8' and over.  
96"-108" - additional 250.00 | 109"-168" - additional 350.00 | Per custom pallet

# Atlantis

CONFIGURE & PRICE



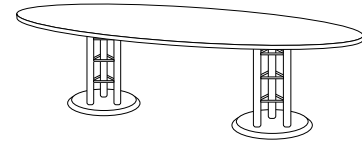
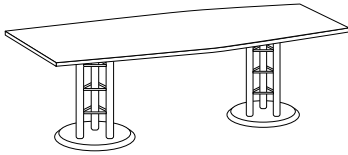
| Rectangle     |          |          |
|---------------|----------|----------|
| MODEL NUMBER  | SIZE     | OPTIONS+ |
| ATLS-3660-RT  | 36 x 60  | 2,472    |
| ATLS-3666-RT  | 36 x 66  | 2,537    |
| ATLS-3672-RT  | 36 x 72  | 2,583    |
| ATLS-3678-RT  | 36 x 78  | 2,755    |
| ATLS-3684-RT  | 36 x 84  | 2,871    |
| ATLS-3696-RT  | 36 x 96  | 2,980    |
| ATLS-36108-RT | 36 x 108 | 3,622    |
| ATLS-36120-RT | 36 x 120 | 4,922    |
| ATLS-36144-RT | 36 x 144 | 5,199    |
| ATLS-4278-RT  | 42 x 78  | 2,877    |
| ATLS-4284-RT  | 42 x 84  | 3,165    |
| ATLS-4296-RT  | 42 x 96  | 3,359    |
| ATLS-42108-RT | 42 x 108 | 3,880    |
| ATLS-42120-RT | 42 x 120 | 5,078    |
| ATLS-42144-RT | 42 x 144 | 5,475    |
| ATLS-4884-RT  | 48 x 84  | 3,643    |
| ATLS-4896-RT  | 48 x 96  | 3,806    |
| ATLS-48108-RT | 48 x 108 | 4,518    |
| ATLS-48120-RT | 48 x 120 | 5,744    |
| ATLS-48144-RT | 48 x 144 | 6,079    |

| Racetrack     |          |          |
|---------------|----------|----------|
| MODEL NUMBER  | SIZE     | OPTIONS+ |
| ATLS-3660-RC  | 36 x 60  | 2,647    |
| ATLS-3666-RC  | 36 x 66  | 2,765    |
| ATLS-3672-RC  | 36 x 72  | 2,813    |
| ATLS-3678-RC  | 36 x 78  | 3,029    |
| ATLS-3684-RC  | 36 x 84  | 3,174    |
| ATLS-3696-RC  | 36 x 96  | 3,395    |
| ATLS-36108-RC | 36 x 108 | 3,962    |
| ATLS-36120-RC | 36 x 120 | 5,344    |
| ATLS-36144-RC | 36 x 144 | 5,755    |
| ATLS-4278-RC  | 42 x 78  | 3,183    |
| ATLS-4284-RC  | 42 x 84  | 3,541    |
| ATLS-4296-RC  | 42 x 96  | 3,780    |
| ATLS-42108-RC | 42 x 108 | 4,251    |
| ATLS-42120-RC | 42 x 120 | 5,452    |
| ATLS-42144-RC | 42 x 144 | 6,056    |
| ATLS-4884-RC  | 48 x 84  | 4,040    |
| ATLS-4896-RC  | 48 x 96  | 4,334    |
| ATLS-48108-RC | 48 x 108 | 4,955    |
| ATLS-48120-RC | 48 x 120 | 6,342    |
| ATLS-48144-RC | 48 x 144 | 6,730    |

CONFERENCE TABLES

Atlantis

CONFIGURE & PRICE



| Rectangle     |          |          |
|---------------|----------|----------|
| MODEL NUMBER  | SIZE     | OPTIONS+ |
| ATLS-3660-BT  | 36 x 60  | 2,689    |
| ATLS-3666-BT  | 36 x 66  | 2,809    |
| ATLS-3672-BT  | 36 x 72  | 2,856    |
| ATLS-3684-BT  | 36 x 84  | 3,229    |
| ATLS-3696-BT  | 36 x 96  | 3,463    |
| ATLS-36108-BT | 36 x 108 | 3,947    |
| ATLS-36120-BT | 36 x 120 | 5,349    |
| ATLS-36144-BT | 36 x 144 | 5,822    |
| ATLS-4278-BT  | 42 x 78  | 3,241    |
| ATLS-4284-BT  | 42 x 84  | 3,614    |
| ATLS-4296-BT  | 42 x 96  | 3,865    |
| ATLS-42108-BT | 42 x 108 | 4,341    |
| ATLS-42120-BT | 42 x 120 | 5,551    |
| ATLS-42144-BT | 42 x 144 | 6,180    |
| ATLS-4884-BT  | 48 x 84  | 4,122    |
| ATLS-4896-BT  | 48 x 96  | 4,426    |
| ATLS-48108-BT | 48 x 108 | 5,058    |
| ATLS-48120-BT | 48 x 120 | 6,462    |
| ATLS-48144-BT | 48 x 144 | 6,868    |
| ATLS-48144-RT | 48 x 144 | 6,079    |

| Racetrack     |          |          |
|---------------|----------|----------|
| MODEL NUMBER  | SIZE     | OPTIONS+ |
| ATLS-3660-OV  | 36 x 60  | 2,805    |
| ATLS-3666-OV  | 36 x 66  | 2,943    |
| ATLS-3672-OV  | 36 x 72  | 3,083    |
| ATLS-3684-OV  | 36 x 84  | 3,410    |
| ATLS-3696-OV  | 36 x 96  | 3,657    |
| ATLS-36108-OV | 36 x 108 | 4,178    |
| ATLS-36120-OV | 36 x 120 | 5,627    |
| ATLS-36144-OV | 36 x 144 | 6,155    |
| ATLS-4278-OV  | 42 x 78  | 3,419    |
| ATLS-4284-OV  | 42 x 84  | 3,838    |
| ATLS-4296-OV  | 42 x 96  | 4,121    |
| ATLS-42108-OV | 42 x 108 | 4,617    |
| ATLS-42120-OV | 42 x 120 | 5,854    |
| ATLS-42144-OV | 42 x 144 | 6,555    |
| ATLS-4884-OV  | 48 x 84  | 4,362    |
| ATLS-4896-OV  | 48 x 96  | 4,688    |
| ATLS-48108-OV | 48 x 108 | 5,373    |
| ATLS-48120-OV | 48 x 120 | 6,823    |
| ATLS-48144-OV | 48 x 144 | 7,289    |
| ATLS-48144-RC | 48 x 144 | 6,730    |

Atlantis Options

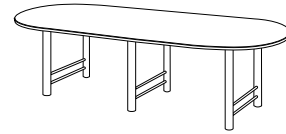
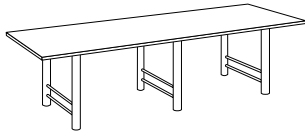
| MODEL NUMBER | DESCRIPTION                                   | ADD-ON         |                 |
|--------------|---|----------------|-----------------|
|              |   | UP TO 96" LONG | 108" -144" LONG |
| -BH          | Bar Height 42"                                | 182            | 273             |
|              | 2 Piece Tabletop Standard for sizes over 108" | -              | -               |
|              | 1 Piece Tabletop for sizes up to 168"         | -              | 586             |

\*An Oversize Fee has been implemented by freight carriers for all LTL shipments for pallets 8' and over.  
96"-108" - additional 250.00 | 109" -168" - additional 350.00 | Per custom pallet

CONFERENCE TABLES

**Benton**

CONFIGURE & PRICE



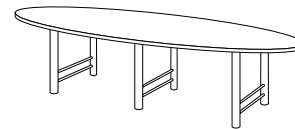
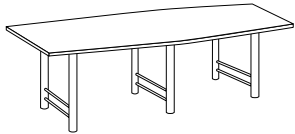
| Rectangle     |          |          |
|---------------|----------|----------|
| MODEL NUMBER  | SIZE     | OPTIONS+ |
| BNTN-3660-RT  | 36 x 60  | 1,263    |
| BNTN-3666-RT  | 36 x 66  | 1,423    |
| BNTN-3672-RT  | 36 x 72  | 1,620    |
| BNTN-3678-RT  | 36 x 78  | 1,788    |
| BNTN-3684-RT  | 36 x 84  | 1,908    |
| BNTN-3696-RT  | 36 x 96  | 2,016    |
| BNTN-36108-RT | 36 x 108 | 2,945    |
| BNTN-36120-RT | 36 x 120 | 3,271    |
| BNTN-36144-RT | 36 x 144 | 3,836    |
| BNTN-4278-RT  | 42 x 78  | 2,004    |
| BNTN-4284-RT  | 42 x 84  | 2,292    |
| BNTN-4296-RT  | 42 x 96  | 2,484    |
| BNTN-42108-RT | 42 x 108 | 3,335    |
| BNTN-42120-RT | 42 x 120 | 3,562    |
| BNTN-42144-RT | 42 x 144 | 4,289    |
| BNTN-4884-RT  | 48 x 84  | 2,397    |
| BNTN-4896-RT  | 48 x 96  | 2,560    |
| BNTN-48108-RT | 48 x 108 | 3,602    |
| BNTN-48120-RT | 48 x 120 | 3,900    |
| BNTN-48144-RT | 48 x 144 | 4,569    |

| Racetrack     |          |          |
|---------------|----------|----------|
| MODEL NUMBER  | SIZE     | OPTIONS+ |
| BNTN-3660-RC  | 36 x 60  | 1,683    |
| BNTN-3666-RC  | 36 x 66  | 1,801    |
| BNTN-3672-RC  | 36 x 72  | 1,848    |
| BNTN-3678-RC  | 36 x 78  | 2,063    |
| BNTN-3684-RC  | 36 x 84  | 2,210    |
| BNTN-3696-RC  | 36 x 96  | 2,433    |
| BNTN-36108-RC | 36 x 108 | 3,285    |
| BNTN-36120-RC | 36 x 120 | 3,695    |
| BNTN-36144-RC | 36 x 144 | 4,393    |
| BNTN-4278-RC  | 42 x 78  | 2,304    |
| BNTN-4284-RC  | 42 x 84  | 2,667    |
| BNTN-4296-RC  | 42 x 96  | 2,906    |
| BNTN-42108-RC | 42 x 108 | 3,704    |
| BNTN-42120-RC | 42 x 120 | 3,936    |
| BNTN-42144-RC | 42 x 144 | 4,870    |
| BNTN-4884-RC  | 48 x 84  | 2,796    |
| BNTN-4896-RC  | 48 x 96  | 3,089    |
| BNTN-48108-RC | 48 x 108 | 4,037    |
| BNTN-48120-RC | 48 x 120 | 4,503    |
| BNTN-48144-RC | 48 x 144 | 5,218    |

CONFERENCE TABLES

**Benton**

**CONFIGURE & PRICE**



| Boat          |          |          |
|---------------|----------|----------|
| MODEL NUMBER  | SIZE     | OPTIONS+ |
| BNTN-3660-BT  | 36 x 60  | 1,725    |
| BNTN-3666-BT  | 36 x 66  | 1,844    |
| BNTN-3672-BT  | 36 x 72  | 1,892    |
| BNTN-3684-BT  | 36 x 84  | 2,269    |
| BNTN-3696-BT  | 36 x 96  | 2,497    |
| BNTN-36108-BT | 36 x 108 | 2,984    |
| BNTN-36120-BT | 36 x 120 | 3,696    |
| BNTN-36144-BT | 36 x 144 | 4,457    |
| BNTN-4278-BT  | 42 x 78  | 2,368    |
| BNTN-4284-BT  | 42 x 84  | 2,738    |
| BNTN-4296-BT  | 42 x 96  | 2,987    |
| BNTN-42108-BT | 42 x 108 | 3,798    |
| BNTN-42120-BT | 42 x 120 | 4,035    |
| BNTN-42144-BT | 42 x 144 | 4,994    |
| BNTN-4884-BT  | 48 x 84  | 2,874    |
| BNTN-4896-BT  | 48 x 96  | 3,179    |
| BNTN-48108-BT | 48 x 108 | 4,143    |
| BNTN-48120-BT | 48 x 120 | 4,619    |
| BNTN-48144-BT | 48 x 144 | 5,359    |

| Oval          |          |          |
|---------------|----------|----------|
| MODEL NUMBER  | SIZE     | OPTIONS+ |
| BNTN-3660-OV  | 36 x 60  | 1,841    |
| BNTN-3666-OV  | 36 x 66  | 1,977    |
| BNTN-3672-OV  | 36 x 72  | 2,120    |
| BNTN-3684-OV  | 36 x 84  | 2,449    |
| BNTN-3696-OV  | 36 x 96  | 2,693    |
| BNTN-36108-OV | 36 x 108 | 3,212    |
| BNTN-36120-OV | 36 x 120 | 3,976    |
| BNTN-36144-OV | 36 x 144 | 4,793    |
| BNTN-4278-OV  | 42 x 78  | 2,546    |
| BNTN-4284-OV  | 42 x 84  | 2,963    |
| BNTN-4296-OV  | 42 x 96  | 3,241    |
| BNTN-42108-OV | 42 x 108 | 4,074    |
| BNTN-42120-OV | 42 x 120 | 4,336    |
| BNTN-42144-OV | 42 x 144 | 5,368    |
| BNTN-4884-OV  | 48 x 84  | 3,117    |
| BNTN-4896-OV  | 48 x 96  | 3,440    |
| BNTN-48108-OV | 48 x 108 | 4,459    |
| BNTN-48120-OV | 48 x 120 | 4,981    |
| BNTN-48144-OV | 48 x 144 | 5,778    |

**Benton Options**

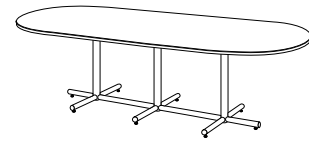
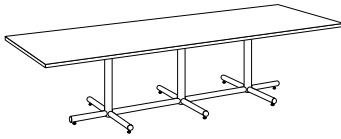
| DESCRIPTION                                   | ADD-ON |
|---|--------|
| 2 Piece Tabletop Standard for sizes over 108" | -      |
| 1 Piece Tabletop for sizes up to 168"         | 586    |

\*An Oversize Fee has been implemented by freight carriers for all LTL shipments for pallets 8' and over.  
 96"-108" - additional 250.00 | 109" -168" - additional 350.00 | Per custom pallet

CONFERENCE TABLES

**Connect**

CONFIGURE & PRICE



| Rectangle     |          |          |
|---------------|----------|----------|
| MODEL NUMBER  | SIZE     | OPTIONS+ |
| CNCT-3660-RT  | 36 x 60  | 1,626    |
| CNCT-3666-RT  | 36 x 66  | 1,701    |
| CNCT-3672-RT  | 36 x 72  | 1,753    |
| CNCT-3678-RT  | 36 x 78  | 1,922    |
| CNCT-3684-RT  | 36 x 84  | 2,039    |
| CNCT-3696-RT  | 36 x 96  | 2,500    |
| CNCT-36108-RT | 36 x 108 | 3,146    |
| CNCT-36120-RT | 36 x 120 | 3,471    |
| CNCT-36144-RT | 36 x 144 | 4,098    |
| CNCT-4278-RT  | 42 x 78  | 2,046    |
| CNCT-4284-RT  | 42 x 84  | 2,332    |
| CNCT-4296-RT  | 42 x 96  | 2,882    |
| CNCT-42108-RT | 42 x 108 | 3,402    |
| CNCT-42120-RT | 42 x 120 | 3,624    |
| CNCT-42144-RT | 42 x 144 | 4,376    |
| CNCT-4884-RT  | 48 x 84  | 2,438    |
| CNCT-4896-RT  | 48 x 96  | 2,956    |
| CNCT-48108-RT | 48 x 108 | 3,668    |
| CNCT-48120-RT | 48 x 120 | 3,964    |
| CNCT-48144-RT | 48 x 144 | 4,659    |

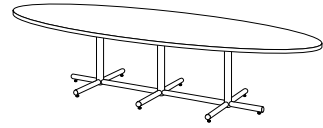
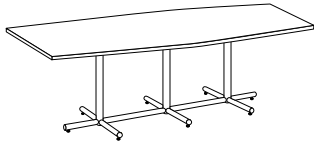
| Racetrack     |          |          |
|---------------|----------|----------|
| MODEL NUMBER  | SIZE     | OPTIONS+ |
| CNCT-3660-RC  | 36 x 60  | 1,817    |
| CNCT-3666-RC  | 36 x 66  | 1,936    |
| CNCT-3672-RC  | 36 x 72  | 1,980    |
| CNCT-3678-RC  | 36 x 78  | 2,195    |
| CNCT-3684-RC  | 36 x 84  | 2,341    |
| CNCT-3696-RC  | 36 x 96  | 2,919    |
| CNCT-36108-RC | 36 x 108 | 3,481    |
| CNCT-36120-RC | 36 x 120 | 3,893    |
| CNCT-36144-RC | 36 x 144 | 4,659    |
| CNCT-4278-RC  | 42 x 78  | 2,349    |
| CNCT-4284-RC  | 42 x 84  | 2,709    |
| CNCT-4296-RC  | 42 x 96  | 3,300    |
| CNCT-42108-RC | 42 x 108 | 3,772    |
| CNCT-42120-RC | 42 x 120 | 4,001    |
| CNCT-42144-RC | 42 x 144 | 4,958    |
| CNCT-4884-RC  | 48 x 84  | 2,840    |
| CNCT-4896-RC  | 48 x 96  | 3,486    |
| CNCT-48108-RC | 48 x 108 | 4,105    |
| CNCT-48120-RC | 48 x 120 | 4,567    |
| CNCT-48144-RC | 48 x 144 | 5,307    |



CONFERENCE TABLES

**Connect**

CONFIGURE & PRICE



| Boat          |          |          |
|---------------|----------|----------|
| MODEL NUMBER  | SIZE     | OPTIONS+ |
| CNCT-3660-BT  | 36 x 60  | 1,858    |
| CNCT-3666-BT  | 36 x 66  | 1,978    |
| CNCT-3672-BT  | 36 x 72  | 2,027    |
| CNCT-3684-BT  | 36 x 84  | 2,400    |
| CNCT-3696-BT  | 36 x 96  | 2,629    |
| CNCT-36108-BT | 36 x 108 | 3,470    |
| CNCT-36120-BT | 36 x 120 | 3,897    |
| CNCT-36144-BT | 36 x 144 | 4,723    |
| CNCT-4278-BT  | 42 x 78  | 2,409    |
| CNCT-4284-BT  | 42 x 84  | 2,783    |
| CNCT-4296-BT  | 42 x 96  | 3,384    |
| CNCT-42108-BT | 42 x 108 | 3,864    |
| CNCT-42120-BT | 42 x 120 | 4,098    |
| CNCT-42144-BT | 42 x 144 | 5,080    |
| CNCT-4884-BT  | 48 x 84  | 2,920    |
| CNCT-4896-BT  | 48 x 96  | 3,575    |
| CNCT-48108-BT | 48 x 108 | 4,208    |
| CNCT-48120-BT | 48 x 120 | 4,686    |
| CNCT-48144-BT | 48 x 144 | 5,447    |

| Oval          |          |          |
|---------------|----------|----------|
| MODEL NUMBER  | SIZE     | OPTIONS+ |
| CNCT-3660-OV  | 36 x 60  | 1,974    |
| CNCT-3666-OV  | 36 x 66  | 2,109    |
| CNCT-3672-OV  | 36 x 72  | 2,252    |
| CNCT-3684-OV  | 36 x 84  | 2,581    |
| CNCT-3696-OV  | 36 x 96  | 2,826    |
| CNCT-36108-OV | 36 x 108 | 3,698    |
| CNCT-36120-OV | 36 x 120 | 4,177    |
| CNCT-36144-OV | 36 x 144 | 5,056    |
| BNTN-4278-OV  | 42 x 78  | 2,546    |
| BNTN-4284-OV  | 42 x 84  | 2,963    |
| BNTN-4296-OV  | 42 x 96  | 3,241    |
| BNTN-42108-OV | 42 x 108 | 4,074    |
| BNTN-42120-OV | 42 x 120 | 4,336    |
| BNTN-42144-OV | 42 x 144 | 5,368    |
| BNTN-4884-OV  | 48 x 84  | 3,117    |
| BNTN-4896-OV  | 48 x 96  | 3,440    |
| BNTN-48108-OV | 48 x 108 | 4,459    |
| BNTN-48120-OV | 48 x 120 | 4,981    |
| BNTN-48144-OV | 48 x 144 | 5,778    |

**Connect Options**

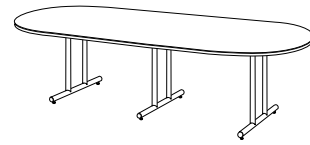
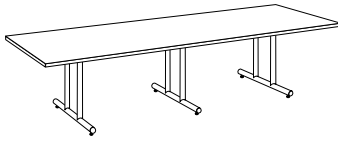
| MODEL NUMBER | DESCRIPTION                                   | ADD-ON         |                 |                  |
|--------------|---|----------------|-----------------|------------------|
|              |   | UP TO 84" LONG | 96" - 120" LONG | 144" LONG        |
| -BH          | Bar Height 42"                                | 126            | 189             | 252              |
| -CA          | Casters                                       | 114            | 152             | 190              |
| -SLG         | Self Leveling Glides                          | 126            | 168             | 210              |
|              |   | UP TO 96" LONG |                 | 108" - 144" LONG |
|              | 2 Piece Tabletop Standard for sizes over 108" | -              |                 | -                |
|              | 1 Piece Tabletop for sizes 108" to 168"       | -              |                 | 586              |

\*An Oversize Fee has been implemented by freight carriers for all LTL shipments for pallets 8' and over.  
 96"-108" - additional 250.00 | 109"-168" - additional 350.00 | Per custom pallet

CONFERENCE TABLES

**Olympus**

CONFIGURE & PRICE



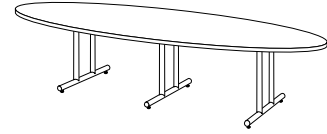
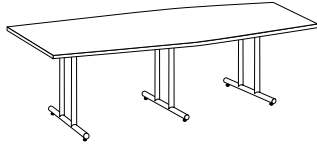
| Rectangle     |          |          |
|---------------|----------|----------|
| MODEL NUMBER  | SIZE     | OPTIONS+ |
| OLYM-3660-RT  | 36 x 60  | 1,381    |
| OLYM-3666-RT  | 36 x 66  | 1,542    |
| OLYM-3672-RT  | 36 x 72  | 1,665    |
| OLYM-3678-RT  | 36 x 78  | 1,833    |
| OLYM-3684-RT  | 36 x 84  | 1,951    |
| OLYM-3696-RT  | 36 x 96  | 2,061    |
| OLYM-36108-RT | 36 x 108 | 3,011    |
| OLYM-36120-RT | 36 x 120 | 3,340    |
| OLYM-36144-RT | 36 x 144 | 3,924    |
| OLYM-4278-RT  | 42 x 78  | 2,010    |
| OLYM-4284-RT  | 42 x 84  | 2,299    |
| OLYM-4296-RT  | 42 x 96  | 2,491    |
| OLYM-42108-RT | 42 x 108 | 3,349    |
| OLYM-42120-RT | 42 x 120 | 3,575    |
| OLYM-42144-RT | 42 x 144 | 4,306    |
| OLYM-4884-RT  | 48 x 84  | 2,449    |
| OLYM-4896-RT  | 48 x 96  | 2,612    |
| OLYM-48108-RT | 48 x 108 | 3,680    |
| OLYM-48120-RT | 48 x 120 | 3,982    |
| OLYM-48144-RT | 48 x 144 | 4,673    |
| OLYM-6096-RT  | 60 x 96  | 3,335    |
| OLYM-60108-RT | 60 x 108 | 4,074    |
| OLYM-60120-RT | 60 x 120 | 4,809    |
| OLYM-60144-RT | 60 x 144 | 5,455    |

| Racetrack     |          |          |
|---------------|----------|----------|
| MODEL NUMBER  | SIZE     | OPTIONS+ |
| OLYM-3660-RC  | 36 x 60  | 1,727    |
| OLYM-3666-RC  | 36 x 66  | 1,844    |
| OLYM-3672-RC  | 36 x 72  | 1,892    |
| OLYM-3678-RC  | 36 x 78  | 2,108    |
| OLYM-3684-RC  | 36 x 84  | 2,254    |
| OLYM-3696-RC  | 36 x 96  | 2,474    |
| OLYM-36108-RC | 36 x 108 | 3,349    |
| OLYM-36120-RC | 36 x 120 | 3,759    |
| OLYM-36144-RC | 36 x 144 | 4,481    |
| OLYM-4278-RC  | 42 x 78  | 2,315    |
| OLYM-4284-RC  | 42 x 84  | 2,675    |
| OLYM-4296-RC  | 42 x 96  | 2,914    |
| OLYM-42108-RC | 42 x 108 | 3,718    |
| OLYM-42120-RC | 42 x 120 | 3,947    |
| OLYM-42144-RC | 42 x 144 | 4,886    |
| OLYM-4884-RC  | 48 x 84  | 2,849    |
| OLYM-4896-RC  | 48 x 96  | 3,141    |
| OLYM-48108-RC | 48 x 108 | 4,117    |
| OLYM-48120-RC | 48 x 120 | 4,580    |
| OLYM-48144-RC | 48 x 144 | 5,326    |
| OLYM-6096-RC  | 60 x 96  | 3,940    |
| OLYM-60108-RC | 60 x 108 | 4,679    |
| OLYM-60120-RC | 60 x 120 | 5,498    |
| OLYM-60144-RC | 60 x 144 | 6,266    |

CONFERENCE TABLES

Olympus

CONFIGURE & PRICE



| Boat          |          |          |
|---------------|----------|----------|
| MODEL NUMBER  | SIZE     | OPTIONS+ |
| OLYM-3660-BT  | 36 x 60  | 1,768    |
| OLYM-3666-BT  | 36 x 66  | 1,889    |
| OLYM-3672-BT  | 36 x 72  | 1,940    |
| OLYM-3684-BT  | 36 x 84  | 2,314    |
| OLYM-3696-BT  | 36 x 96  | 2,544    |
| OLYM-36108-BT | 36 x 108 | 3,029    |
| OLYM-36120-BT | 36 x 120 | 3,760    |
| OLYM-36144-BT | 36 x 144 | 4,657    |
| OLYM-4278-BT  | 42 x 78  | 2,376    |
| OLYM-4284-BT  | 42 x 84  | 2,748    |
| OLYM-4296-BT  | 42 x 96  | 2,998    |
| OLYM-42108-BT | 42 x 108 | 3,809    |
| OLYM-42120-BT | 42 x 120 | 4,047    |
| OLYM-42144-BT | 42 x 144 | 5,012    |
| OLYM-4884-BT  | 48 x 84  | 2,929    |
| OLYM-4896-BT  | 48 x 96  | 3,233    |
| OLYM-48108-BT | 48 x 108 | 4,219    |
| OLYM-48120-BT | 48 x 120 | 4,699    |
| OLYM-48144-BT | 48 x 144 | 5,462    |
| OLYM-6096-BT  | 60 x 96  | 4,064    |
| OLYM-60108-BT | 60 x 96  | 4,818    |
| OLYM-60120-BT | 60 x 108 | 5,652    |
| OLYM-60144-BT | 60 x 120 | 6,439    |

| Oval          |          |          |
|---------------|----------|----------|
| MODEL NUMBER  | SIZE     | OPTIONS+ |
| OLYM-3660-OV  | 36 x 60  | 1,886    |
| OLYM-3666-OV  | 36 x 66  | 2,018    |
| OLYM-3672-OV  | 36 x 72  | 2,163    |
| OLYM-3684-OV  | 36 x 84  | 2,493    |
| OLYM-3696-OV  | 36 x 96  | 2,738    |
| OLYM-36108-OV | 36 x 108 | 3,259    |
| OLYM-36120-OV | 36 x 120 | 4,045    |
| OLYM-36144-OV | 36 x 144 | 4,992    |
| OLYM-4278-OV  | 42 x 78  | 2,554    |
| OLYM-4284-OV  | 42 x 84  | 2,973    |
| OLYM-4296-OV  | 42 x 96  | 3,251    |
| OLYM-42108-OV | 42 x 108 | 4,088    |
| OLYM-42120-OV | 42 x 120 | 4,351    |
| OLYM-42144-OV | 42 x 144 | 5,387    |
| OLYM-4884-OV  | 48 x 84  | 3,167    |
| OLYM-4896-OV  | 48 x 96  | 3,493    |
| OLYM-48108-OV | 48 x 108 | 4,539    |
| OLYM-48120-OV | 48 x 120 | 5,062    |
| OLYM-48144-OV | 48 x 144 | 5,883    |
| OLYM-6096-OV  | 60 x 96  | 4,426    |
| OLYM-60108-OV | 60 x 108 | 5,236    |
| OLYM-60120-OV | 60 x 120 | 6,118    |
| OLYM-60144-OV | 60 x 144 | 6,952    |

Olympus Options

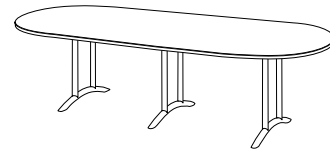
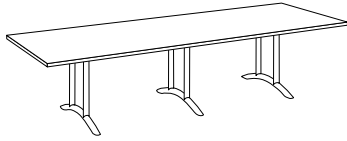
| MODEL NUMBER                                  | DESCRIPTION    | ADD-ON         |                  |
|---|----------------|----------------|------------------|
|   |                | UP TO 96" LONG | 108" - 144" LONG |
| -BH   | Bar Height 42" | 252            | 378              |
| -CA   | Casters        | 76             | 114              |
| 2 Piece Tabletop Standard for sizes over 108" |                | -              | -                |
| 1 Piece Tabletop for sizes 108" to 168"       |                | -              | 586              |

\*An Oversize Fee has been implemented by freight carriers for all LTL shipments for pallets 8' and over.  
 96"-108" - additional 250.00 | 109" -168" - additional 350.00 | Per custom pallet

CONFERENCE TABLES

Oscar

CONFIGURE & PRICE





| Rectangle     |          |          |
|---------------|----------|----------|
| MODEL NUMBER  | SIZE     | OPTIONS+ |
| OSCR-3660-RT  | 36 x 60  | 1,438    |
| OSCR-3666-RT  | 36 x 66  | 1,606    |
| OSCR-3672-RT  | 36 x 72  | 1,659    |
| OSCR-3678-RT  | 36 x 78  | 1,832    |
| OSCR-3684-RT  | 36 x 84  | 1,886    |
| OSCR-3696-RT  | 36 x 96  | 1,995    |
| OSCR-36108-RT | 36 x 108 | 2,913    |
| OSCR-36120-RT | 36 x 120 | 3,239    |
| OSCR-36144-RT | 36 x 144 | 3,514    |
| OSCR-4278-RT  | 42 x 78  | 1,958    |
| OSCR-4284-RT  | 42 x 84  | 2,246    |
| OSCR-4296-RT  | 42 x 96  | 2,438    |
| OSCR-42108-RT | 42 x 108 | 2,961    |
| OSCR-42120-RT | 42 x 120 | 3,498    |
| OSCR-42144-RT | 42 x 144 | 3,892    |
| OSCR-4884-RT  | 48 x 84  | 2,375    |
| OSCR-4896-RT  | 48 x 96  | 2,538    |
| OSCR-48108-RT | 48 x 108 | 3,248    |
| OSCR-48120-RT | 48 x 120 | 3,548    |
| OSCR-48144-RT | 48 x 144 | 4,262    |

| Racetrack     |          |          |
|---------------|----------|----------|
| MODEL NUMBER  | SIZE     | OPTIONS+ |
| OSCR-3660-RC  | 36 x 60  | 1,865    |
| OSCR-3666-RC  | 36 x 66  | 1,979    |
| OSCR-3672-RC  | 36 x 72  | 2,028    |
| OSCR-3678-RC  | 36 x 78  | 2,242    |
| OSCR-3684-RC  | 36 x 84  | 2,387    |
| OSCR-3696-RC  | 36 x 96  | 2,409    |
| OSCR-36108-RC | 36 x 108 | 3,451    |
| OSCR-36120-RC | 36 x 120 | 3,863    |
| OSCR-36144-RC | 36 x 144 | 4,273    |
| OSCR-4278-RC  | 42 x 78  | 2,461    |
| OSCR-4284-RC  | 42 x 84  | 2,822    |
| OSCR-4296-RC  | 42 x 96  | 3,064    |
| OSCR-42108-RC | 42 x 108 | 3,530    |
| OSCR-42120-RC | 42 x 120 | 4,069    |
| OSCR-42144-RC | 42 x 144 | 4,673    |
| OSCR-4884-RC  | 48 x 84  | 2,975    |
| OSCR-4896-RC  | 48 x 96  | 3,066    |
| OSCR-48108-RC | 48 x 108 | 3,886    |
| OSCR-48120-RC | 48 x 120 | 4,151    |
| OSCR-48144-RC | 48 x 144 | 4,856    |

CONFERENCE TABLES

Oscar

CONFIGURE & PRICE



| Boat          |          |          |
|---------------|----------|----------|
| MODEL NUMBER  | SIZE     | OPTIONS+ |
| OSCR-3660-BT  | 36 x 60  | 1,702    |
| OSCR-3666-BT  | 36 x 66  | 1,823    |
| OSCR-3672-BT  | 36 x 72  | 1,870    |
| OSCR-3684-BT  | 36 x 84  | 2,446    |
| OSCR-3696-BT  | 36 x 96  | 2,474    |
| OSCR-36108-BT | 36 x 108 | 3,359    |
| OSCR-36120-BT | 36 x 120 | 4,146    |
| OSCR-36144-BT | 36 x 144 | 4,673    |
| OSCR-4278-BT  | 42 x 78  | 2,522    |
| OSCR-4284-BT  | 42 x 84  | 2,896    |
| OSCR-4296-BT  | 42 x 96  | 3,146    |
| OSCR-42108-BT | 42 x 108 | 3,622    |
| OSCR-42120-BT | 42 x 120 | 4,169    |
| OSCR-42144-BT | 42 x 144 | 4,799    |
| OSCR-4884-BT  | 48 x 84  | 3,055    |
| OSCR-4896-BT  | 48 x 96  | 3,156    |
| OSCR-48108-BT | 48 x 108 | 3,990    |
| OSCR-48120-BT | 48 x 120 | 4,265    |
| OSCR-48144-BT | 48 x 144 | 4,994    |

| Oval          |          |          |
|---------------|----------|----------|
| MODEL NUMBER  | SIZE     | OPTIONS+ |
| OSCR-3660-OV  | 36 x 60  | 2,023    |
| OSCR-3666-OV  | 36 x 66  | 2,155    |
| OSCR-3672-OV  | 36 x 72  | 2,099    |
| OSCR-3684-OV  | 36 x 84  | 2,628    |
| OSCR-3696-OV  | 36 x 96  | 2,671    |
| OSCR-36108-OV | 36 x 108 | 3,467    |
| OSCR-36120-OV | 36 x 120 | 4,278    |
| OSCR-36144-OV | 36 x 144 | 4,828    |
| OSCR-4278-OV  | 42 x 78  | 2,702    |
| OSCR-4284-OV  | 42 x 84  | 3,120    |
| OSCR-4296-OV  | 42 x 96  | 3,402    |
| OSCR-42108-OV | 42 x 108 | 3,900    |
| OSCR-42120-OV | 42 x 120 | 4,375    |
| OSCR-42144-OV | 42 x 144 | 5,066    |
| OSCR-4884-OV  | 48 x 84  | 3,094    |
| OSCR-4896-OV  | 48 x 96  | 3,419    |
| OSCR-48108-OV | 48 x 108 | 4,106    |
| OSCR-48120-OV | 48 x 120 | 4,626    |
| OSCR-48144-OV | 48 x 144 | 5,415    |

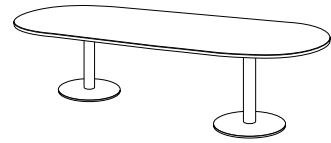
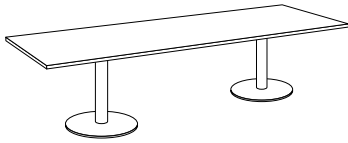
Oscar Options

| DESCRIPTION                                   | ADD-ON |
|---|--------|
| 2 Piece Tabletop Standard for sizes over 108" | -      |
| 1 Piece Tabletop for sizes up to 168"         | 586    |

\*An Oversize Fee has been implemented by freight carriers for all LTL shipments for pallets 8' and over.  
 96"-108" - additional 250.00 | 109"-168" - additional 350.00 | Per custom pallet

CONFERENCE TABLES  
**Sienna Conference**

CONFIGURE & PRICE



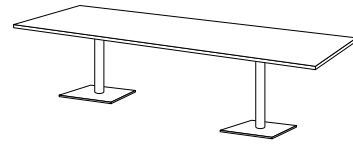
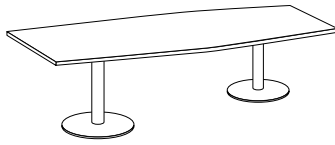
| Rectangle     |          |          |
|---------------|----------|----------|
| MODEL NUMBER  | SIZE     | OPTIONS+ |
| SIEN-2460-RT  | 24 x 60  | 1,590    |
| SIEN-2472-RT  | 24 x 72  | 1,703    |
| SIEN-2484-RT  | 24 x 84  | 1,848    |
| SIEN-2496-RT  | 24 x 96  | 1,979    |
| SIEN-24108-RT | 24 x 108 | 2,868    |
| SIEN-24120-RT | 24 x 120 | 2,900    |
| SIEN-3060-RT  | 30 x 60  | 1,954    |
| SIEN-3072-RT  | 30 x 72  | 2,071    |
| SIEN-3084-RT  | 30 x 84  | 2,233    |
| SIEN-3096-RT  | 30 x 96  | 2,381    |
| SIEN-30108-RT | 30 x 108 | 2,876    |
| SIEN-30120-RT | 30 x 120 | 3,446    |
| SIEN-3660-RT  | 36 x 60  | 2,317    |
| SIEN-3672-RT  | 36 x 72  | 2,451    |
| SIEN-3684-RT  | 36 x 84  | 2,638    |
| SIEN-3696-RT  | 36 x 96  | 2,796    |
| SIEN-36108-RT | 36 x 108 | 3,325    |
| SIEN-36120-RT | 36 x 120 | 3,347    |
| SIEN-36144-RT | 36 x 144 | 4,288    |
| SIEN-4284-RT  | 42 x 84  | 2,922    |
| SIEN-4296-RT  | 42 x 96  | 3,099    |
| SIEN-42108-RT | 42 x 108 | 3,699    |
| SIEN-42120-RT | 42 x 120 | 3,724    |
| SIEN-42144-RT | 42 x 144 | 4,735    |

| Racetrack     |          |          |
|---------------|----------|----------|
| MODEL NUMBER  | SIZE     | OPTIONS+ |
| SIEN-2460-RC  | 24 x 60  | 1,758    |
| SIEN-2472-RC  | 24 x 72  | 1,885    |
| SIEN-2484-RC  | 24 x 84  | 2,026    |
| SIEN-2496-RC  | 24 x 96  | 2,139    |
| SIEN-24108-RC | 24 x 108 | 3,064    |
| SIEN-24120-RC | 24 x 120 | 3,072    |
| SIEN-3060-RC  | 30 x 60  | 2,192    |
| SIEN-3072-RC  | 30 x 72  | 2,288    |
| SIEN-3084-RC  | 30 x 84  | 2,474    |
| SIEN-3096-RC  | 30 x 96  | 2,580    |
| SIEN-30108-RC | 30 x 108 | 3,331    |
| SIEN-30120-RC | 30 x 120 | 3,749    |
| SIEN-3660-RC  | 36 x 60  | 2,317    |
| SIEN-3672-RC  | 36 x 72  | 2,451    |
| SIEN-3684-RC  | 36 x 84  | 2,638    |
| SIEN-3696-RC  | 36 x 96  | 2,796    |
| SIEN-36108-RC | 36 x 108 | 3,325    |
| SIEN-36120-RC | 36 x 120 | 3,347    |
| SIEN-36144-RC | 36 x 144 | 4,288    |
| SIEN-4284-RC  | 42 x 84  | 2,922    |
| SIEN-4296-RC  | 42 x 96  | 3,099    |
| SIEN-42108-RC | 42 x 108 | 3,699    |
| SIEN-42120-RC | 42 x 120 | 3,724    |
| SIEN-42144-RC | 42 x 144 | 4,735    |

CONFERENCE TABLES

**Sienna Conference**

CONFIGURE & PRICE



| Boat          |          |          |
|---------------|----------|----------|
| MODEL NUMBER  | SIZE     | OPTIONS+ |
| SIEN-2460-BT  | 24 x 60  | 1590     |
| SIEN-2472-BT  | 24 x 72  | 1703     |
| SIEN-2484-BT  | 24 x 84  | 1848     |
| SIEN-2496-BT  | 24 x 96  | 1979     |
| SIEN-24108-BT | 24 x 108 | 2868     |
| SIEN-24120-BT | 24 x 120 | 2900     |
| SIEN-3060-BT  | 30 x 60  | 1954     |
| SIEN-3072-BT  | 30 x 72  | 2071     |
| SIEN-3084-BT  | 30 x 84  | 2233     |
| SIEN-3096-BT  | 30 x 96  | 2381     |
| SIEN-30108-BT | 30 x 108 | 2876     |
| SIEN-30120-BT | 30 x 120 | 3446     |
| SIEN-3660-BT  | 36 x 60  | 2317     |
| SIEN-3672-BT  | 36 x 72  | 2451     |
| SIEN-3684-BT  | 36 x 84  | 2638     |
| SIEN-3696-BT  | 36 x 96  | 2796     |
| SIEN-36108-BT | 36 x 108 | 3325     |
| SIEN-36120-BT | 36 x 120 | 3347     |
| SIEN-36144-BT | 36 x 144 | 4288     |
| SIEN-4284-BT  | 42 x 84  | 2922     |
| SIEN-4296-BT  | 42 x 96  | 3099     |
| SIEN-42108-BT | 42 x 108 | 3699     |
| SIEN-42120-BT | 42 x 120 | 3724     |
| SIEN-42144-BT | 42 x 144 | 4735     |

| Oval          |          |          |
|---------------|----------|----------|
| MODEL NUMBER  | SIZE     | OPTIONS+ |
| SIEN-2460-BT  | 24 x 60  | 1,590    |
| SIEN-2472-BT  | 24 x 72  | 1,703    |
| SIEN-2484-BT  | 24 x 84  | 1,848    |
| SIEN-2496-BT  | 24 x 96  | 1,979    |
| SIEN-24108-BT | 24 x 108 | 2,868    |
| SIEN-24120-BT | 24 x 120 | 2,900    |
| SIEN-3060-BT  | 30 x 60  | 1,954    |
| SIEN-3072-BT  | 30 x 72  | 2,071    |
| SIEN-3084-BT  | 30 x 84  | 2,233    |
| SIEN-3096-BT  | 30 x 96  | 2,381    |
| SIEN-30108-BT | 30 x 108 | 2,876    |
| SIEN-30120-BT | 30 x 120 | 3,446    |
| SIEN-3660-BT  | 36 x 60  | 2,317    |
| SIEN-3672-BT  | 36 x 72  | 2,451    |
| SIEN-3684-BT  | 36 x 84  | 2,638    |
| SIEN-3696-BT  | 36 x 96  | 2,796    |
| SIEN-36108-BT | 36 x 108 | 3,325    |
| SIEN-36120-BT | 36 x 120 | 3,347    |
| SIEN-36144-BT | 36 x 144 | 4,288    |
| SIEN-4284-BT  | 42 x 84  | 2,922    |
| SIEN-4296-BT  | 42 x 96  | 3,099    |
| SIEN-42108-BT | 42 x 108 | 3,699    |
| SIEN-42120-BT | 42 x 120 | 3,724    |
| SIEN-42144-BT | 42 x 144 | 4,735    |

**Sienna Conference Options**

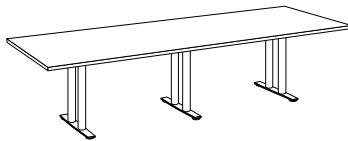
| MODEL NUMBER                                  | DESCRIPTION                       | ADD-ON |
|---|-----------------------------------|--------|
| -BH   | Bar Height                        | 126    |
| -CUSTHT1                                      | Custom Height between 5" - 28.99" | 136    |
| -CUSTHT2                                      | Custom Height between 29" - 42"   | 262    |
| 2 Piece Tabletop Standard for sizes over 108" |                                   | -      |
| 1 Piece Tabletop for sizes up to 168"         |                                   | 586    |

\*An Oversize Fee has been implemented by freight carriers for all LTL shipments for pallets 8' and over.  
 96"-108" - additional 250.00 | 109" -168" - additional 350.00 | Per custom pallet

CONFERENCE TABLES

**Sienna 2TL**

**CONFIGURE & PRICE**



| Rectangle       |          |          |
|-----------------|----------|----------|
| MODEL NUMBER    | SIZE     | OPTIONS+ |
| SIENTL-3660-RT  | 36 x 60  | 1,848    |
| SIENTL-3666-RT  | 36 x 66  | 1,964    |
| SIENTL-3672-RT  | 36 x 72  | 1,974    |
| SIENTL-3678-RT  | 36 x 78  | 2,089    |
| SIENTL-3684-RT  | 36 x 84  | 2,228    |
| SIENTL-3696-RT  | 36 x 96  | 2,314    |
| SIENTL-36108-RT | 36 x 108 | 3,277    |
| SIENTL-36120-RT | 36 x 120 | 3,298    |
| SIENTL-36144-RT | 36 x 144 | 3,468    |
| SIENTL-4278-RT  | 42 x 78  | 2,343    |
| SIENTL-4284-RT  | 42 x 84  | 2,425    |
| SIENTL-4296-RT  | 42 x 96  | 2,517    |
| SIENTL-42108-RT | 42 x 108 | 3,624    |
| SIENTL-42120-RT | 42 x 120 | 3,658    |
| SIENTL-42144-RT | 42 x 144 | 3,982    |
| SIENTL-4884-RT  | 48 x 84  | 2,524    |
| SIENTL-4896-RT  | 48 x 96  | 2,568    |
| SIENTL-48108-RT | 48 x 108 | 3,723    |
| SIENTL-48120-RT | 48 x 120 | 3,888    |
| SIENTL-48144-RT | 48 x 144 | 4,085    |

**Sienna 2TL Options**

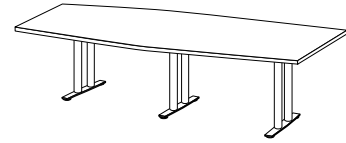
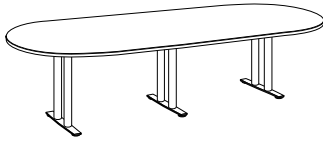
| MODEL NUMBER | DESCRIPTION                                   | ADD-ON         |                  |
|--------------|---|----------------|------------------|
|              |   | UP TO 96" LONG | 108" - 144" LONG |
| -BH          | Bar Height 42"                                | 252            | 378              |
| -SC          | Skate Casters                                 | 128            | 192              |
|              | 2 Piece Tabletop Standard for sizes over 108" | -              | -                |
|              | 1 Piece Tabletop for sizes up to 168"         | -              | 586              |



CONFERENCE TABLES

**Sienna 2TL**

**CONFIGURE & PRICE**



| Racetrack       |          |          |
|-----------------|----------|----------|
| MODEL NUMBER    | SIZE     | OPTIONS+ |
| SIENTL-3660-RC  | 36 x 60  | 2,317    |
| SIENTL-3672-RC  | 36 x 72  | 2,442    |
| SIENTL-3684-RC  | 36 x 84  | 2,638    |
| SIENTL-3696-RC  | 36 x 96  | 2,796    |
| SIENTL-36108-RC | 36 x 108 | 3,325    |
| SIENTL-36120-RC | 36 x 120 | 3,347    |
| SIENTL-36144-RC | 36 x 144 | 4,288    |
| SIENTL-4284-RC  | 42 x 84  | 2,957    |
| SIENTL-4296-RC  | 42 x 96  | 3,099    |
| SIENTL-42108-RC | 42 x 108 | 3,699    |
| SIENTL-42120-RC | 42 x 120 | 3,724    |
| SIENTL-42144-RC | 42 x 144 | 4,735    |
| SIENTL-4884-RC  | 48 x 84  | 2,922    |
| SIENTL-4896-RC  | 48 x 96  | 3,099    |
| SIENTL-48108-RC | 48 x 108 | 3,699    |
| SIENTL-48120-RC | 48 x 120 | 3,724    |
| SIENTL-48144-RC | 48 x 144 | 4,735    |

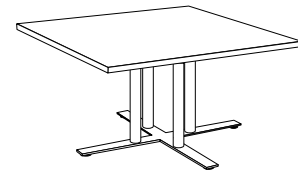
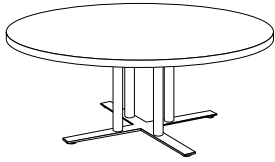
| Racetrack       |          |          |
|-----------------|----------|----------|
| MODEL NUMBER    | SIZE     | OPTIONS+ |
| SIENTL-3660-BT  | 36 x 60  | 2,317    |
| SIENTL-3672-BT  | 36 x 72  | 2,442    |
| SIENTL-3684-BT  | 36 x 84  | 2,638    |
| SIENTL-3696-BT  | 36 x 96  | 2,796    |
| SIENTL-36108-BT | 36 x 108 | 3,325    |
| SIENTL-36120-BT | 36 x 120 | 3,347    |
| SIENTL-36144-BT | 36 x 144 | 4,288    |
| SIENTL-4284-BT  | 42 x 84  | 2,957    |
| SIENTL-4296-BT  | 42 x 96  | 3,099    |
| SIENTL-42108-BT | 42 x 108 | 3,699    |
| SIENTL-42120-BT | 42 x 120 | 3,724    |
| SIENTL-42144-BT | 42 x 144 | 4,735    |
| SIENTL-4884-BT  | 48 x 84  | 2,922    |
| SIENTL-4896-BT  | 48 x 96  | 3,099    |
| SIENTL-48108-BT | 48 x 108 | 3,699    |
| SIENTL-48120-BT | 48 x 120 | 3,724    |
| SIENTL-48144-BT | 48 x 144 | 4,735    |

\*An Oversize Fee has been implemented by freight carriers for all LTL shipments for pallets 8' and over.  
 96"-108" - additional 250.00 | 109"-168" - additional 350.00 | Per custom pallet

CONFERENCE TABLES

**Sienna 4X**

**CONFIGURE & PRICE**



| Round        |      |          |
|--------------|------|----------|
| MODEL NUMBER | SIZE | OPTIONS+ |
| SIENX-54     | 54"  | 1,722    |
| SIENX-60     | 60"  | 2,362    |
| SIENX-66     | 66"  | 3,318    |
| SIENX-72     | 72"  | 3,453    |

| Square       |         |          |
|--------------|---------|----------|
| MODEL NUMBER | SIZE    | OPTIONS+ |
| SIENX-5454   | 54 x 54 | 1,626    |
| SIENX-6060   | 60 x 60 | 2,264    |

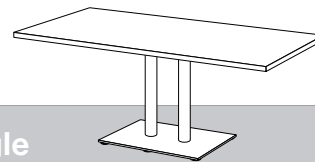
**Sienna 4X Options**

| MODEL NUMBER | DESCRIPTION                       | ADD-ON |
|--------------|-----------------------------------|--------|
| -BH          | Bar Height                        | 252    |
| -SLG         | Self Leveling Glides              | 84     |
| -SC          | Skate Casters                     | 128    |
| -CUSTHT1     | Custom Height between 5" - 28.99" | 272    |
| -CUSTHT2     | Custom Height between 29" - 42"   | 524    |

CONFERENCE TABLES

**Sienna Rectangle**

**CONFIGURE & PRICE**



| Rectangle      |         |          |
|----------------|---------|----------|
| MODEL NUMBER   | SIZE    | OPTIONS+ |
| SIENPL-3660-RT | 36 x 60 | 1,872    |
| SIENPL-3666-RT | 36 x 66 | 1,988    |
| SIENPL-3672-RT | 36 x 72 | 1,999    |
| SIENPL-3678-RT | 36 x 78 | 2,115    |
| SIENPL-4278-RT | 42 x 78 | 2,369    |

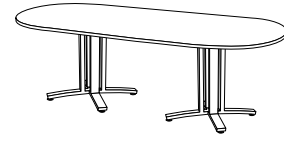
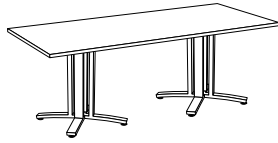
**Sienna Rectangle Options**

| MODEL NUMBER | DESCRIPTION | ADD-ON |
|--------------|-------------|--------|
| -BH          | Bar Height  | 126    |

CONFERENCE TABLES

**Structure 4X**

CONFIGURE & PRICE



| Rectangle        |          |          |
|------------------|----------|----------|
| MODEL NUMBER     | SIZE     | OPTIONS+ |
| STRU-4X-2460-RT  | 24 x 60  | 1,683    |
| STRU-4X-2466-RT  | 24 x 66  | 1,726    |
| STRU-4X-2472-RT  | 24 x 72  | 1,776    |
| STRU-4X-2484-RT  | 24 x 84  | 1,993    |
| STRU-4X-2496-RT  | 24 x 96  | 2,213    |
| STRU-4X-3060-RT  | 30 x 60  | 1,841    |
| STRU-4X-3066-RT  | 30 x 66  | 1,879    |
| STRU-4X-3072-RT  | 30 x 72  | 1,952    |
| STRU-4X-3084-RT  | 30 x 84  | 2,291    |
| STRU-4X-3096-RT  | 30 x 96  | 2,483    |
| STRU-4X-3660-RT  | 36 x 60  | 2,111    |
| STRU-4X-3666-RT  | 36 x 66  | 2,204    |
| STRU-4X-3672-RT  | 36 x 72  | 2,417    |
| STRU-4X-3684-RT  | 36 x 84  | 2,532    |
| STRU-4X-3696-RT  | 36 x 96  | 2,725    |
| STRU-4X-36108-RT | 36 x 108 | 3,201    |
| STRU-4X-36120-RT | 36 x 120 | 3,525    |
| STRU-4X-4272-RT  | 42 x 72  | 2,483    |
| STRU-4X-4284-RT  | 42 x 84  | 2,896    |
| STRU-4X-4296-RT  | 42 x 96  | 3,077    |
| STRU-4X-42108-RT | 42 x 108 | 3,493    |
| STRU-4X-42120-RT | 42 x 120 | 3,673    |
| STRU-4X-4884-RT  | 48 x 84  | 2,996    |
| STRU-4X-4896-RT  | 48 x 96  | 3,156    |
| STRU-4X-48108-RT | 48 x 108 | 3,756    |
| STRU-4X-48120-RT | 48 x 120 | 4,036    |

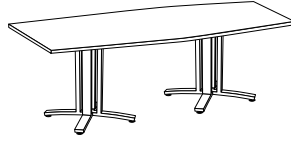
| Racetrack        |          |          |
|------------------|----------|----------|
| MODEL NUMBER     | SIZE     | OPTIONS+ |
| STRU-4X-2460-RC  | 24 x 60  | 1,815    |
| STRU-4X-2466-RC  | 24 x 66  | 1,879    |
| STRU-4X-2472-RC  | 24 x 72  | 2,027    |
| STRU-4X-2484-RC  | 24 x 84  | 2,292    |
| STRU-4X-2496-RC  | 24 x 96  | 2,452    |
| STRU-4X-3060-RC  | 30 x 60  | 2,010    |
| STRU-4X-3066-RC  | 30 x 66  | 2,048    |
| STRU-4X-3072-RC  | 30 x 72  | 2,139    |
| STRU-4X-3084-RC  | 30 x 84  | 2,632    |
| STRU-4X-3096-RC  | 30 x 96  | 2,763    |
| STRU-4X-3660-RC  | 36 x 60  | 2,301    |
| STRU-4X-3666-RC  | 36 x 66  | 2,502    |
| STRU-4X-3672-RC  | 36 x 72  | 2,543    |
| STRU-4X-3684-RC  | 36 x 84  | 2,906    |
| STRU-4X-3696-RC  | 36 x 96  | 3,035    |
| STRU-4X-36108-RC | 36 x 108 | 3,575    |
| STRU-4X-36120-RC | 36 x 120 | 3,898    |
| STRU-4X-4272-RC  | 42 x 72  | 2,765    |
| STRU-4X-4284-RC  | 42 x 84  | 3,258    |
| STRU-4X-4296-RC  | 42 x 96  | 3,492    |
| STRU-4X-42108-RC | 42 x 108 | 3,947    |
| STRU-4X-42120-RC | 42 x 120 | 4,171    |
| STRU-4X-4884-RC  | 48 x 84  | 3,390    |
| STRU-4X-4896-RC  | 48 x 96  | 3,582    |
| STRU-4X-48108-RC | 48 x 108 | 4,261    |
| STRU-4X-48120-RC | 48 x 120 | 4,624    |

**Structure 4X Options**

| DESCRIPTION                                   | ADD-ON |
|---|--------|
| 2 Piece Tabletop Standard for sizes over 108" | -      |
| 1 Piece Tabletop for sizes up to 168"         | 586    |

CONFERENCE TABLES  
**Structure 4X**

CONFIGURE & PRICE



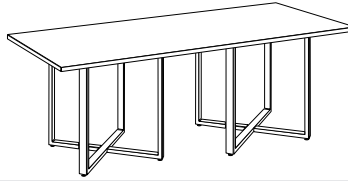
| Boat             |          |          |
|------------------|----------|----------|
| MODEL NUMBER     | SIZE     | OPTIONS+ |
| STRU-4X-2460-BT  | 24 x 60  | 1,866    |
| STRU-4X-2466-BT  | 24 x 66  | 1,928    |
| STRU-4X-2472-BT  | 24 x 72  | 2,078    |
| STRU-4X-2484-BT  | 24 x 84  | 2,372    |
| STRU-4X-2496-BT  | 24 x 96  | 2,543    |
| STRU-4X-3060-BT  | 30 x 60  | 2,067    |
| STRU-4X-3066-BT  | 30 x 66  | 2,120    |
| STRU-4X-3072-BT  | 30 x 72  | 2,301    |
| STRU-4X-3084-BT  | 30 x 84  | 2,735    |
| STRU-4X-3096-BT  | 30 x 96  | 2,875    |
| STRU-4X-3660-BT  | 36 x 60  | 2,380    |
| STRU-4X-3666-BT  | 36 x 66  | 2,502    |
| STRU-4X-3672-BT  | 36 x 72  | 2,591    |
| STRU-4X-3684-BT  | 36 x 84  | 2,955    |
| STRU-4X-3696-BT  | 36 x 96  | 3,098    |
| STRU-4X-36108-BT | 36 x 108 | 3,645    |
| STRU-4X-36120-BT | 36 x 120 | 3,988    |
| STRU-4X-4272-BT  | 42 x 72  | 2,804    |
| STRU-4X-4284-BT  | 42 x 84  | 3,331    |
| STRU-4X-4296-BT  | 42 x 96  | 3,572    |
| STRU-4X-42108-BT | 42 x 108 | 4,028    |
| STRU-4X-42120-BT | 42 x 120 | 4,261    |
| STRU-4X-4884-BT  | 48 x 84  | 3,462    |
| STRU-4X-4896-BT  | 48 x 96  | 3,671    |
| STRU-4X-48108-BT | 48 x 108 | 4,360    |
| STRU-4X-48120-BT | 48 x 120 | 4,746    |

\*An Oversize Fee has been implemented by freight carriers for all LTL shipments for pallets 8' and over.  
 96"-108" - additional 250.00 | 109"-168" - additional 350.00 | Per custom pallet

CONFERENCE TABLES

**Structure Cube**

**CONFIGURE & PRICE**



| Rectangle        |          |          |          |
|------------------|----------|----------|----------|
| MODEL NUMBER     | SIZE     | OPTIONS+ | 5-DAY QS |
| STRU-CU-3666-RT  | 36 x 66  | 2,198    | 2,417    |
| STRU-CU-3672-RT  | 36 x 72  | 2,321    | 2,556    |
| STRU-CU-3684-RT  | 36 x 84  | 2,611    | 2,871    |
| STRU-CU-3696-RT  | 36 x 96  | 2,720    | 2,992    |
| STRU-CU-36108-RT | 36 x 108 | 3,091    | -        |
| STRU-CU-36120-RT | 36 x 120 | 3,391    | -        |
| STRU-CU-4272-RT  | 42 x 72  | 2,713    | -        |
| STRU-CU-4284-RT  | 42 x 84  | 3,171    | -        |
| STRU-CU-4296-RT  | 42 x 96  | 3,381    | -        |
| STRU-CU-42108-RT | 42 x 108 | 3,735    | -        |
| STRU-CU-42120-RT | 42 x 120 | 3,815    | -        |
| STRU-CU-4884-RT  | 48 x 84  | 3,480    | -        |
| STRU-CU-4896-RT  | 48 x 96  | 3,663    | -        |
| STRU-CU-48108-RT | 48 x 108 | 4,036    | -        |
| STRU-CU-48120-RT | 48 x 120 | 4,329    | -        |
| STRU-CU-6096-RT  | 60 x 96  | 3,670    | -        |
| STRU-CU-60108-RT | 60 x 108 | 3,973    | -        |
| STRU-CU-60120-RT | 60 x 120 | 4,265    | -        |

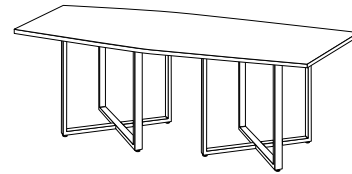
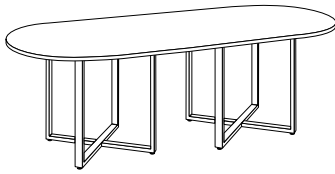
**Structure Cube Options**

| DESCRIPTION                                   | ADD-ON |
|---|--------|
| 2 Piece Tabletop Standard for sizes over 108" | -      |
| 1 Piece Tabletop for sizes up to 168"         | 586    |

\*An Oversize Fee has been implemented by freight carriers for all LTL shipments for pallets 8' and over.  
 96"-108" - additional 250.00 | 109"-168" - additional 350.00 | Per custom pallet

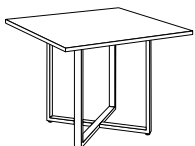

# Structure Cube

CONFIGURE & PRICE



| Racetrack        |          |          |
|------------------|----------|----------|
| MODEL NUMBER     | SIZE     | OPTIONS+ |
| STRU-CU-3666-RC  | 36 x 66  | 2,364    |
| STRU-CU-3672-RC  | 36 x 72  | 2,502    |
| STRU-CU-3684-RC  | 36 x 84  | 2,865    |
| STRU-CU-3696-RC  | 36 x 96  | 2,996    |
| STRU-CU-36108-RC | 36 x 108 | 3,535    |
| STRU-CU-36120-RC | 36 x 120 | 3,937    |
| STRU-CU-4272-RC  | 42 x 72  | 2,846    |
| STRU-CU-4284-RC  | 42 x 84  | 3,341    |
| STRU-CU-4296-RC  | 42 x 96  | 3,572    |
| STRU-CU-42108-RC | 42 x 108 | 4,028    |
| STRU-CU-42120-RC | 42 x 120 | 4,250    |
| STRU-CU-4884-RC  | 48 x 84  | 3,671    |
| STRU-CU-4896-RC  | 48 x 96  | 3,863    |
| STRU-CU-48108-RC | 48 x 108 | 4,543    |
| STRU-CU-48120-RC | 48 x 120 | 4,906    |
| STRU-CU-6096-RC  | 60 x 96  | 3,790    |
| STRU-CU-60108-RC | 60 x 108 | 4,455    |
| STRU-CU-60120-RC | 60 x 120 | 4,774    |

| Racetrack        |          |          |
|------------------|----------|----------|
| MODEL NUMBER     | SIZE     | OPTIONS+ |
| STRU-CU-3672-BT  | 36 x 72  | 2,551    |
| STRU-CU-3684-BT  | 36 x 84  | 2,917    |
| STRU-CU-3696-BT  | 36 x 96  | 3,056    |
| STRU-CU-36108-BT | 36 x 108 | 3,614    |
| STRU-CU-36120-BT | 36 x 120 | 4,020    |
| STRU-CU-4272-BT  | 42 x 72  | 2,896    |
| STRU-CU-4284-BT  | 42 x 84  | 3,410    |
| STRU-CU-4296-BT  | 42 x 96  | 3,652    |
| STRU-CU-42108-BT | 42 x 108 | 4,108    |
| STRU-CU-42120-BT | 42 x 120 | 4,341    |
| STRU-CU-4884-BT  | 48 x 84  | 3,744    |
| STRU-CU-4896-BT  | 48 x 96  | 3,955    |
| STRU-CU-48108-BT | 48 x 108 | 4,653    |
| STRU-CU-48120-BT | 48 x 120 | 5,027    |
| STRU-CU-6096-BT  | 60 x 96  | 3,863    |
| STRU-CU-60108-BT | 60 x 108 | 4,563    |
| STRU-CU-60120-BT | 60 x 120 | 4,930    |

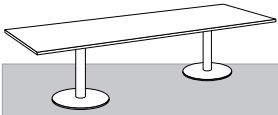


|        | MODEL NUMBER    | SIZE    | BEST VALUE | OPTIONS+ | 5-DAY QS |
|--------|-----------------|---------|------------|----------|----------|
| Round  | STRU-CU-42-RD   | 42"     | 1,222      | 1,697    | 1,867    |
|        | STRU-CU-48-RD   | 48"     | -          | 1,864    | 2,050    |
|        | STRU-CU-54-RD   | 54"     | -          | 2,166    | 2,384    |
|        | STRU-CU-60-RD   | 60"     | -          | 2,319    | 2,550    |
|        | STRU-CU-72-RD   | 72"     | -          | 3,474    | 3,821    |
| Square | STRU-CU-4242-SQ | 42 x 42 | 1,242      | 1,522    | 1,675    |
|        | STRU-CU-4848-SQ | 48 x 48 | -          | 1,776    | 1,953    |
|        | STRU-CU-5454-SQ | 54 x 54 | -          | 1,829    | 2,012    |
|        | STRU-CU-6060-SQ | 60 x 60 | -          | 1,945    | 2,140    |

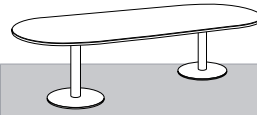
CONFERENCE TABLES

Venice

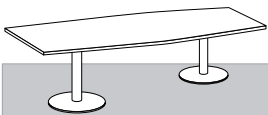
CONFIGURE & PRICE




| Rectangle     |          |          |
|---------------|----------|----------|
| MODEL NUMBER  | SIZE     | OPTIONS+ |
| VNCE-3660-RT  | 36 x 60  | 2,099    |
| VNCE-3666-RT  | 36 x 66  | 2,210    |
| VNCE-3672-RT  | 36 x 72  | 2,260    |
| VNCE-3678-RT  | 36 x 78  | 2,430    |
| VNCE-3684-RT  | 36 x 84  | 2,547    |
| VNCE-3696-RT  | 36 x 96  | 2,655    |
| VNCE-36108-RT | 36 x 108 | 3,879    |
| VNCE-36120-RT | 36 x 120 | 4,142    |
| VNCE-36144-RT | 36 x 144 | 6,786    |
| VNCE-4278-RT  | 42 x 78  | 2,085    |
| VNCE-4284-RT  | 42 x 84  | 2,372    |
| VNCE-4296-RT  | 42 x 96  | 2,563    |
| VNCE-42108-RT | 42 x 102 | 3,087    |
| VNCE-42120-RT | 42 x 120 | 3,314    |
| VNCE-42144-RT | 42 x 144 | 5,705    |



| Racetrack     |          |          |
|---------------|----------|----------|
| MODEL NUMBER  | SIZE     | OPTIONS+ |
| VNCE-3660-RC  | 36 x 60  | 2,379    |
| VNCE-3666-RC  | 36 x 66  | 2,494    |
| VNCE-3672-RC  | 36 x 72  | 2,545    |
| VNCE-3678-RC  | 36 x 78  | 2,759    |
| VNCE-3684-RC  | 36 x 84  | 2,904    |
| VNCE-3696-RC  | 36 x 96  | 3,128    |
| VNCE-36108-RC | 36 x 108 | 3,693    |
| VNCE-36120-RC | 36 x 120 | 4,105    |
| VNCE-36144-RC | 36 x 144 | 5,122    |
| VNCE-4278-RC  | 42 x 78  | 3,777    |
| VNCE-4284-RC  | 42 x 84  | 4,135    |
| VNCE-4296-RC  | 42 x 96  | 4,376    |
| VNCE-42108-RC | 42 x 108 | 4,846    |
| VNCE-42120-RC | 42 x 120 | 5,684    |
| VNCE-42144-RC | 42 x 144 | 6,289    |



| Boat          |          |          |
|---------------|----------|----------|
| MODEL NUMBER  | SIZE     | OPTIONS+ |
| VNCE-3660-BT  | 36 x 60  | 2,417    |
| VNCE-3666-BT  | 36 x 66  | 2,539    |
| VNCE-3672-BT  | 36 x 72  | 2,585    |
| VNCE-3684-BT  | 36 x 84  | 2,963    |
| VNCE-3696-BT  | 36 x 96  | 3,192    |
| VNCE-36108-BT | 36 x 108 | 3,679    |
| VNCE-36120-BT | 36 x 120 | 4,106    |
| VNCE-36144-BT | 36 x 144 | 4,580    |
| VNCE-4278-BT  | 42 x 78  | 2,505    |
| VNCE-4284-BT  | 42 x 84  | 2,874    |
| VNCE-4296-BT  | 42 x 96  | 3,127    |
| VNCE-42108-BT | 42 x 108 | 3,603    |
| VNCE-42120-BT | 42 x 120 | 3,838    |
| VNCE-42144-BT | 42 x 144 | 6,413    |



| Boat          |          |          |
|---------------|----------|----------|
| MODEL NUMBER  | SIZE     | OPTIONS+ |
| VNCE-3660-OV  | 36 x 60  | 2,535    |
| VNCE-3666-OV  | 36 x 66  | 2,671    |
| VNCE-3672-OV  | 36 x 72  | 2,813    |
| VNCE-3684-OV  | 36 x 84  | 3,146    |
| VNCE-3696-OV  | 36 x 96  | 3,390    |
| VNCE-36108-OV | 36 x 108 | 3,909    |
| VNCE-36120-OV | 36 x 120 | 4,386    |
| VNCE-36144-OV | 36 x 144 | 4,911    |
| VNCE-4278-OV  | 42 x 78  | 2,682    |
| VNCE-4284-OV  | 42 x 84  | 3,101    |
| VNCE-4296-OV  | 42 x 96  | 3,380    |
| VNCE-42108-OV | 42 x 108 | 3,879    |
| VNCE-42120-OV | 42 x 120 | 4,142    |
| VNCE-42144-OV | 42 x 144 | 6,786    |

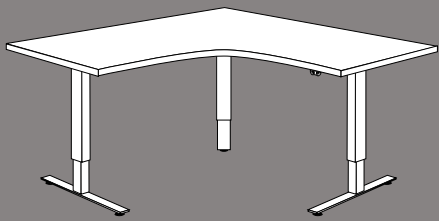
| MODEL NUMBER | DESCRIPTION                                   | ADD-ON          |                  |
|--------------|---|-----------------|------------------|
|              |   | UP TO 120" LONG | 144" LONG        |
| -BH          | Bar Height 42"                                | 170             | 255              |
|              |   | UP TO 96" LONG  | 108" - 144" LONG |
|              | 2 Piece Tabletop Standard for sizes over 108" | -               | -                |
|              | 1 Piece Tabletop for sizes 108" to 168"       | -               | 586              |

CONFERENCE TABLES

## Accessories for Conference Tables

| OPTION                  | DESCRIPTION   | PRICE   |
|-------------------------|---|---|
| Grommet                 | Round or Rectangle  | Visit<br><a href="http://specialt.net">specialt.net</a> |
| Power & Data Management | Burele, EZ Power, Interact G2, Cove, Oasis, Stafford, Villa, Qi Wireless Charger  |   |
| Wire Management         | Loop Clips, Velcro Loop, Cable Grip, J-shape Wire Channel, Snap Wire Channel, Wire Trough, Wire Tray, 1" Wire Channel, Magnetic Channel, Adjustable Spine, Integrated |   |
| Chairs                  | Task, Stacking, Flipper, Sled   |   |





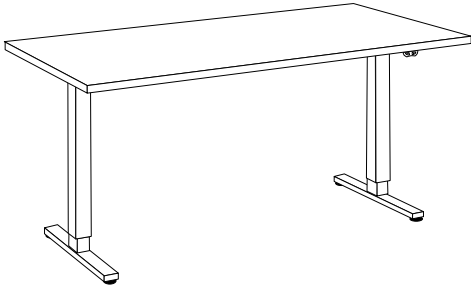
## HEIGHT ADJUSTABLE TABLES

HEIGHT ADJUSTABLE

## Liberty Electric Tables

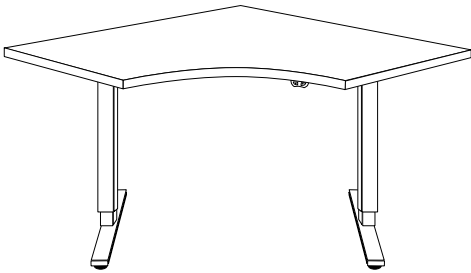
CONFIGURE & PRICE

### Rectangle | 2-Legs | Two Stage



| MODEL NUMBER | SIZE  | BEST VALUE | OPTIONS+ | 5-DAY QS |
|--------------|-------|------------|----------|----------|
| LIB-2448     | 24x48 | 1,459      | 1,647    | 1,812    |
| LIB-2454     | 24x54 | -          | 1,712    | 1,884    |
| LIB-2460     | 24x60 | 1,485      | 1,735    | 1,909    |
| LIB-2466     | 24x66 | -          | 1,793    | 1,974    |
| LIB-2472     | 24x72 | 1,508      | 1,808    | 1,989    |
| LIB-3048     | 30x48 | -          | 1,707    | 1,878    |
| LIB-3054     | 30x54 | -          | 1,786    | 1,965    |
| LIB-3060     | 30x60 | 1,508      | 1,808    | 1,989    |
| LIB-3066     | 30x66 | -          | 1,881    | 2,071    |
| LIB-3072     | 30x72 | 1,606      | 1,896    | 2,086    |

### 2-Legs | Two Stage



| SHAPE        | MODEL NUMBER | SIZE         | OPTIONS+ |
|--------------|--------------|--------------|----------|
| Equal Corner | LIB-4224-EC  | 42 x 42 x 24 | 2,571    |
|              | LIB-4824-EC  | 48 x 48 x 24 | 2,626    |
| Trapezoid    | LIB-3060-TRA | 30 x 60      | 2,283    |
|              | LIB-3072-TRA | 30 x 72      | 2,320    |
| Half-Round   | LIB-3060-HRD | 30 x 60      | 2,116    |
| Crescent     | LIB-2448-CRE | 24 x 48 x 75 | 2,393    |
|              | LIB-2460-CRE | 24 x 60 x 94 | 2,576    |
|              | LIB-3048-CRE | 30 x 48 x 75 | 2,393    |
|              | LIB-3060-CRE | 30 x 60 x 94 | 2,665    |

### Liberty Electric Options

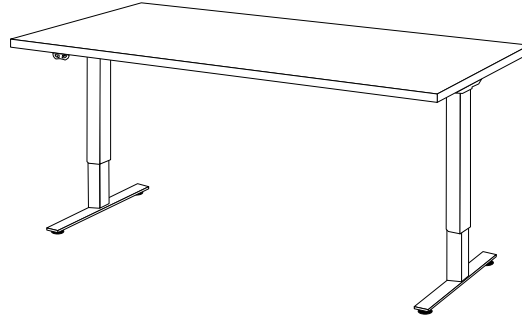
| ITEM        | DESCRIPTION                                       | ADD-ON |
|-------------|---|--------|
| Handset     | Standard Up/Down Switch (by default)              | 0      |
|             | Digital Display with Memory Preset                | 110    |
| Base Option | 2S - 2 Stage: 27" - 46" height range (by default) | 0      |

HEIGHT ADJUSTABLE

## Patriot Electric Tables

CONFIGURE & PRICE

Rectangle | 2-Legs | Two Stage

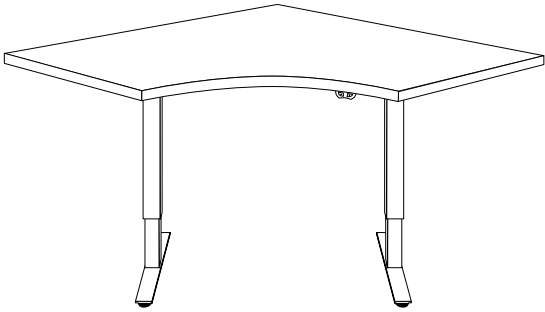


| MODEL NUMBER | SIZE  | BEST VALUE | OPTIONS+ | 5-DAY QS |
|--------------|-------|------------|----------|----------|
| PATR-2448    | 24x48 | 1,996      | 2,184    | 2,403    |
| PATR-2454    | 24x54 | -          | 2,264    | 2,491    |
| PATR-2460    | 24x60 | 2,043      | 2,293    | 2,523    |
| PATR-2466    | 24x66 | -          | 2,321    | 2,556    |
| PATR-2472    | 24x72 | 2,037      | 2,337    | 2,571    |
| PATR-2478    | 24x78 | -          | 2,469    | 2,716    |
| PATR-2484    | 24x84 | -          | 2,590    | 2,849    |
| PATR-3048    | 30x48 | -          | 2,257    | 2,483    |
| PATR-3054    | 30x54 | -          | 2,330    | 2,563    |
| PATR-3060    | 30x60 | 2,051      | 2,351    | 2,587    |
| PATR-3066    | 30x66 | -          | 2,396    | 2,635    |
| PATR-3072    | 30x72 | 2,135      | 2,425    | 2,668    |
| PATR-3078    | 30x78 | -          | 2,681    | 2,950    |
| PATR-3084    | 30x84 | -          | 2,827    | 3,111    |

HEIGHT ADJUSTABLE

## Patriot Electric Tables

### Equal Corner | 2-Legs | Two Stage

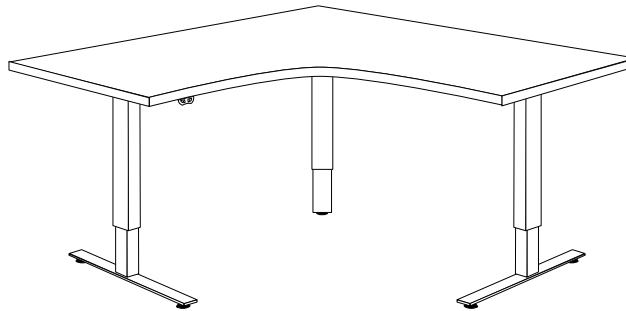


[CONFIGURE & PRICE](#)

| MODEL NUMBER | SIZE         | OPTIONS+ |
|--------------|--------------|----------|
| PATR-4224-EC | 42 x 42 x 24 | 2,571    |
| PATR-4824-EC | 48 x 48 x 24 | 2,626    |
| PATR-4830-EC | 48 x 48 x 30 | 2,420    |

### Equal Corner | 3-Legs | Two Stage

[CONFIGURE & PRICE](#)

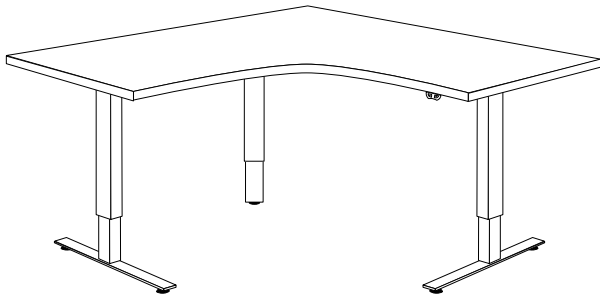


| MODEL NUMBER | SIZE         | HPL   |
|--------------|--------------|-------|
| PATR-6024-EC | 60 x 60 x 24 | 3,814 |
| PATR-6030-EC | 60 x 60 x 30 | 3,997 |
| PATR-6624-EC | 66 x 66 x 24 | 4,107 |
| PATR-6630-EC | 66 x 66 x 30 | 4,267 |
| PATR-7224-EC | 72 x 72 x 24 | 4,304 |
| PATR-7230-EC | 72 x 72 x 30 | 4,399 |

HEIGHT ADJUSTABLE

## Patriot Electric Tables

### Extended Corner Right | 3-Legs | Two Stage



CONFIGURE & PRICE

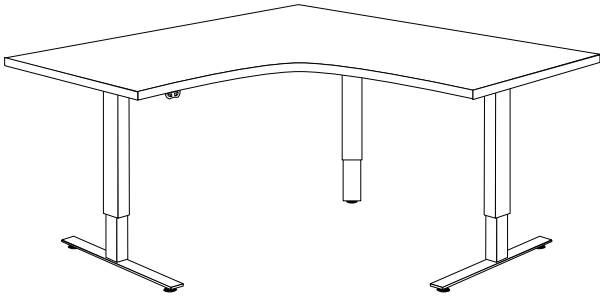
| MODEL NUMBER    | SIZE         | HPL   |
|-----------------|--------------|-------|
| PATR-603624-ECR | 60 x 36 x 24 | 3,494 |
| PATR-604224-ECR | 60 x 42 x 24 | 3,529 |
| PATR-723624-ECR | 72 x 36 x 24 | 3,567 |
| PATR-724224-ECR | 72 x 42 x 24 | 3,749 |
| PATR-603630-ECR | 60 x 36 x 30 | 3,494 |
| PATR-604230-ECR | 60 x 42 x 30 | 3,529 |
| PATR-723630-ECR | 72 x 36 x 30 | 3,567 |
| PATR-724230-ECR | 72 x 42 x 30 | 3,749 |
| PATR-604824-ECR | 60 x 48 x 24 | 3,850 |
| PATR-724824-ECR | 72 x 48 x 24 | 4,216 |
| PATR-726024-ECR | 72 x 60 x 24 | 4,508 |
| PATR-843624-ECR | 84 x 36 x 24 | 4,546 |
| PATR-844224-ECR | 84 x 42 x 24 | 4,766 |
| PATR-844824-ECR | 84 x 48 x 24 | 4,801 |
| PATR-846024-ECR | 84 x 60 x 24 | 4,986 |
| PATR-604830-ECR | 60 x 48 x 30 | 3,850 |
| PATR-724830-ECR | 72 x 48 x 30 | 4,216 |
| PATR-726030-ECR | 72 x 60 x 30 | 4,508 |
| PATR-843630-ECR | 84 x 36 x 30 | 4,546 |
| PATR-844230-ECR | 84 x 42 x 30 | 4,766 |
| PATR-844830-ECR | 84 x 48 x 30 | 4,801 |
| PATR-846030-ECR | 84 x 60 x 30 | 4,986 |

HEIGHT ADJUSTABLE

## Patriot Electric Tables

Extended Corner Right | 3-Legs | Two Stage

CONFIGURE & PRICE



| MODEL NUMBER    | SIZE         | OPTIONS+ |
|-----------------|--------------|----------|
| PATR-603624-ECL | 60 x 36 x 24 | 3,494    |
| PATR-604224-ECL | 60 x 42 x 24 | 3,529    |
| PATR-723624-ECL | 72 x 36 x 24 | 3,567    |
| PATR-724224-ECL | 72 x 42 x 24 | 3,749    |
| PATR-603630-ECL | 60 x 36 x 30 | 3,494    |
| PATR-604230-ECL | 60 x 42 x 30 | 3,529    |
| PATR-723630-ECL | 72 x 36 x 30 | 3,567    |
| PATR-724230-ECL | 72 x 42 x 30 | 3,749    |
| PATR-604824-ECL | 60 x 48 x 24 | 3,850    |
| PATR-724824-ECL | 72 x 48 x 24 | 4,216    |
| PATR-726024-ECL | 72 x 60 x 24 | 4,508    |
| PATR-843624-ECL | 84 x 36 x 24 | 4,546    |
| PATR-844224-ECL | 84 x 42 x 24 | 4,766    |
| PATR-844824-ECL | 84 x 48 x 24 | 4,801    |
| PATR-846024-ECL | 84 x 60 x 24 | 4,986    |
| PATR-604830-ECL | 60 x 48 x 30 | 3,850    |
| PATR-724830-ECL | 72 x 48 x 30 | 4,216    |
| PATR-726030-ECL | 72 x 60 x 30 | 4,508    |
| PATR-843630-ECL | 84 x 36 x 30 | 4,546    |
| PATR-844230-ECL | 84 x 42 x 30 | 4,766    |
| PATR-844830-ECL | 84 x 48 x 30 | 4,801    |
| PATR-846030-ECL | 84 x 60 x 30 | 4,986    |

HEIGHT ADJUSTABLE

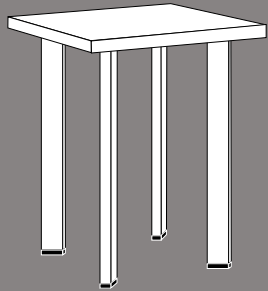
## Patriot Electric Tables Options

| ITEM        | DESCRIPTION                                       | ADD-ON |        |
|-------------|---|--------|--------|
|             |   | 2-LEGS | 3-LEGS |
| Base Option | 2S - 2 Stage: 27" - 46" height range (by default) | -      |        |
|             | 3S - 3 Stage: 23" - 48" height range              | 138    | 153    |
| Handset     | Standard Up/Down Switch (by default)              | -      |        |
|             | Digital Display with Memory Preset                | 110    |        |
| PAT-C       | Casters   | 146    |        |

HEIGHT ADJUSTABLE

## Accessories for Height Adjustable Tables

| OPTION                  | DESCRIPTION   | PRICE   |
|-------------------------|---|---|
| Modesty Panels          | PET, Perforated Steel, Frosted Acrylic  | Visit<br><a href="http://specialt.net">specialt.net</a> |
| Privacy Screens         | PET, Frosted Acrylic, Clear Plexiglas   |   |
| Grommets                | Round or Rectangle  |   |
| Power & Data Management | Burele, EZ Power, Ashley Duo Air, Cove, Dean, Nacre, Node, Mho B, Villa, Qi Wireless Charger  |   |
| Wire Management         | Loop Clips, Velcro Loop, Cable Grip, J-shape Wire Channel, Snap Wire Channel, Wire Trough, Wire Tray, 1" Wire Channel, Magnetic Channel, Adjustable Spine |   |
| Chairs                  | Task, Stacking, Flipper, Sled   |   |
| Monitor Arms            | Single, Dual, Single Arm with Cross Bar   |   |

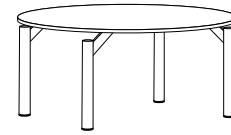


## OCCASIONAL TABLES







OCCASIONAL TABLES

**Relax Series | RLX1**

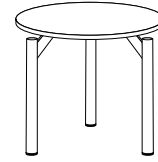


**Coffee Table - 17" High**

**CONFIGURE & PRICE**




| SHAPE   | MODEL NUMBER    | SIZE    | 3MM EDGE | KNIFE EDGE |
|---|-----------------|---------|----------|------------|
| <b>Round</b><br>       | RLX1-30R-17     | 30"     | 1,243    | 1,491      |
|   | RLX1-36R-17     | 36"     | 1,369    | 1,642      |
|   | RLX1-42R-17     | 42"     | 1,594    | 1,913      |
|   | RLX1-48R-17     | 48"     | 1,647    | 1,976      |
| <b>Square</b><br>      | RLX1-3030-17    | 30 x 30 | 1,207    | 1,449      |
|   | RLX1-3636-17    | 36 x 36 | 1,333    | 1,601      |
|   | RLX1-4242-17    | 42 x 42 | 1,559    | 1,871      |
|   | RLX1-4848-17    | 48 x 48 | 1,611    | 1,933      |
| <b>Rectangle</b><br> | RLX1-1830-17    | 18 x 30 | 908      | 1,090      |
|   | RLX1-1836-17    | 18 x 36 | 937      | 1,124      |
|   | RLX1-1842-17    | 18 x 42 | 995      | 1,195      |
|   | RLX1-2030-17    | 20 x 30 | 915      | 1,098      |
|   | RLX1-2036-17    | 20 x 36 | 951      | 1,141      |
|   | RLX1-2042-17    | 20 x 42 | 1,003    | 1,204      |
|   | RLX1-2436-17    | 24 x 36 | 981      | 1,177      |
|   | RLX1-2442-17    | 24 x 42 | 1,061    | 1,274      |
|   | RLX1-2448-17    | 24 x 48 | 1,069    | 1,283      |
| <b>Oval</b><br>      | RLX1-2030-OV-17 | 20 x 30 | 1,243    | 1,491      |
|   | RLX1-2036-OV-17 | 20 x 36 | 1,273    | 1,529      |
|   | RLX1-2042-OV-17 | 20 x 42 | 1,302    | 1,562      |
|   | RLX1-2048-OV-17 | 20 x 48 | 1,333    | 1,601      |
|   | RLX1-2436-OV-17 | 24 x 36 | 1,311    | 1,572      |
|   | RLX1-2442-OV-17 | 24 x 42 | 1,339    | 1,608      |
|   | RLX1-2448-OV-17 | 24 x 48 | 1,369    | 1,642      |
|   | RLX1-3042-OV-17 | 30 x 42 | 1,399    | 1,680      |
|   | RLX1-3048-OV-17 | 30 x 48 | 1,428    | 1,713      |

OCCASIONAL TABLES  
**Relax Series | RLX1**



**End Table - 22" High**

**CONFIGURE & PRICE**

| SHAPE  | MODEL NUMBER   | SIZE    | 3MM EDGE LIST PRICE | KNIFE EDGE LIST PRICE |
|--|----------------|---------|---------------------|-----------------------|
| <b>Round</b><br>            | RLX1-16R-22    | 16"     | 937                 | 1,124                 |
|  | RLX1-18R-22    | 18"     | 965                 | 1,159                 |
|  | RLX1-20R-22    | 20"     | 995                 | 1,195                 |
|  | RLX1-24R-22    | 24"     | 1,025               | 1,229                 |
| <b>Square</b><br>           | RLX1-1616-22   | 16 x 16 | 900                 | 1,080                 |
|  | RLX1-1818-22   | 18 x 18 | 929                 | 1,115                 |
|  | RLX1-2020-22   | 20 x 20 | 960                 | 1,152                 |
|  | RLX1-2424-22   | 24 x 24 | 988                 | 1,185                 |
| <b>Rounded Triangle</b><br> | RLX1-18RTRI-22 | 18 x 18 | 995                 | 1,195                 |
|  | RLX1-20RTRI-22 | 20 x 20 | 1,025               | 1,229                 |
|  | RLX1-24RTRI-22 | 24 x 24 | 1,054               | 1,265                 |

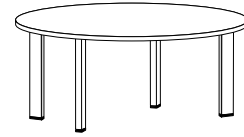
**RLX-1 Options**

| MODEL NO. | DESCRIPTION | Coffee Table - 17" Height Add On      |    | End Table - 22" Height Add On  |    |
|-----------|-------------|---------------------------------------|----|--------------------------------|----|
| -CA-RLX   | Caster      | Round, Square, Rectangle, Oval Tables | 76 | Square Table                   | 76 |
|           |             |                                       |    | Round, Rounded Triangle Tables | 57 |

**Accessories for Occasional Tables**





|                            |   |   |
|----------------------------|---|---|
| Power Management           | Burele, Node, Nacre (2 Power only), Qi Wireless Charger | Visit<br><a href="http://specialt.net">specialt.net</a> |
| Horizontal Wire Management | Loop Clips, Velcro Loop                                 |   |

OCCASIONAL TABLES  
**Relax Series | RLX2**

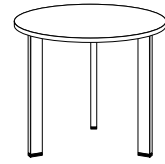


**Coffee Table - 17" High**

**CONFIGURE & PRICE**




| SHAPE   | MODEL NUMBER    | SIZE    | 3MM EDGE | KNIFE EDGE |
|---|-----------------|---------|----------|------------|
| <b>Round</b><br>       | RLX2-30R-17     | 30"     | 1,207    | 1,455      |
|   | RLX2-36R-17     | 36"     | 1,333    | 1,606      |
|   | RLX2-42R-17     | 42"     | 1,559    | 1,878      |
|   | RLX2-48R-17     | 48"     | 1,611    | 1,940      |
| <b>Square</b><br>      | RLX2-3030-17    | 30 x 30 | 1,171    | 1,413      |
|   | RLX2-3636-17    | 36 x 36 | 1,296    | 1,564      |
|   | RLX2-4242-17    | 42 x 42 | 1,522    | 1,834      |
|   | RLX2-4848-17    | 48 x 48 | 1,575    | 1,897      |
| <b>Rectangle</b><br> | RLX2-1830-17    | 18 x 30 | 886      | 1,068      |
|   | RLX2-1836-17    | 18 x 36 | 915      | 1,102      |
|   | RLX2-1842-17    | 18 x 42 | 981      | 1,181      |
|   | RLX2-2030-17    | 20 x 30 | 893      | 1,076      |
|   | RLX2-2036-17    | 20 x 36 | 937      | 1,127      |
|   | RLX2-2042-17    | 20 x 42 | 988      | 1,189      |
|   | RLX2-2436-17    | 24 x 36 | 960      | 1,156      |
|   | RLX2-2442-17    | 24 x 42 | 1,032    | 1,245      |
|   | RLX2-2448-17    | 24 x 48 | 1,047    | 1,261      |
| <b>Oval</b><br>      | RLX2-2030-OV-17 | 20 x 30 | 1,207    | 1,455      |
|   | RLX2-2036-OV-17 | 20 x 36 | 1,238    | 1,494      |
|   | RLX2-2042-OV-17 | 20 x 42 | 1,267    | 1,527      |
|   | RLX2-2048-OV-17 | 20 x 48 | 1,296    | 1,564      |
|   | RLX2-2436-OV-17 | 24 x 36 | 1,273    | 1,534      |
|   | RLX2-2442-OV-17 | 24 x 42 | 1,302    | 1,571      |
|   | RLX2-2448-OV-17 | 24 x 48 | 1,333    | 1,606      |
|   | RLX2-3042-OV-17 | 30 x 42 | 1,361    | 1,642      |
|   | RLX2-3048-OV-17 | 30 x 48 | 1,390    | 1,675      |

OCCASIONAL TABLES  
**Relax Series | RLX2**



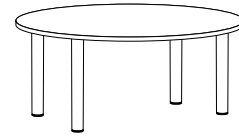
**End Table - 22" High**

**CONFIGURE & PRICE**

| SHAPE  | MODEL NUMBER   | SIZE    | 3MM EDGE LIST PRICE | KNIFE EDGE LIST PRICE |
|--|----------------|---------|---------------------|-----------------------|
| <b>Round</b><br>            | RLX2-16R-22    | 16"     | 900                 | 1,087                 |
|  | RLX2-18R-22    | 18"     | 929                 | 1,123                 |
|  | RLX2-20R-22    | 20"     | 960                 | 1,160                 |
|  | RLX2-24R-22    | 24"     | 988                 | 1,192                 |
| <b>Square</b><br>           | RLX2-1616-22   | 16 x 16 | 863                 | 1,043                 |
|  | RLX2-1818-22   | 18 x 18 | 893                 | 1,079                 |
|  | RLX2-2020-22   | 20 x 20 | 922                 | 1,114                 |
|  | RLX2-2424-22   | 24 x 24 | 951                 | 1,148                 |
| <b>Rounded Triangle</b><br> | RLX2-18RTRI-22 | 18 x 18 | 965                 | 1,165                 |
|  | RLX2-20RTRI-22 | 20 x 20 | 995                 | 1,199                 |
|  | RLX2-24RTRI-22 | 24 x 24 | 1,025               | 1,236                 |





OCCASIONAL TABLES

**Relax Series | RLX3**

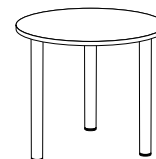


**Coffee Table - 17" High**




**CONFIGURE & PRICE**

| SHAPE   | MODEL NUMBER    | SIZE    | 3MM EDGE | KNIFE EDGE |
|---|-----------------|---------|----------|------------|
| <b>Round</b><br>       | RLX3-30R-17     | 30"     | 988      | 1,236      |
|   | RLX3-36R-17     | 36"     | 1,083    | 1,356      |
|   | RLX3-42R-17     | 42"     | 1,193    | 1,512      |
|   | RLX3-48R-17     | 48"     | 1,317    | 1,646      |
| <b>Square</b><br>      | RLX3-3030-17    | 30 x 30 | 951      | 1,193      |
|   | RLX3-3636-17    | 36 x 36 | 1,047    | 1,315      |
|   | RLX3-4242-17    | 42 x 42 | 1,155    | 1,467      |
|   | RLX3-4848-17    | 48 x 48 | 1,281    | 1,603      |
| <b>Rectangle</b><br> | RLX3-1830-17    | 18 x 30 | 761      | 943        |
|   | RLX3-1836-17    | 18 x 36 | 790      | 977        |
|   | RLX3-1842-17    | 18 x 42 | 819      | 1,019      |
|   | RLX3-2030-17    | 20 x 30 | 768      | 951        |
|   | RLX3-2036-17    | 20 x 36 | 799      | 989        |
|   | RLX3-2042-17    | 20 x 42 | 828      | 1,029      |
|   | RLX3-2436-17    | 24 x 36 | 893      | 1,089      |
|   | RLX3-2442-17    | 24 x 42 | 922      | 1,135      |
|   | RLX3-2448-17    | 24 x 48 | 951      | 1,165      |
| <b>Oval</b><br>      | RLX3-2030-OV-17 | 20 x 30 | 1,097    | 1,345      |
|   | RLX3-2036-OV-17 | 20 x 36 | 1,127    | 1,383      |
|   | RLX3-2042-OV-17 | 20 x 42 | 1,155    | 1,415      |
|   | RLX3-2048-OV-17 | 20 x 48 | 1,186    | 1,454      |
|   | RLX3-2436-OV-17 | 24 x 36 | 1,164    | 1,425      |
|   | RLX3-2442-OV-17 | 24 x 42 | 1,193    | 1,462      |
|   | RLX3-2448-OV-17 | 24 x 48 | 1,223    | 1,496      |
|   | RLX3-3042-OV-17 | 30 x 42 | 1,252    | 1,533      |
|   | RLX3-3048-OV-17 | 30 x 48 | 1,281    | 1,566      |

OCCASIONAL TABLES  
**Relax Series | RLX3**



**End Table - 22" High**

|  |                |         | CONFIGURE & PRICE   |                       |
|--|----------------|---------|---------------------|-----------------------|
| SHAPE  | MODEL NUMBER   | SIZE    | 3MM EDGE LIST PRICE | KNIFE EDGE LIST PRICE |
| <b>Round</b><br>            | RLX3-16R-22    | 16"     | 790                 | 977                   |
|  | RLX3-18R-22    | 18"     | 819                 | 1,013                 |
|  | RLX3-20R-22    | 20"     | 849                 | 1,049                 |
|  | RLX3-24R-22    | 24"     | 878                 | 1,082                 |
| <b>Square</b><br>           | RLX3-1616-22   | 16 x 16 | 754                 | 934                   |
|  | RLX3-1818-22   | 18 x 18 | 783                 | 969                   |
|  | RLX3-2020-22   | 20 x 20 | 813                 | 1,005                 |
|  | RLX3-2424-22   | 24 x 24 | 842                 | 1,039                 |
| <b>Rounded Triangle</b><br> | RLX3-18RTRI-22 | 18 x 18 | 805                 | 1,005                 |
|  | RLX3-20RTRI-22 | 20 x 20 | 833                 | 1,037                 |
|  | RLX3-24RTRI-22 | 24 x 24 | 863                 | 1,074                 |

**RLX-3 Options**

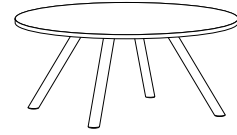
| MODEL NO. | DESCRIPTION | Coffee Table - 17" Height Add On      |    | End Table - 22" Height Add On  |    |
|-----------|-------------|---------------------------------------|----|--------------------------------|----|
| -CA-RLX   | Caster      | Round, Square, Rectangle, Oval Tables | 76 | Square Table                   | 76 |
|           |             |                                       |    | Round, Rounded Triangle Tables | 57 |

**Accessories for Occasional Tables**

|                            |   |   |
|----------------------------|---|---|
| Power Management           | Burele, Node, Nacre (2 Power only), Qi Wireless Charger | Visit<br><a href="http://specialt.net">specialt.net</a> |
| Horizontal Wire Management | Loop Clips, Velcro Loop                                 |   |





OCCASIONAL TABLES

**Relax Series | RLX4**




**Coffee Table - 17" High**

**CONFIGURE & PRICE**




| SHAPE   | MODEL NUMBER    | SIZE    | 3MM EDGE | KNIFE EDGE |
|---|-----------------|---------|----------|------------|
| <b>Round</b><br>       | RLX4-30R-17     | 30"     | 1,025    | 1,273      |
|   | RLX4-36R-17     | 36"     | 1,120    | 1,393      |
|   | RLX4-42R-17     | 42"     | 1,229    | 1,548      |
|   | RLX4-48R-17     | 48"     | 1,353    | 1,682      |
| <b>Square</b><br>      | RLX4-3030-17    | 30 x 30 | 988      | 1,230      |
|   | RLX4-3636-17    | 36 x 36 | 1,083    | 1,351      |
|   | RLX4-4242-17    | 42 x 42 | 1,193    | 1,505      |
|   | RLX4-4848-17    | 48 x 48 | 1,317    | 1,639      |
| <b>Rectangle</b><br> | RLX4-1830-17    | 18 x 30 | 799      | 981        |
|   | RLX4-1836-17    | 18 x 36 | 828      | 1,015      |
|   | RLX4-1842-17    | 18 x 42 | 856      | 1,056      |
|   | RLX4-2030-17    | 20 x 30 | 805      | 988        |
|   | RLX4-2036-17    | 20 x 36 | 833      | 1,023      |
|   | RLX4-2042-17    | 20 x 42 | 863      | 1,064      |
|   | RLX4-2436-17    | 24 x 36 | 929      | 1,125      |
|   | RLX4-2442-17    | 24 x 42 | 960      | 1,173      |
|   | RLX4-2448-17    | 24 x 48 | 988      | 1,202      |
| <b>Oval</b><br>      | RLX4-2030-OV-17 | 20 x 30 | 1,135    | 1,383      |
|   | RLX4-2036-OV-17 | 20 x 36 | 1,164    | 1,420      |
|   | RLX4-2042-OV-17 | 20 x 42 | 1,193    | 1,453      |
|   | RLX4-2048-OV-17 | 20 x 48 | 1,223    | 1,491      |
|   | RLX4-2436-OV-17 | 24 x 36 | 1,201    | 1,462      |
|   | RLX4-2442-OV-17 | 24 x 42 | 1,229    | 1,498      |
|   | RLX4-2448-OV-17 | 24 x 48 | 1,259    | 1,532      |
|   | RLX4-3042-OV-17 | 30 x 42 | 1,287    | 1,568      |
|   | RLX4-3048-OV-17 | 30 x 48 | 1,317    | 1,602      |

OCCASIONAL TABLES  
**Relax Series | RLX4**



**End Table - 22" High**

**CONFIGURE & PRICE**

| SHAPE  | MODEL NUMBER   | SIZE    | 3MM EDGE LIST PRICE | KNIFE EDGE LIST PRICE |
|--|----------------|---------|---------------------|-----------------------|
| <b>Round</b><br>            | RLX4-24R-22    | 24"     | 915                 | 1,119                 |
| <b>Square</b><br>           | RLX4-1616-22   | 16 x 16 | 790                 | 970                   |
|  | RLX4-1818-22   | 18 x 18 | 819                 | 1,005                 |
|  | RLX4-2020-22   | 20 x 20 | 849                 | 1,041                 |
|  | RLX4-2424-22   | 24 x 24 | 878                 | 1,075                 |
| <b>Rounded Triangle</b><br> | RLX4-24RTRI-22 | 24 x 24 | 900                 | 1,111                 |


**RLX-4 Options**

| MODEL NO. | DESCRIPTION | Coffee Table - 17" Height Add On      |    | End Table - 22" Height Add On  |    |
|-----------|-------------|---------------------------------------|----|--------------------------------|----|
| -CA-RLX   | Caster      | Round, Square, Rectangle, Oval Tables | 76 | Square Table                   | 76 |
|           |             |                                       |    | Round, Rounded Triangle Tables | 57 |

**Accessories for Occasional Tables**

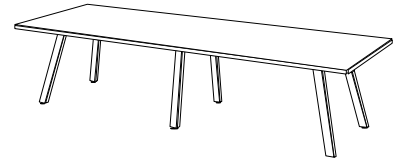
|                            |   |   |
|----------------------------|---|---|
| Power Management           | Burele, Node, Nacre (2 Power only), Qi Wireless Charger | Visit<br><a href="http://specialt.net">specialt.net</a> |
| Horizontal Wire Management | Loop Clips, Velcro Loop                                 |   |





## COLLABORATION TABLES

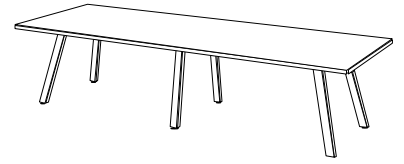
DESKING SYSTEMS  
**AIM EZ Desking**



**CONFIGURE & PRICE**

|           | MODEL NUMBER     | DESCRIPTION                  | SIZE           | OPTIONS+ |
|-----------|------------------|------------------------------|----------------|----------|
| 24" x 48" | AIM-EZ-D-2448-2  | 24" x 48" Rectangle, 2-pack  | 24" x 48" (2)  | 1,721    |
|           | AIM-EZ-D-2448-4  | 24" x 48" Rectangle, 4-pack  | 24" x 48" (4)  | 3,289    |
|           | AIM-EZ-D-2448-6  | 24" x 48" Rectangle, 6-pack  | 24" x 48" (6)  | 4,859    |
|           | AIM-EZ-D-2448-8  | 24" x 48" Rectangle, 8-pack  | 24" x 48" (8)  | 6,429    |
|           | AIM-EZ-D-2448-10 | 24" x 48" Rectangle, 10-pack | 24" x 48" (10) | 7,996    |
|           | AIM-EZ-D-2448-12 | 24" x 48" Rectangle, 12-pack | 24" x 48" (12) | 9,566    |
| 24" x 60" | AIM-EZ-D-2460-2  | 24" x 60" Rectangle, 2-pack  | 24" x 60" (2)  | 2,048    |
|           | AIM-EZ-D-2460-4  | 24" x 60" Rectangle, 4-pack  | 24" x 60" (4)  | 4,025    |
|           | AIM-EZ-D-2460-6  | 24" x 60" Rectangle, 6-pack  | 24" x 60" (6)  | 5,921    |
|           | AIM-EZ-D-2460-8  | 24" x 60" Rectangle, 8-pack  | 24" x 60" (8)  | 7,818    |
|           | AIM-EZ-D-2460-10 | 24" x 60" Rectangle, 10-pack | 24" x 60" (10) | 9,713    |
|           | AIM-EZ-D-2460-12 | 24" x 60" Rectangle, 12-pack | 24" x 60" (12) | 11,611   |
| 24" x 72" | AIM-EZ-D-2472-2  | 24" x 72" Rectangle, 2-pack  | 24" x 72" (2)  | 2,239    |
|           | AIM-EZ-D-2472-4  | 24" x 72" Rectangle, 4-pack  | 24" x 72" (4)  | 4,350    |
|           | AIM-EZ-D-2472-6  | 24" x 72" Rectangle, 6-pack  | 24" x 72" (6)  | 6,409    |
|           | AIM-EZ-D-2472-8  | 24" x 72" Rectangle, 8-pack  | 24" x 72" (8)  | 8,468    |
|           | AIM-EZ-D-2472-10 | 24" x 72" Rectangle, 10-pack | 24" x 72" (10) | 10,529   |
|           | AIM-EZ-D-2472-12 | 24" x 72" Rectangle, 12-pack | 24" x 72" (12) | 12,587   |

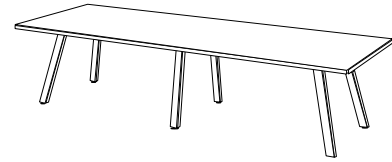
DESKING SYSTEMS  
**AIM EZ Desking**



**CONFIGURE & PRICE**

|           | MODEL NUMBER     | DESCRIPTION                  | SIZE           | OPTIONS+ |
|-----------|------------------|------------------------------|----------------|----------|
| 30" x 48" | AIM-EZ-D-3048-2  | 30" x 48" Rectangle, 2-pack  | 30" x 48" (2)  | 1,877    |
|           | AIM-EZ-D-3048-4  | 30" x 48" Rectangle, 4-pack  | 30" x 48" (4)  | 3,601    |
|           | AIM-EZ-D-3048-6  | 30" x 48" Rectangle, 6-pack  | 30" x 48" (6)  | 5,327    |
|           | AIM-EZ-D-3048-8  | 30" x 48" Rectangle, 8-pack  | 30" x 48" (8)  | 7,049    |
|           | AIM-EZ-D-3048-10 | 30" x 48" Rectangle, 10-pack | 30" x 48" (10) | 8,775    |
|           | AIM-EZ-D-3048-12 | 30" x 48" Rectangle, 12-pack | 30" x 48" (12) | 10,499   |
| 30" x 60" | AIM-EZ-D-3060-2  | 30" x 60" Rectangle, 2-pack  | 30" x 60" (2)  | 2,237    |
|           | AIM-EZ-D-3060-4  | 30" x 60" Rectangle, 4-pack  | 30" x 60" (4)  | 4,173    |
|           | AIM-EZ-D-3060-6  | 30" x 60" Rectangle, 6-pack  | 30" x 60" (6)  | 6,259    |
|           | AIM-EZ-D-3060-8  | 30" x 60" Rectangle, 8-pack  | 30" x 60" (8)  | 8,346    |
|           | AIM-EZ-D-3060-10 | 30" x 60" Rectangle, 10-pack | 30" x 60" (10) | 10,432   |
|           | AIM-EZ-D-3060-12 | 30" x 60" Rectangle, 12-pack | 30" x 60" (12) | 12,518   |
| 30" x 72" | AIM-EZ-D-3072-2  | 30" x 72" Rectangle, 2-pack  | 30" x 72" (2)  | 2,463    |
|           | AIM-EZ-D-3072-4  | 30" x 72" Rectangle, 4-pack  | 30" x 72" (4)  | 4,799    |
|           | AIM-EZ-D-3072-6  | 30" x 72" Rectangle, 6-pack  | 30" x 72" (6)  | 7,083    |
|           | AIM-EZ-D-3072-8  | 30" x 72" Rectangle, 8-pack  | 30" x 72" (8)  | 9,366    |
|           | AIM-EZ-D-3072-10 | 30" x 72" Rectangle, 10-pack | 30" x 72" (10) | 11,649   |
|           | AIM-EZ-D-3072-12 | 30" x 72" Rectangle, 12-pack | 30" x 72" (12) | 13,932   |

DESKING SYSTEMS  
**AIM EZ Desking**

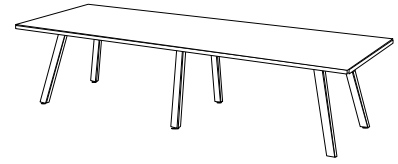


**CONFIGURE & PRICE**

|             |              | MODEL NUMBER       | DESCRIPTION                              | 2 PACK | 4 PACK | 6 PACK | 8 PACK | 10 PACK | 12 PACK |
|-------------|--------------|--------------------|--|--------|--------|--------|--------|---------|---------|
| Returns     |              | AIM-EZ-1842-RETURN | 18" x 42" Rectangle Top Return, HPL      | 866    | 1,732  | 2,598  | 3,464  | 4,330   | 5,196   |
|             |              | AIM-EZ-1848-RETURN | 18" x 48" Rectangle Top Return, HPL      | 886    | 1,772  | 2,658  | 3,544  | 4,430   | 5,316   |
| PET Screens | FRONT PANELS | PET-2448-PS-TMB    | PET Front Panel, 24" x 48"; Gray         | 576    | 1,152  | 1,728  | 2,304  | 2,880   | 3,456   |
|             |              | PET-2460-PS-TMB    | PET Front Panel, 24" x 60"; Gray         | 779    | 1,558  | 2,337  | 3,116  | 3,895   | 4,674   |
|             |              | PET-2472-PS-TMB    | PET Front Panel, 24" x 72"; Gray         | 829    | 1,658  | 2,487  | 3,316  | 4,145   | 4,974   |
|             | SIDE PANELS  | PET-2424-PS-TMB    | PET 24" x 24" Side Panel, Gray           | -      | 828    | 1,656  | 2,484  | 3,312   | 4,140   |
|             |              | PET-2430-PS-TMB    | PET 24" x 30" Side Panel, Gray           | -      | 1,008  | 2,016  | 3,024  | 4,032   | 5,040   |
|             | END PANELS   | PET-2424-PS-C-BR   | PET 24" x 24" End Panel w/C-Clamps, Gray | 2,036  | 2,036  | 2,036  | 2,036  | 2,036   | 2,036   |
|             |              | PET-2430-PS-C-BR   | PET 24" x 30" End Panel w/C-Clamps, Gray | 2,396  | 2,396  | 2,396  | 2,396  | 2,396   | 2,396   |
|             | FRONT PANELS | PET-1448-PS-TMB    | PET Front Panel, 14" x 48"; Gray         | 417    | 834    | 1,251  | 1,668  | 2,085   | 2,502   |
|             |              | PET-1460-PS-TMB    | PET Front Panel, 14" x 60"; Gray         | 572    | 1,144  | 1,716  | 2,288  | 2,860   | 3,432   |
|             |              | PET-1472-PS-TMB    | PET Front Panel, 14" x 72"; Gray         | 629    | 1,258  | 1,887  | 2,516  | 3,145   | 3,774   |
|             | SIDE PANELS  | PET-1424-PS-TMB    | PET 14" x 24" Side Panel, Gray           | -      | 554    | 1,108  | 1,662  | 2,216   | 2,770   |
|             |              | PET-1430-PS-TMB    | PET 14" x 30" Side Panel, Gray           | -      | 726    | 1,452  | 2,178  | 2,904   | 3,630   |
|             | END PANELS   | PET-1424-PS-C-BR   | PET 14" x 24" End Panel w/C-Clamps, Gray | 1,488  | 1,488  | 1,488  | 1,488  | 1,488   | 1,488   |
|             |              | PET-1430-PS-C-BR   | PET 14" x 30" End Panel w/C-Clamps, Gray | 1,832  | 1,832  | 1,832  | 1,832  | 1,832   | 1,832   |

Returns are only available for 60" and 72" worksurfaces

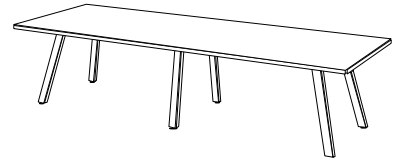
DESKING SYSTEMS  
**AIM EZ Desking**



**CONFIGURE & PRICE**

|                         |              | MODEL NUMBER      | DESCRIPTION                                       | 2 PACK | 4 PACK | 6 PACK | 8 PACK | 10 PACK | 12 PACK |
|-------------------------|--------------|-------------------|---|--------|--------|--------|--------|---------|---------|
| Clear Plexiglas Screens | FRONT PANELS | PLEX-3048-PS-TMB  | Clear Plexiglas Front Panel, 30" x 48"            | 659    | 1,318  | 1,977  | 2,636  | 3,295   | 3,954   |
|                         |              | PLEX-3060-PS-TMB  | Clear Plexiglas Front Panel, 30" x 60"            | 815    | 1,630  | 2,445  | 3,260  | 4,075   | 4,890   |
|                         |              | PLEX-3072-PS-TMB  | Clear Plexiglas Front Panel, 30" x 72"            | 897    | 1,794  | 2,691  | 3,588  | 4,485   | 5,382   |
|                         | SIDE PANELS  | PLEX-3024-PS-TMB  | Clear Plexiglas Side Panel, 30" x 24"             | -      | 838    | 1,676  | 2,514  | 3,352   | 4,190   |
|                         |              | PLEX-3030-PS-TMB  | Clear Plexiglas Side Panel, 30" x 30"             | -      | 920    | 1,840  | 2,760  | 3,680   | 4,600   |
|                         | END PANELS   | PLEX-3024-PS-C-BR | Clear Plexiglas End Panel with C-Clamp; 30" x 24" | 2,056  | 2,056  | 2,056  | 2,056  | 2,056   | 2,056   |
|                         |              | PLEX-3030-PS-C-BR | Clear Plexiglas End Panel with C-Clamp; 30" x 30" | 2,220  | 2,220  | 2,220  | 2,220  | 2,220   | 2,220   |
|                         | FRONT PANELS | PLEX-2448-PS-TMB  | Clear Plexiglas Front Panel, 24" x 48"            | 397    | 794    | 1,191  | 1,588  | 1,985   | 2,382   |
|                         |              | PLEX-2460-PS-TMB  | Clear Plexiglas Front Panel, 24" x 60"            | 454    | 908    | 1,362  | 1,816  | 2,270   | 2,724   |
|                         |              | PLEX-2472-PS-TMB  | Clear Plexiglas Front Panel, 24" x 72"            | 512    | 1,024  | 1,536  | 2,048  | 2,560   | 3,072   |
|                         | SIDE PANELS  | PLEX-2424-PS-TMB  | Clear Plexiglas Side Panel, 24" x 24"             | -      | 468    | 936    | 1,404  | 1,872   | 2,340   |
|                         |              | PLEX-2430-PS-TMB  | Clear Plexiglas Side Panel, 24" x 30"             | -      | 526    | 1,052  | 1,578  | 2,104   | 2,630   |
|                         | END PANELS   | PLEX-2424-PS-C-BR | Clear Plexiglas End Panel with C-Clamp, 24" x 24" | 1,316  | 1,316  | 1,316  | 1,316  | 1,316   | 1,316   |
|                         |              | PLEX-2430-PS-C-BR | Clear Plexiglas End Panel with C-Clamp, 24" x 30" | 1,432  | 1,432  | 1,432  | 1,432  | 1,432   | 1,432   |
|                         | FRONT PANELS | PLEX-1448-PS-TMB  | Clear Plexiglas Front Panel, 14" x 48"            | 257    | 514    | 771    | 1,028  | 1,285   | 1,542   |
|                         |              | PLEX1460-PS-TMB   | Clear Plexiglas Front Panel, 14" x 60"            | 333    | 666    | 999    | 1,332  | 1,665   | 1,998   |
|                         |              | PLEX1472-PS-TMB   | Clear Plexiglas Front Panel, 14" x 72"            | 368    | 736    | 1,104  | 1,472  | 1,840   | 2,208   |
|                         | SIDE PANELS  | PLEX1424-PS-TMB   | Clear Plexiglas Side Panel, 14" x 24"             | -      | 376    | 752    | 1,128  | 1,504   | 1,880   |
|                         |              | PLEX1430-PS-TMB   | Clear Plexiglas Side Panel, 14" x 30"             | -      | 398    | 796    | 1,194  | 1,592   | 1,990   |
|                         | END PANELS   | PLEX1424-PS-C-BR  | Clear Plexiglas End Panel with C-Clamp, 14" x 24" | 1,132  | 1,132  | 1,132  | 1,132  | 1,132   | 1,132   |
|                         |              | PLEX1430-PS-C-BR  | Clear Plexiglas End Panel with C-Clamp, 14" x 30" | 1,176  | 1,176  | 1,176  | 1,176  | 1,176   | 1,176   |

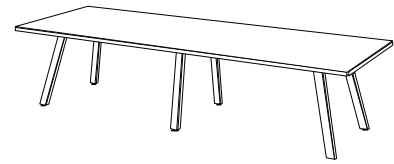
DESKING SYSTEMS  
**AIM EZ Desking**



**CONFIGURE & PRICE**

|                         |              | MODEL NUMBER    | DESCRIPTION  | 2 PACK | 4 PACK | 6 PACK | 8 PACK | 10 PACK | 12 PACK |
|-------------------------|--------------|-----------------|--|--------|--------|--------|--------|---------|---------|
| Frosted Acrylic Screens | FRONT PANELS | AP-3048-PS-TMB  | Frosted Acrylic Front Panel with Permanent Attachment for Benching, 30"H x 48"W, Frosted | 1,166  | 2,332  | 3,498  | 4,664  | 5,830   | 6,996   |
|                         |              | AP-3060-PS-TMB  | Frosted Acrylic Front Panel with Permanent Attachment for Benching, 30"H x 60"W, Frosted | 1,441  | 2,882  | 4,323  | 5,764  | 7,205   | 8,646   |
|                         |              | AP-3072-PS-TMB  | Frosted Acrylic Front Panel with Permanent Attachment for Benching, 30"H x 72"W, Frosted | 1,674  | 3,348  | 5,022  | 6,696  | 8,370   | 10,044  |
|                         | SIDE PANELS  | AP-3024-PS-TMB  | Frosted Acrylic Side Panel with Permanent Attachment for Benching, 30"H x 24"W, Frosted  | -      | 1,316  | 2,632  | 3,948  | 5,264   | 6,580   |
|                         |              | AP-3030-PS-TMB  | Frosted Acrylic Side Panel with Permanent Attachment for Benching, 30"H x 30"W, Frosted  | -      | 1,546  | 3,092  | 4,638  | 6,184   | 7,730   |
|                         | END PANELS   | AP-3024-PS-C-BR | Frosted Acrylic End Panel w/C-Clamp, 30"H x 24"W, Frosted                                | 3,012  | 3,012  | 3,012  | 3,012  | 3,012   | 3,012   |
|                         |              | AP-3030-PS-C-BR | Frosted Acrylic End Panel w/C-Clamp, 30"H x 30"W, Frosted                                | 3,472  | 3,472  | 3,472  | 3,472  | 3,472   | 3,472   |
|                         | FRONT PANELS | AP-2448-PS-TMB  | Frosted Acrylic Front Panel with Permanent Attachment for Benching, 24"H x 48"W, Frosted | 567    | 1,134  | 1,701  | 2,268  | 2,835   | 3,402   |
|                         |              | AP-2460-PS-TMB  | Frosted Acrylic Front Panel with Permanent Attachment for Benching, 24"H x 60"W, Frosted | 691    | 1,382  | 2,073  | 2,764  | 3,455   | 4,146   |
|                         |              | AP-2472-PS-TMB  | Frosted Acrylic Front Panel with Permanent Attachment for Benching, 24"H x 72"W, Frosted | 815    | 1,630  | 2,445  | 3,260  | 4,075   | 4,890   |
|                         | SIDE PANELS  | AP-2424-PS-TMB  | Frosted Acrylic Side Panel with Permanent Attachment for Benching, 24"H x 24"W, Frosted  | -      | 602    | 1,204  | 1,806  | 2,408   | 3,010   |
|                         |              | AP-2430-PS-TMB  | Frosted Acrylic Side Panel with Permanent Attachment for Benching, 24"H x 30"W, Frosted  | -      | 726    | 1,452  | 2,178  | 2,904   | 3,630   |
|                         | END PANELS   | AP-2424-PS-C-BR | Frosted Acrylic End Panel w/C-Clamp, 24"H x 24"W, Frosted                                | 1,584  | 1,584  | 1,584  | 1,584  | 1,584   | 1,584   |
|                         |              | AP-2430-PS-C-BR | Frosted Acrylic End Panel w/C-Clamp, 24"H x 30"W, Frosted                                | 1,832  | 1,832  | 1,832  | 1,832  | 1,832   | 1,832   |
|                         | FRONT PANELS | AP-1448-PS-TMB  | Frosted Acrylic Front Panel with Permanent Attachment for Benching, 14"H x 48"W, Frosted | 426    | 852    | 1,278  | 1,704  | 2,130   | 2,556   |
|                         |              | AP-1460-PS-TMB  | Frosted Acrylic Front Panel with Permanent Attachment for Benching, 14"H x 60"W, Frosted | 505    | 1,010  | 1,515  | 2,020  | 2,525   | 3,030   |
|                         |              | AP-1472-PS-TMB  | Frosted Acrylic Front Panel with Permanent Attachment for Benching, 14"H x 72"W, Frosted | 572    | 1,144  | 1,716  | 2,288  | 2,860   | 3,432   |
|                         | SIDE PANELS  | AP-1424-PS-TMB  | Frosted Acrylic Side Panel with Permanent Attachment for Benching, 14"H x 24"W, Frosted  | -      | 466    | 932    | 1,398  | 1,864   | 2,330   |
|                         |              | AP-1430-PS-TMB  | Frosted Acrylic Side Panel with Permanent Attachment for Benching, 14"H x 30"W, Frosted  | -      | 466    | 932    | 1,398  | 1,864   | 2,330   |
|                         | END PANELS   | AP-1424-PS-C-BR | Frosted Acrylic End Panel w/C-Clamp, 14"H x 24"W, Frosted                                | 1,312  | 1,312  | 1,312  | 1,312  | 1,312   | 1,312   |
|                         |              | AP-1430-PS-C-BR | Frosted Acrylic End Panel w/C-Clamp, 14"H x 30"W, Frosted                                | 1,312  | 1,312  | 1,312  | 1,312  | 1,312   | 1,312   |

DESKING SYSTEMS  
**AIM EZ Desking**

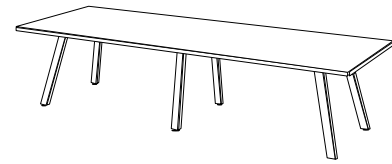


**CONFIGURE & PRICE**

|            | MODEL NUMBER        | DESCRIPTION  | 2 PACK | 4 PACK | 6 PACK | 8 PACK | 10 PACK | 12 PACK |  |
|------------|---------------------|--|--------|--------|--------|--------|---------|---------|--|
| Electrical | <b>BURELE-2P</b>    | Burele 2 Power   | 438    | 876    | 1,314  | 1,752  | 2,190   | 2,628   |  |
|            | <b>BURELE-1P1U</b>  | Burele 1 Power / 1 USB Duplex  | 622    | 1,244  | 1,866  | 2,488  | 3,110   | 3,732   |  |
|            | <b>EZPOWER-3P1U</b> | EZ Power 3 Power / 1 USB Duplex  | 494    | 988    | 1,482  | 1,976  | 2,470   | 2,964   |  |
|            | <b>VIL2U-41-D-K</b> | 2 Power / 1 USB Duplex / 2 Data Knockouts / Convenience Outlet, 1 unit | 1,362  | 2,724  | 4,086  | 5,448  | 6,810   | 8,172   |  |
|            | <b>STARTER CORD</b> |  |        |        |        |        |         |         |  |
|            | <b>4220AP1-72</b>   | Starter 72" Plug Cord  | 248    | 496    | 496    | 496    | 496     | 496     |  |
|            | <b>42SB2-72</b>     | Starter 72" Hardwire   | 179    | 358    | 358    | 358    | 358     | 358     |  |

|                 |                    |  |  |     |     |       |       |       |       |
|-----------------|--------------------|--|--|-----|-----|-------|-------|-------|-------|
| Wire Management | HORIZONTAL         | <b>WM-LOOPCLIP</b>                       | Pkg of 4 clips w/ screws                             | 10  | 20  | 30    | 40    | 50    | 60    |
|                 |                    | <b>WM-VELCRO</b>                         | Pkg of 4 velcro hook & loop                          | 28  | 56  | 84    | 112   | 140   | 168   |
|                 |                    | <b>WM-CABLE-GRIP</b>                     | Wire management grip - holds 5 cords                 | 34  | 68  | 102   | 136   | 170   | 204   |
|                 |                    | <b>JWM-4</b>                             | J-channel wire manager 48" long, black               | 98  | 196 | 294   | 392   | 490   | 588   |
|                 |                    | <b>JWM-5</b>                             | J-channel wire manager 60" long, black               | 122 | 244 | 366   | 488   | 610   | 732   |
|                 |                    | <b>JWM-6</b>                             | J-channel wire manager 72" long, black               | 146 | 292 | 438   | 584   | 730   | 876   |
|                 |                    | <b>WM-SNAP-CHANNEL</b>                   | 32" long plastic latching wire manager, black        | 38  | 76  | 114   | 152   | 190   | 228   |
|                 | <b>WM-TROUGH-B</b> | 27.6" metal wire management trough       | 70   | 140 | 210 | 280   | 350   | 420   |       |
|                 | VERTICAL           | <b>WM-MAG-CHANNEL</b>                    | 1" x 2" metal channel with magnetic attachment       | 198 | 396 | 594   | 792   | 990   | 1,188 |
|                 |                    | <b>WM-SPINE-TR</b>                       | 51" Spine wire manager Kit, 2 mag clips, translucent | 462 | 924 | 1,386 | 1,848 | 2,310 | 2,772 |
| <b>WM-INT</b>   |                    | Base-integrated vertical wire management | 146  | 292 | 438 | 584   | 730   | 876   |       |

DESKING SYSTEMS  
**AIM EZ Desking**



**CONFIGURE & PRICE**

|                     | MODEL NUMBER       | DESCRIPTION   | 2<br>PACK | 4<br>PACK | 6<br>PACK | 8<br>PACK | 10<br>PACK | 12<br>PACK |
|---------------------|--------------------|---|-----------|-----------|-----------|-----------|------------|------------|
| <b>Pedestals</b>    | <b>PED-HANG</b>    | Hanging Slim Pedestal   | 1,346     | 2,692     | 4,038     | 5,384     | 6,730      | 8,076      |
|                     | <b>PED-1B1F*</b>   | 1 box, 1 file Pedestal with Casters                                   | 1,246     | 2,492     | 3,738     | 4,984     | 6,230      | 7,476      |
|                     | <b>PED-CUSHION</b> | Removable seat cushion  | 560       | 1,120     | 1,680     | 2,240     | 2,800      | 3,360      |
| <b>Monitor Arms</b> | <b>MA-S1-A1</b>    | Adjustable Monitor Arm, Single  | 804       | 1,608     | 2,412     | 3,216     | 4,020      | 4,824      |
|                     | <b>MA-S1-A2</b>    | Adjustable Monitor Arm, Dual  | 1,416     | 2,832     | 4,248     | 5,664     | 7,080      | 8,496      |
|                     | <b>MA-S1-X2</b>    | Adjustable Monitor Arm, with a cross bar to support 2 monitors        | 1,148     | 2,296     | 3,444     | 4,592     | 5,740      | 6,888      |
| <b>Chairs</b>       | <b>CH-TASK</b>     | Task Chair, Standard Height, Black/Grey, with arms, with casters      | 1,516     | 3,032     | 4,548     | 6,064     | 7,580      | 9,096      |
|                     | <b>CH-STACK</b>    | Stacking Chair, Standard Height, Black/Silver, with arms              | 1,130     | 2,260     | 3,390     | 4,520     | 5,650      | 6,780      |
|                     | <b>CH-FLIP</b>     | Flipper Chair, Standard Height, Black/Silver, with arms, with casters | 1,346     | 2,692     | 4,038     | 5,384     | 6,730      | 8,076      |

\*Not available for 48" long tables





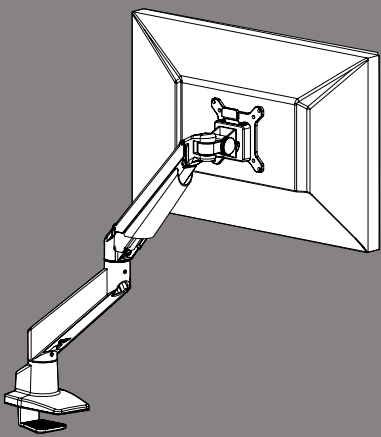
## CHAIRS

ACCESSORIES

**Chairs**




|   | MODEL NUMBER      | DESCRIPTION   | BASE PRICE | OPTIONS  | DESCRIPTION   | ADD-ON   |  |  |  |
|---|-------------------|---|------------|--|---|----------|--|--|--|
| <b>TASK</b>   |                   |   |            |  |   |          |  |  |  |
|    | <b>CH-TASK</b>    | Task chair, standard height, black or gray with arms and casters      | 758        | <b>SEAT &amp; BACK COLORS</b>  | <b>COLOR</b><br><br>Black Onyx is the stock color. Apple, Aqua, Cloud, Crimson, Dove, Electric Blue, Latte, Lemon, Tangerine, extended time applies | 0        |  |  |  |
| <b>STACK</b>  |                   |   |            |  |   |          |  |  |  |
|    | <b>CH-STACK</b>   | Stacking chair, standard height, black/silver, with arms              | 565        |  |   |          |  |  |  |
| <b>FLIPPER</b>  |                   |   |            |  |   |          |  |  |  |
|  | <b>CH-FLIP</b>    | Flipper Chair, standard height, black/silver, with arms, with casters | 673        |  |   |          |  |  |  |
| <b>SLED</b>   |                   |   |            |  |   |          |  |  |  |
| <b>SLED STANDARD HEIGHT</b>   |                   |   |            |  |   |          |  |  |  |
|  | <b>CH-SLED</b>    | Sled chair, standard height black/silver, no glides                   | 303        | <b>SLED CHAIRS</b>   | CH-GLIDE-PL<br>CH-GLIDE-FELT  | 27<br>42 |  |  |  |
| <b>SLED BAR HEIGHT</b>  |                   |   |            |  |   |          |  |  |  |
|  | <b>CH-SLED-BH</b> | Sled chair, bar height black/silver, no glides                        | 555        | SEAT BACK COLOR<br><br>Black Swan is the stock color, Crimson Red, Federal Blue, Dove Gray, Cloud, Lagoon, Latte, Azure Blue, Tangerine Orange, Apple Green, Lemon Yellow, White Whisper, extended lead time applies | 0   |          |  |  |  |



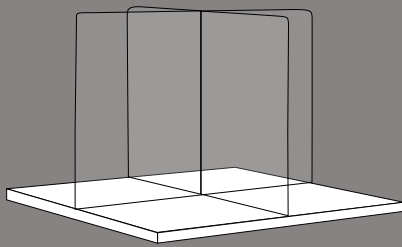
## ADJUSTABLE MONITOR ARMS

ACCESSORIES

**Adjustable Monitor Arms**










|   | MODEL NUMBER    | DESCRIPTION  | LIST PRICE |
|---|-----------------|--|------------|
| <b>SINGLE FOR ONE MONITOR</b>                 |                 |  |            |
|   | <b>MA-S1-A1</b> | Adjustable monitor arm, single, metallic silver                  | 402        |
| <b>DUAL FOR TWO MONITORS</b>                  |                 |  |            |
|   | <b>MA-S1-A2</b> | Adjustable monitor arm, dual, metallic silver                    | 708        |
| <b>SINGLE WITH CROSS BAR FOR TWO MONITORS</b> |                 |  |            |
|   | <b>MA-S1-X2</b> | Adjustable monitor arm, cross bar with MA-S1-A1, metallic silver | 574        |



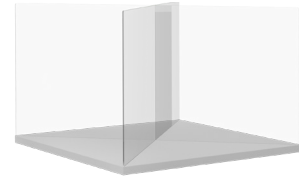
## SAFE-T SCREENS & BARRIERS





## Clear Plexiglas X-Shape Screens Side to Side Placement



| X-SHAPE SCREEN<br>SIDE TO SIDE PLACEMENT  | MODEL<br>NUMBER     | DESCRIPTION  | DIMENSIONS<br>H X L X W        | LIST<br>PRICE |
|---|---------------------|--|--------------------------------|---------------|
|    | <b>PLEX-X243636</b> | X-Shape Safe-T Screens<br>(2) 24"H x 36"L x 0.25"D<br>Clear Plexiglas for 36"<br>Tables,<br>Side to Side Placement                 | 24" x 36" x 36" x 0.25"        | 336           |
|    | <b>PLEX-X244242</b> | X-Shape Safe-T Screens<br>(2) 24"H x 42"L x 0.25"D<br>Clear Plexiglas for 42"<br>Tables,<br>Side to Side Placement                 | 24" x 42" x 42" x 0.25"        | 381           |
|   | <b>PLEX-X244848</b> | X-Shape Safe-T Screens<br>(2) 24"H x 48"L x 0.25"D<br>Clear Plexiglas for 48"<br>Tables,<br>Side to Side Placement                 | 24" x 48" x 48" x 0.25"        | 442           |
|  | <b>PLEX-X246060</b> | X-Shape Safe-T Screens<br>(2) 24"H x 60"L x 0.25"D<br>Clear Plexiglas for 60"<br>Tables,<br>Side to Side Placement                 | 24" x 60" x 60" x 0.25"        | 623           |
|  | <b>PLEX-X242472</b> | X-Shape Safe-T Screens<br>(1) 24"H x 72"L x 0.25"W<br>and<br>(2) 24"H x 23.5"L x 0.25"W<br>Clear Plexiglas for 24" x<br>72" Tables | 24" x 23.5" x 71.5" x<br>0.25" | 676           |
|  | <b>PLEX-X243072</b> | X-Shape Safe-T Screens<br>(1) 24"H x 72"L x 0.25"W<br>and<br>(2) 24"H x 29.5"L x 0.25"W<br>Clear Plexiglas for 30" x<br>72" Tables | 24" x 29.5" x 71.5" x<br>0.25" | 730           |
| Other Options   | <b>PSCON-24</b>     | 24"H Vertical Screen Connector   | 30                             |               |
|   | <b>ST-T-2</b>       | 2" Long Desktop T-Mounts with Double Sided Tape  | 25                             |               |

## Clear Plexiglas X-Shape Screens Diagonal Placement



| X-SHAPE SCREEN<br>DIAGONAL PLACEMENT  | MODEL<br>NUMBER        | DESCRIPTION   | DIMENSIONS<br>H X L X W    | LIST<br>PRICE |
|---|------------------------|---|----------------------------|---------------|
|    | <b>PLEX-X245151-DP</b> | X-Shape Safe-T Screens<br>(2) 24"H x 51"L x 0.25"D<br>Clear Plexiglas for 36" x 36"<br>Square Tables, Diagonal<br>Placement | 24" x 51" x 51" x<br>0.25" | 505           |
|    | <b>PLEX-X246060-DP</b> | X-Shape Safe-T Screens<br>(2) 24"H x 60"L x 0.25"D<br>Clear Plexiglas for 42" x 42"<br>Square Tables, Diagonal<br>Placement | 24" x 60" x 60" x<br>0.25" | 623           |
|   | <b>PLEX-X246868-DP</b> | X-Shape Safe-T Screens<br>(2) 24"H x 68"L x 0.25"D<br>Clear Plexiglas for 48" x 48"<br>Square Tables, Diagonal<br>Placement | 24" x 68" x 68" x<br>0.25" | 659           |
|  | <b>PLEX-X248585-DP</b> | X-Shape Safe-T Screens<br>(2) 24"H x 85"L x 0.25"D<br>Clear Plexiglas for 60"<br>x 60" Square Tables,<br>Diagonal Placement | 24" x 85" x 85" x<br>0.25" | 719           |
| Other Options   | <b>PSCON-24</b>        | 24"H Vertical Screen Connector  |                            | 30            |
|   | <b>ST-T-2</b>          | 2" Long Desktop T-Mounts with Double Sided Tape   |                            | 25            |

SAFE-T SCREENS & BARRIERS  
**Clear Plexiglas Screens**



| SELF STANDING SCREEN                                 | MODEL NUMBER         | DESCRIPTION  | DIMENSIONS<br>H X L X W | LIST<br>PRICE |
|--|----------------------|--|-------------------------|---------------|
| <b>Floor-Standing Safe-T Mobile Divider</b>          |                      |  |                         |               |
|  | <b>ST-RLFRM-3475</b> | Floor-Standing Safe-T Mobile Divider, 34"W x 75"H, Metal frame; Cast Acrylic Screen; Locking Casters; Pre-assembled            | 34" x 75"               | 783           |
|  | <b>ST-RLFRM-4375</b> | Floor-Standing Safe-T Mobile Divider, 43"W x 75"H, Metal frame; Cast Acrylic Screen; Locking Casters; Pre-assembled            | 43" x 75"               | 932           |
| <b>Executive Folding Safe-T Screen</b>               |                      |  |                         |               |
|  | <b>ST-EXE-242412</b> | Executive Folding Safe-T Screen with Metal Hinges; Cast Acrylic; Front Panel 24" x 24"; 2 Side Panels 24" x 12"; Pre-assembled | 24" x 48"               | 464           |
| <b>Safe-T Transaction Screen with Metal Supports</b> |                      |  |                         |               |
|  | <b>ST-TS-3640</b>    | Safe-T Transaction Screen, includes a 36"H X 40"W screen with a 6" X 18" Passthrough Window, and 2 Metal Supports              | 40" x 36"               | 719           |



SAFE-T SCREENS & BARRIERS  
**Clear Plexiglas Screens**



**Worksurface and Cubicle Screens - Permanent Attachment**

| HARDWARE       | MODEL NUMBER                  |                                 | DESCRIPTION  | DIMENSIONS<br>H X L X W | LIST<br>PRICE |
|----------------|-------------------------------|---------------------------------|--|-------------------------|---------------|
|                | SIDE<br>SCREENS               | PLEX1424-PS-BR                  | Clear Plexiglas Screen with<br>Permanent Attachment Brackets | 14" x 23.5" x 0.25"     | 162           |
|                |                               | PLEX1430-PS-BR                  |  | 14" x 29.5" x 0.25"     | 173           |
|                | FRONT<br>SCREENS              | PLEX1436-PS-BR                  |  | 14" x 36" x 0.25"       | 203           |
|                |                               | PLEX1442-PS-BR                  |  | 14" x 42" x 0.25"       | 227           |
|                |                               | PLEX1448-PS-BR                  |  | 14" x 48" x 0.25"       | 231           |
|                |                               | PLEX1460-PS-BR                  |  | 14" x 60" x 0.25"       | 294           |
|                |                               | PLEX1472-PS-BR                  |  | 14" x 72" x 0.25"       | 329           |
|                | SIDE<br>SCREENS               | PLEX2424-PS-BR                  |  | 24" x 23.5" x 0.25"     | 208           |
|                |                               | PLEX2430-PS-BR                  |  | 24" x 29.5" x 0.25"     | 237           |
|                | FRONT<br>SCREENS              | PLEX2436-PS-BR                  |  | 24" x 36" x 0.25"       | 275           |
|                |                               | PLEX2442-PS-BR                  |  | 24" x 42" x 0.25"       | 344           |
|                |                               | PLEX2448-PS-BR                  |  | 24" x 48" x 0.25"       | 358           |
|                |                               | PLEX2460-PS-BR                  |  | 24" x 60" x 0.25"       | 415           |
|                |                               | PLEX2472-PS-BR                  |  | 24" x 72" x 0.25"       | 473           |
|                | SIDE<br>SCREENS               | PLEX3024-PS-BR                  |  | 30" x 23.5" x 0.25"     | 393           |
|                |                               | PLEX3030-PS-BR                  |  | 30" x 29.5" x 0.25"     | 434           |
|                | FRONT<br>SCREENS              | PLEX3036-PS-BR                  |  | 30" x 36" x 0.25"       | 536           |
|                |                               | PLEX3042-PS-BR                  |  | 30" x 42" x 0.25"       | 578           |
|                |                               | PLEX3048-PS-BR                  |  | 30" x 48" x 0.25"       | 620           |
|                |                               | PLEX3060-PS-BR                  |  | 30" x 60" x 0.25"       | 763           |
| PLEX3072-PS-BR |                               | 30" x 72" x 0.25"               | 845  |                         |               |
| Other Options  | <b>TOP ALIGNMENT BRACKETS</b> |                                 |  |                         |               |
|                | PLEX-BR-AL-S                  | 180° Aluminum Screen Bracket    | 4  |                         |               |
|                | PLEX-BR-AL-L                  | 90° "L" Aluminum Screen Bracket | 6  |                         |               |
|                | PLEX-BR-AL-T                  | "T" Aluminum Screen Bracket     | 7  |                         |               |
|                | PLEX-BR-AL-X                  | "X" Aluminum Screen Bracket     | 9  |                         |               |

Note: Top Alignment Brackets maintain alignment and add stability to Clear Plexiglas, Frosted Acrylic, and Polycarbonate screens. Brackets feature 2-way, 3-way, or 4-way connections and are paired based on project requirements.

SAFE-T SCREENS & BARRIERS  
**Clear Plexiglas Screens**



**Free-Standing or Permanent Attachment Screens**

| HARDWARE        | MODEL NUMBER                  |                   | DESCRIPTION  | DIMENSIONS<br>H X L X W | LIST PRICE |
|-----------------|-------------------------------|-------------------|--|-------------------------|------------|
|                 | SIDE SCREENS                  | PLEX1424-PS-TMB   | Clear Plexiglas Screen with Permanent Attachment or Optional Double-Sided Tape | 14" x 23.5" x 0.25"     | 188        |
|                 |                               | PLEX1430-PS-TMB   |  | 14" x 29.5" x 0.25"     | 199        |
|                 | FRONT SCREENS                 | PLEX1436-PS-TMB   |  | 14" x 36" x 0.25"       | 229        |
|                 |                               | PLEX1442-PS-TMB   |  | 14" x 42" x 0.25"       | 253        |
|                 |                               | PLEX1448-PS-TMB   |  | 14" x 48" x 0.25"       | 257        |
|                 |                               | PLEX1460-PS-TMB   |  | 14" x 60" x 0.25"       | 333        |
|                 |                               | PLEX1472-PS-TMB   |  | 14" x 72" x 0.25"       | 368        |
|                 | SIDE SCREENS                  | PLEX2424-PS-TMB   |  | 24" x 23.5" x 0.25"     | 234        |
|                 |                               | PLEX2430-PS-TMB   |  | 24" x 29.5" x 0.25"     | 263        |
|                 | FRONT SCREENS                 | PLEX2436-PS-TMB   |  | 24" x 36" x 0.25"       | 301        |
|                 |                               | PLEX2442-PS-TMB   |  | 24" x 42" x 0.25"       | 383        |
|                 |                               | PLEX2448-PS-TMB   |  | 24" x 48" x 0.25"       | 397        |
|                 |                               | PLEX2460-PS-TMB   |  | 24" x 60" x 0.25"       | 454        |
|                 |                               | PLEX2472-PS-TMB   |  | 24" x 72" x 0.25"       | 512        |
|                 | SIDE SCREENS                  | PLEX3024-PS-TMB   |  | 30" x 23.5" x 0.25"     | 419        |
|                 |                               | PLEX3030-PS-TMB   |  | 30" x 29.5" x 0.25"     | 460        |
|                 | FRONT SCREENS                 | PLEX3036-PS-TMB   |  | 30" x 36" x 0.25"       | 575        |
|                 |                               | PLEX3042-PS-TMB   |  | 30" x 42" x 0.25"       | 617        |
|                 |                               | PLEX3048-PS-TMB   |  | 30" x 48" x 0.25"       | 659        |
|                 |                               | PLEX3060-PS-TMB   |  | 30" x 60" x 0.25"       | 815        |
| PLEX3072-PS-TMB |                               | 30" x 72" x 0.25" | 897  |                         |            |
| Other Options   | TAPE                          |                   | Heavy-Duty Double-Sided Tape   |                         | 18         |
|                 | <b>TOP ALIGNMENT BRACKETS</b> |                   |  |                         |            |
|                 | PLEX-BR-AL-S                  |                   | 180° Aluminum Screen Bracket   |                         | 4          |
|                 | PLEX-BR-AL-L                  |                   | 90° "L" Aluminum Screen Bracket  |                         | 6          |
|                 | PLEX-BR-AL-T                  |                   | "T" Aluminum Screen Bracket  |                         | 7          |
|                 | PLEX-BR-AL-X                  |                   | "X" Aluminum Screen Bracket  |                         | 9          |

Note: Top Alignment Brackets maintain alignment and add stability to Clear Plexiglas, Frosted Acrylic, and Polycarbonate screens. Brackets feature 2-way, 3-way, or 4-way connections and are paired based on project requirements.

SAFE-T SCREENS & BARRIERS  
**Clear Plexiglas Screens**



**Worksurface Screens with Removable C-Clamp**

| HARDWARE         | MODEL NUMBER                  | DESCRIPTION                     | DIMENSIONS<br>H X L X W | LIST<br>PRICE |
|------------------|-------------------------------|---------------------------------|-------------------------|---------------|
|                  | SIDE<br>SCREENS               | PLEX1424-PS-C-BR                | 14" x 23.5" x 0.25"     | 283           |
|                  |                               | PLEX1430-PS-C-BR                | 14" x 29.5" x 0.25"     | 294           |
|                  | FRONT<br>SCREENS              | PLEX1436-PS-C-BR                | 14" x 36" x 0.25"       | 324           |
|                  |                               | PLEX1442-PS-C-BR                | 14" x 42" x 0.25"       | 348           |
|                  |                               | PLEX1448-PS-C-BR                | 14" x 48" x 0.25"       | 352           |
|                  |                               | PLEX1460-PS-C-BR                | 14" x 60" x 0.25"       | 415           |
|                  |                               | PLEX1472-PS-C-BR                | 14" x 72" x 0.25"       | 450           |
|                  | SIDE<br>SCREENS               | PLEX2424-PS-C-BR                | 24" x 23.5" x 0.25"     | 329           |
|                  |                               | PLEX2430-PS-C-BR                | 24" x 29.5" x 0.25"     | 358           |
|                  | FRONT<br>SCREENS              | PLEX2436-PS-C-BR                | 24" x 36" x 0.25"       | 396           |
|                  |                               | PLEX2442-PS-C-BR                | 24" x 42" x 0.25"       | 465           |
|                  |                               | PLEX2448-PS-C-BR                | 24" x 48" x 0.25"       | 479           |
|                  |                               | PLEX2460-PS-C-BR                | 24" x 60" x 0.25"       | 536           |
|                  |                               | PLEX2472-PS-C-BR                | 24" x 72" x 0.25"       | 594           |
|                  | SIDE<br>SCREENS               | PLEX3024-PS-C-BR                | 30" x 23.5" x 0.25"     | 514           |
|                  |                               | PLEX3030-PS-C-BR                | 30" x 29.5" x 0.25"     | 555           |
|                  | FRONT<br>SCREENS              | PLEX3036-PS-C-BR                | 30" x 36" x 0.25"       | 657           |
|                  |                               | PLEX3042-PS-C-BR                | 30" x 42" x 0.25"       | 699           |
|                  |                               | PLEX3048-PS-C-BR                | 30" x 48" x 0.25"       | 741           |
|                  |                               | PLEX3060-PS-C-BR                | 30" x 60" x 0.25"       | 884           |
| PLEX3072-PS-C-BR |                               | 30" x 72" x 0.25"               | 966                     |               |
| Other Options    | <b>TOP ALIGNMENT BRACKETS</b> |                                 |                         |               |
|                  | PLEX-BR-AL-S                  | 180° Aluminum Screen Bracket    | 4                       |               |
|                  | PLEX-BR-AL-L                  | 90° "L" Aluminum Screen Bracket | 6                       |               |
|                  | PLEX-BR-AL-T                  | "T" Aluminum Screen Bracket     | 7                       |               |
|                  | PLEX-BR-AL-X                  | "X" Aluminum Screen Bracket     | 9                       |               |

Note: Top Alignment Brackets maintain alignment and add stability to Clear Plexiglas, Frosted Acrylic, and Polycarbonate screens. Brackets feature 2-way, 3-way, or 4-way connections and are paired based on project requirements.

SAFE-T SCREENS & BARRIERS  
**Clear Plexiglas Screens**



**Free-Standing Screens for Worksurfaces and Cubicles**

| HARDWARE         | MODEL NUMBER                  | DESCRIPTION                     | DIMENSIONS<br>H X L X W | LIST<br>PRICE |
|------------------|-------------------------------|---------------------------------|-------------------------|---------------|
|                  | SIDE<br>SCREENS               | PLEX1424-PS-FOOT                | 14" x 23.5" x 0.25"     | 283           |
|                  |                               | PLEX1430-PS-FOOT                | 14" x 29.5" x 0.25"     | 294           |
|                  | FRONT<br>SCREENS              | PLEX1436-PS-FOOT                | 14" x 36" x 0.25"       | 324           |
|                  |                               | PLEX1442-PS-FOOT                | 14" x 42" x 0.25"       | 348           |
|                  |                               | PLEX1448-PS-FOOT                | 14" x 48" x 0.25"       | 352           |
|                  |                               | PLEX1460-PS-FOOT                | 14" x 60" x 0.25"       | 415           |
|                  |                               | PLEX1472-PS-FOOT                | 14" x 72" x 0.25"       | 450           |
|                  | SIDE<br>SCREENS               | PLEX2424-PS-FOOT                | 24" x 23.5" x 0.25"     | 329           |
|                  |                               | PLEX2430-PS-FOOT                | 24" x 29.5" x 0.25"     | 358           |
|                  | FRONT<br>SCREENS              | PLEX2436-PS-FOOT                | 24" x 36" x 0.25"       | 396           |
|                  |                               | PLEX2442-PS-FOOT                | 24" x 42" x 0.25"       | 465           |
|                  |                               | PLEX2448-PS-FOOT                | 24" x 48" x 0.25"       | 479           |
|                  |                               | PLEX2460-PS-FOOT                | 24" x 60" x 0.25"       | 536           |
|                  |                               | PLEX2472-PS-FOOT                | 24" x 72" x 0.25"       | 594           |
|                  | SIDE<br>SCREENS               | PLEX3024-PS-FOOT                | 30" x 23.5" x 0.25"     | 514           |
|                  |                               | PLEX3030-PS-FOOT                | 30" x 29.5" x 0.25"     | 555           |
|                  | FRONT<br>SCREENS              | PLEX3036-PS-FOOT                | 30" x 36" x 0.25"       | 657           |
|                  |                               | PLEX3042-PS-FOOT                | 30" x 42" x 0.25"       | 699           |
|                  |                               | PLEX3048-PS-FOOT                | 30" x 48" x 0.25"       | 741           |
|                  |                               | PLEX3060-PS-FOOT                | 30" x 60" x 0.25"       | 884           |
| PLEX3072-PS-FOOT |                               | 30" x 72" x 0.25"               | 966                     |               |
| Other Options    | MAGNETS                       | Magnets                         |                         | 91            |
|                  | TAPE                          | Heavy-Duty Double-Sided Tape    |                         | 18            |
|                  | <b>TOP ALIGNMENT BRACKETS</b> |                                 |                         |               |
|                  | PLEX-BR-AL-S                  | 180° Aluminum Screen Bracket    |                         | 4             |
|                  | PLEX-BR-AL-L                  | 90° "L" Aluminum Screen Bracket |                         | 6             |
|                  | PLEX-BR-AL-T                  | "T" Aluminum Screen Bracket     |                         | 7             |
|                  | PLEX-BR-AL-X                  | "X" Aluminum Screen Bracket     |                         | 9             |

Note: Top Alignment Brackets maintain alignment and add stability to Clear Plexiglas, Frosted Acrylic, and Polycarbonate screens. Brackets feature 2-way, 3-way, or 4-way connections and are paired based on project requirements.

Worksurface Screens with Permanent Attachment and Free-Standing Screens can be used to extend cubicle panel height. Use strong magnets, or heavy-duty double-sided tape to avoid cubicle cap damage.

SAFE-T SCREENS & BARRIERS  
**Clear Plexiglas Screens**



**Screens for Cubicle Panels with U-Brackets**

| HARDWARE         | MODEL NUMBER                  | DESCRIPTION   | DIMENSIONS<br>H X L X W         | LIST<br>PRICE |
|------------------|-------------------------------|---|---------------------------------|---------------|
|                  | SIDE<br>SCREENS               | PLEX1424-PS-U-BR  | 14" x 23.5" x 0.25"             | 374           |
|                  |                               | PLEX1430-PS-U-BR  | 14" x 29.5" x 0.25"             | 385           |
|                  | FRONT<br>SCREENS              | PLEX1436-PS-U-BR  | 14" x 36" x 0.25"               | 415           |
|                  |                               | PLEX1442-PS-U-BR  | 14" x 42" x 0.25"               | 439           |
|                  |                               | PLEX1448-PS-U-BR  | 14" x 48" x 0.25"               | 443           |
|                  |                               | PLEX1460-PS-U-BR  | 14" x 60" x 0.25"               | 506           |
|                  |                               | PLEX1472-PS-U-BR  | 14" x 72" x 0.25"               | 541           |
|                  | SIDE<br>SCREENS               | PLEX2424-PS-U-BR  | 24" x 23.5" x 0.25"             | 420           |
|                  |                               | PLEX2430-PS-U-BR  | 24" x 29.5" x 0.25"             | 449           |
|                  | FRONT<br>SCREENS              | PLEX2436-PS-U-BR  | 24" x 36" x 0.25"               | 487           |
|                  |                               | PLEX2442-PS-U-BR  | 24" x 42" x 0.25"               | 556           |
|                  |                               | PLEX2448-PS-U-BR  | 24" x 48" x 0.25"               | 570           |
|                  |                               | PLEX2460-PS-U-BR  | 24" x 60" x 0.25"               | 627           |
|                  |                               | PLEX2472-PS-U-BR  | 24" x 72" x 0.25"               | 685           |
|                  | SIDE<br>SCREENS               | PLEX3024-PS-U-BR  | 30" x 23.5" x 0.25"             | 605           |
|                  |                               | PLEX3030-PS-U-BR  | 30" x 29.5" x 0.25"             | 646           |
|                  | FRONT<br>SCREENS              | PLEX3036-PS-U-BR  | 30" x 36" x 0.25"               | 748           |
|                  |                               | PLEX3042-PS-U-BR  | 30" x 42" x 0.25"               | 790           |
|                  |                               | PLEX3048-PS-U-BR  | 30" x 48" x 0.25"               | 832           |
|                  |                               | PLEX3060-PS-U-BR  | 30" x 60" x 0.25"               | 975           |
| PLEX3072-PS-U-BR |                               | 30" x 72" x 0.25"   | 1,057                           |               |
| Other Options    | U-BR-XL                       | Up-charge for<br>Extra Large U-Brackets for 2.75" - 4.75" Wide Panels |                                 | 242           |
|                  | <b>TOP ALIGNMENT BRACKETS</b> |   |                                 |               |
|                  | PLEX-BR-AL-S                  | 180° Aluminum Screen Bracket  |                                 | 4             |
|                  |                               | PLEX-BR-AL-L  | 90° "L" Aluminum Screen Bracket | 6             |
|                  |                               | PLEX-BR-AL-T  | "T" Aluminum Screen Bracket     | 7             |
|                  |                               | PLEX-BR-AL-X  | "X" Aluminum Screen Bracket     | 9             |

Note: Top Alignment Brackets maintain alignment and add stability to Clear Plexiglas, Frosted Acrylic, and Polycarbonate screens. Brackets feature 2-way, 3-way, or 4-way connections and are paired based on project requirements.

SAFE-T SCREENS & BARRIERS  
**Frosted Acrylic Screens**



**Worksurface and Cubicle Screens - Permanent Attachment**

| HARDWARE      | MODEL NUMBER                  |                                 | DESCRIPTION   | DIMENSIONS<br>H x L x W | LIST PRICE |
|---------------|-------------------------------|---------------------------------|---|-------------------------|------------|
|               | SIDE<br>SCREENS               | AP1424-PS-BR                    | Frosted Acrylic Screen<br>with Permanent<br>Attachment Brackets | 14" x 20.5" x 0.25"     | 207        |
|               |                               | AP1430-PS-BR                    |   | 14" x 26.5" x 0.25"     | 207        |
|               | FRONT<br>SCREENS              | AP1448-PS-BR                    |   | 14" x 48" x 0.25"       | 400        |
|               |                               | AP1460-PS-BR                    |   | 14" x 60" x 0.25"       | 466        |
|               |                               | AP1472-PS-BR                    |   | 14" x 72" x 0.25"       | 533        |
|               | SIDE<br>SCREENS               | AP2424-PS-BR                    |   | 24" x 20.5" x 0.25"     | 275        |
|               |                               | AP2430-PS-BR                    |   | 24" x 26.5" x 0.25"     | 337        |
|               | FRONT<br>SCREENS              | AP2448-PS-BR                    |   | 24" x 48" x 0.25"       | 528        |
|               |                               | AP2460-PS-BR                    |   | 24" x 60" x 0.25"       | 652        |
|               |                               | AP2472-PS-BR                    |   | 24" x 72" x 0.25"       | 776        |
|               | SIDE<br>SCREENS               | AP3024-PS-BR                    |   | 30" x 20.5" x 0.25"     | 632        |
|               |                               | AP3030-PS-BR                    |   | 30" x 26.5" x 0.25"     | 747        |
|               | FRONT<br>SCREENS              | AP3036-PS-BR                    |   | 30" x 36" x 0.25"       | 894        |
|               |                               | AP3042-PS-BR                    |   | 30" x 42" x 0.25"       | 1,010      |
|               |                               | AP3048-PS-BR                    |   | 30" x 48" x 0.25"       | 1,127      |
|               |                               | AP3060-PS-BR                    |   | 30" x 60" x 0.25"       | 1,389      |
| AP3072-PS-BR  |                               | 30" x 72" x 0.25"               | 1,622   |                         |            |
| Other Options | <b>TOP ALIGNMENT BRACKETS</b> |                                 |   |                         |            |
|               | PLEX-BR-AL-S                  | 180° Aluminum Screen Bracket    | 4   |                         |            |
|               | PLEX-BR-AL-L                  | 90° "L" Aluminum Screen Bracket | 6   |                         |            |
|               | PLEX-BR-AL-T                  | "T" Aluminum Screen Bracket     | 7   |                         |            |
|               | PLEX-BR-AL-X                  | "X" Aluminum Screen Bracket     | 9   |                         |            |

Note: Top Alignment Brackets maintain alignment and add stability to Clear Plexiglas, Frosted Acrylic, and Polycarbonate screens. Brackets feature 2-way, 3-way, or 4-way connections and are paired based on project requirements.

SAFE-T SCREENS & BARRIERS  
**Frosted Acrylic Screens**



**Free-Standing or Permanent Attachment Screens**

| HARDWARE                      | MODEL NUMBER  | DESCRIPTION                     | DIMENSIONS<br>H x L x W      | LIST PRICE |
|-------------------------------|---------------|---------------------------------|------------------------------|------------|
|                               | SIDE SCREENS  | AP1424-PS-TMB                   | 14" x 20.5" x 0.25"          | 233        |
|                               |               | AP1430-PS-TMB                   | 14" x 26.5" x 0.25"          | 233        |
|                               | FRONT SCREENS | AP1448-PS-TMB                   | 14" x 48" x 0.25"            | 426        |
|                               |               | AP1460-PS-TMB                   | 14" x 60" x 0.25"            | 505        |
|                               |               | AP1472-PS-TMB                   | 14" x 72" x 0.25"            | 572        |
|                               | SIDE SCREENS  | AP2424-PS-TMB                   | 24" x 20.5" x 0.25"          | 301        |
|                               |               | AP2430-PS-TMB                   | 24" x 26.5" x 0.25"          | 363        |
|                               | FRONT SCREENS | AP2448-PS-TMB                   | 24" x 48" x 0.25"            | 567        |
|                               |               | AP2460-PS-TMB                   | 24" x 60" x 0.25"            | 691        |
|                               |               | AP2472-PS-TMB                   | 24" x 72" x 0.25"            | 815        |
|                               | SIDE SCREENS  | AP3024-PS-TMB                   | 30" x 20.5" x 0.25"          | 658        |
|                               |               | AP3030-PS-TMB                   | 30" x 26.5" x 0.25"          | 773        |
|                               | FRONT SCREENS | AP3036-PS-TMB                   | 30" x 36" x 0.25"            | 933        |
|                               |               | AP3042-PS-TMB                   | 30" x 42" x 0.25"            | 1,049      |
|                               |               | AP3048-PS-TMB                   | 30" x 48" x 0.25"            | 1,166      |
|                               |               | AP3060-PS-TMB                   | 30" x 60" x 0.25"            | 1,441      |
|                               |               | AP3072-PS-TMB                   | 30" x 72" x 0.25"            | 1,674      |
|                               | Other Options | TAPE                            | Heavy-Duty Double-Sided Tape |            |
| <b>TOP ALIGNMENT BRACKETS</b> |               |                                 |                              |            |
|                               | PLEX-BR-AL-S  | 180° Aluminum Screen Bracket    |                              | 4          |
|                               | PLEX-BR-AL-L  | 90° "L" Aluminum Screen Bracket |                              | 6          |
|                               | PLEX-BR-AL-T  | "T" Aluminum Screen Bracket     |                              | 7          |
|                               | PLEX-BR-AL-X  | "X" Aluminum Screen Bracket     |                              | 9          |

Note: Top Alignment Brackets maintain alignment and add stability to Clear Plexiglas, Frosted Acrylic, and Polycarbonate screens. Brackets feature 2-way, 3-way, or 4-way connections and are paired based on project requirements.

SAFE-T SCREENS & BARRIERS  
**Frosted Acrylic Screens**



**Worksurface Screens with Removable C-Clamp**

| HARDWARE | MODEL NUMBER  |                                 | DESCRIPTION                                    | DIMENSIONS<br>H x L x W | LIST PRICE |
|----------|---------------|---------------------------------|--|-------------------------|------------|
|          | SIDE SCREENS  | AP1424-PS-C-BR                  | Frosted Acrylic Screen with C-Clamp Attachment | 14" x 20.5" x 0.25"     | 328        |
|          |               | AP1430-PS-C-BR                  |  | 14" x 26.5" x 0.25"     | 328        |
|          | FRONT SCREENS | AP1448-PS-C-BR                  |  | 14" x 48" x 0.25"       | 521        |
|          |               | AP1460-PS-C-BR                  |  | 14" x 60" x 0.25"       | 587        |
|          |               | AP1472-PS-C-BR                  |  | 14" x 72" x 0.25"       | 654        |
|          | SIDE SCREENS  | AP2424-PS-C-BR                  |  | 24" x 20.5" x 0.25"     | 396        |
|          |               | AP2430-PS-C-BR                  |  | 24" x 26.5" x 0.25"     | 458        |
|          | FRONT SCREENS | AP2448-PS-C-BR                  |  | 24" x 48" x 0.25"       | 649        |
|          |               | AP2460-PS-C-BR                  |  | 24" x 60" x 0.25"       | 773        |
|          |               | AP2472-PS-C-BR                  |  | 24" x 72" x 0.25"       | 897        |
|          | SIDE SCREENS  | AP3024-PS-C-BR                  |  | 30" x 20.5" x 0.25"     | 753        |
|          |               | AP3030-PS-C-BR                  |  | 30" x 26.5" x 0.25"     | 868        |
|          | FRONT SCREENS | AP3036-PS-C-BR                  |  | 30" x 36" x 0.25"       | 1,015      |
|          |               | AP3042-PS-C-BR                  |  | 30" x 42" x 0.25"       | 1,131      |
|          |               | AP3048-PS-C-BR                  |  | 30" x 48" x 0.25"       | 1,248      |
|          |               | AP3060-PS-C-BR                  |  | 30" x 60" x 0.25"       | 1,510      |
|          |               | AP3072-PS-C-BR                  |  | 30" x 72" x 0.25"       | 1,743      |
|          | Other Options | <b>TOP ALIGNMENT BRACKETS</b>   |  |                         |            |
|          | PLEX-BR-AL-S  | 180° Aluminum Screen Bracket    | 4  |                         |            |
|          | PLEX-BR-AL-L  | 90° "L" Aluminum Screen Bracket | 6  |                         |            |
|          | PLEX-BR-AL-T  | "T" Aluminum Screen Bracket     | 7  |                         |            |
|          | PLEX-BR-AL-X  | "X" Aluminum Screen Bracket     | 9  |                         |            |

Note: Top Alignment Brackets maintain alignment and add stability to Clear Plexiglas, Frosted Acrylic, and Polycarbonate screens. Brackets feature 2-way, 3-way, or 4-way connections and are paired based on project requirements.



SAFE-T SCREENS & BARRIERS  
**Frosted Acrylic Screens**



**Free-Standing Screens for Worksurfaces and Cubicles**

| HARDWARE       | MODEL NUMBER                  | DESCRIPTION                     | DIMENSIONS<br>H x L x W | LIST PRICE |
|----------------|-------------------------------|---------------------------------|-------------------------|------------|
|                | SIDE SCREENS                  | AP1424-PS-FOOT                  | 14" x 20.5" x 0.25"     | 328        |
|                |                               | AP1430-PS-FOOT                  | 14" x 26.5" x 0.25"     | 328        |
|                | FRONT SCREENS                 | AP1448-PS-FOOT                  | 14" x 48" x 0.25"       | 521        |
|                |                               | AP1460-PS-FOOT                  | 14" x 60" x 0.25"       | 587        |
|                |                               | AP1472-PS-FOOT                  | 14" x 72" x 0.25"       | 654        |
|                | SIDE SCREENS                  | AP2424-PS-FOOT                  | 24" x 20.5" x 0.25"     | 396        |
|                |                               | AP2430-PS-FOOT                  | 24" x 26.5" x 0.25"     | 458        |
|                | FRONT SCREENS                 | AP2448-PS-FOOT                  | 24" x 48" x 0.25"       | 649        |
|                |                               | AP2460-PS-FOOT                  | 24" x 60" x 0.25"       | 773        |
|                |                               | AP2472-PS-FOOT                  | 24" x 72" x 0.25"       | 897        |
|                | SIDE SCREENS                  | AP3024-PS-FOOT                  | 30" x 20.5" x 0.25"     | 753        |
|                |                               | AP3030-PS-FOOT                  | 30" x 26.5" x 0.25"     | 868        |
|                | FRONT SCREENS                 | AP3036-PS-FOOT                  | 30" x 36" x 0.25"       | 1,015      |
|                |                               | AP3042-PS-FOOT                  | 30" x 42" x 0.25"       | 1,131      |
|                |                               | AP3048-PS-FOOT                  | 30" x 48" x 0.25"       | 1,248      |
|                |                               | AP3060-PS-FOOT                  | 30" x 60" x 0.25"       | 1,510      |
| AP3072-PS-FOOT |                               | 30" x 72" x 0.25"               | 1,743                   |            |
| Other Options  | MAGNETS                       | Magnets                         |                         | 91         |
|                | TAPE                          | Heavy-Duty Double-Sided Tape    |                         | 18         |
|                | <b>TOP ALIGNMENT BRACKETS</b> |                                 |                         |            |
|                | PLEX-BR-AL-S                  | 180° Aluminum Screen Bracket    |                         | 4          |
|                | PLEX-BR-AL-L                  | 90° "L" Aluminum Screen Bracket |                         | 6          |
|                | PLEX-BR-AL-T                  | "T" Aluminum Screen Bracket     |                         | 7          |
|                | PLEX-BR-AL-X                  | "X" Aluminum Screen Bracket     |                         | 9          |

Note: Top Alignment Brackets maintain alignment and add stability to Clear Plexiglas, Frosted Acrylic, and Polycarbonate screens. Brackets feature 2-way, 3-way, or 4-way connections and are paired based on project requirements.

Worksurface Screens with Permanent Attachment and Free-Standing Screens can be used to extend cubicle panel height. Use strong magnets, or heavy-duty double-sided tape to avoid cubicle cap damage.

SAFE-T SCREENS & BARRIERS  
**Frosted Acrylic Screens**



**Screens for Cubicle Panels with U-Brackets**

| HARDWARE       | MODEL NUMBER                  |                   | DESCRIPTION   | DIMENSIONS<br>H X L X W | LIST<br>PRICE |
|----------------|-------------------------------|-------------------|---|-------------------------|---------------|
|                | SIDE<br>SCREENS               | AP1424-PS-U-BR    | Frosted Acrylic Screen with<br>U-Bracket Attachment for<br>1.875" - 2.75" Wide Panels | 14" x 20.5" x 0.25"     | 419           |
|                |                               | AP1430-PS-U-BR    |   | 14" x 26.5" x 0.25"     | 419           |
|                | FRONT<br>SCREENS              | AP1448-PS-U-BR    |   | 14" x 48" x 0.25"       | 612           |
|                |                               | AP1460-PS-U-BR    |   | 14" x 60" x 0.25"       | 678           |
|                |                               | AP1472-PS-U-BR    |   | 14" x 72" x 0.25"       | 745           |
|                | SIDE<br>SCREENS               | AP2424-PS-U-BR    |   | 24" x 20.5" x 0.25"     | 487           |
|                |                               | AP2430-PS-U-BR    |   | 24" x 26.5" x 0.25"     | 549           |
|                | FRONT<br>SCREENS              | AP2448-PS-U-BR    |   | 24" x 48" x 0.25"       | 740           |
|                |                               | AP2460-PS-U-BR    |   | 24" x 60" x 0.25"       | 864           |
|                |                               | AP2472-PS-U-BR    |   | 24" x 72" x 0.25"       | 988           |
|                | SIDE<br>SCREENS               | AP3024-PS-U-BR    |   | 30" x 20.5" x 0.25"     | 844           |
|                |                               | AP3030-PS-U-BR    |   | 30" x 26.5" x 0.25"     | 959           |
|                | FRONT<br>SCREENS              | AP3036-PS-U-BR    |   | 30" x 36" x 0.25"       | 1,106         |
|                |                               | AP3042-PS-U-BR    |   | 30" x 42" x 0.25"       | 1,222         |
|                |                               | AP3048-PS-U-BR    |   | 30" x 48" x 0.25"       | 1,339         |
|                |                               | AP3060-PS-U-BR    |   | 30" x 60" x 0.25"       | 1,601         |
| AP3072-PS-U-BR |                               | 30" x 72" x 0.25" | 1,834   |                         |               |
| Other Options  | <b>U-BR-XL</b>                |                   | Up-charge for<br>Extra Large U-Brackets for 2.75" - 4.75" Wide Panels                 | 242                     |               |
|                | <b>TOP ALIGNMENT BRACKETS</b> |                   |   |                         |               |
|                | <b>PLEX-BR-AL-S</b>           |                   | 180° Aluminum Screen Bracket  | 4                       |               |
|                | <b>PLEX-BR-AL-L</b>           |                   | 90° "L" Aluminum Screen Bracket   | 6                       |               |
|                | <b>PLEX-BR-AL-T</b>           |                   | "T" Aluminum Screen Bracket   | 7                       |               |
|                | <b>PLEX-BR-AL-X</b>           |                   | "X" Aluminum Screen Bracket   | 9                       |               |

Note: Top Alignment Brackets maintain alignment and add stability to Clear Plexiglas, Frosted Acrylic, and Polycarbonate screens. Brackets feature 2-way, 3-way, or 4-way connections and are paired based on project requirements.

SAFE-T SCREENS & BARRIERS  
**Polycarbonate Screens**



**Worksurface and Cubicle Screens - Permanent Attachment**

| HARDWARE       | MODEL NUMBER                  |                                 | DESCRIPTION   | DIMENSIONS<br>H X L X W | LIST<br>PRICE |
|----------------|-------------------------------|---------------------------------|---|-------------------------|---------------|
|                | SIDE<br>SCREENS               | POLY1424-PS-BR                  | Polycarbonate Screen<br>with Permanent<br>Attachment Brackets | 14" x 23.5" x 0.25"     | 261           |
|                |                               | POLY1430-PS-BR                  |   | 14" x 29.5" x 0.25"     | 285           |
|                | FRONT<br>SCREENS              | POLY1436-PS-BR                  |   | 14" x 36" x 0.25"       | 346           |
|                |                               | POLY1442-PS-BR                  |   | 14" x 42" x 0.25"       | 394           |
|                |                               | POLY1448-PS-BR                  |   | 14" x 48" x 0.25"       | 402           |
|                |                               | POLY1460-PS-BR                  |   | 14" x 60" x 0.25"       | 494           |
|                |                               | POLY1472-PS-BR                  |   | 14" x 72" x 0.25"       | 565           |
|                | SIDE<br>SCREENS               | POLY2424-PS-BR                  |   | 24" x 23.5" x 0.25"     | 356           |
|                |                               | POLY2430-PS-BR                  |   | 24" x 29.5" x 0.25"     | 412           |
|                | FRONT<br>SCREENS              | POLY2436-PS-BR                  |   | 24" x 36" x 0.25"       | 491           |
|                |                               | POLY2442-PS-BR                  |   | 24" x 42" x 0.25"       | 594           |
|                |                               | POLY2448-PS-BR                  |   | 24" x 48" x 0.25"       | 623           |
|                |                               | POLY2460-PS-BR                  |   | 24" x 60" x 0.25"       | 740           |
|                |                               | POLY2472-PS-BR                  |   | 24" x 72" x 0.25"       | 853           |
|                | SIDE<br>SCREENS               | POLY3024-PS-BR                  |   | 30" x 23.5" x 0.25"     | 484           |
|                |                               | POLY3030-PS-BR                  |   | 30" x 29.5" x 0.25"     | 575           |
|                | FRONT<br>SCREENS              | POLY3036-PS-BR                  |   | 30" x 36" x 0.25"       | 635           |
|                |                               | POLY3042-PS-BR                  |   | 30" x 42" x 0.25"       | 635           |
|                |                               | POLY3048-PS-BR                  |   | 30" x 48" x 0.25"       | 666           |
|                |                               | POLY3060-PS-BR                  |   | 30" x 60" x 0.25"       | 1,345         |
| POLY3072-PS-BR |                               | 30" x 72" x 0.25"               | 1,345   |                         |               |
| Other Options  | <b>TOP ALIGNMENT BRACKETS</b> |                                 |   |                         |               |
|                | PLEX-BR-AL-S                  | 180° Aluminum Screen Bracket    | 4   |                         |               |
|                | PLEX-BR-AL-L                  | 90° "L" Aluminum Screen Bracket | 6   |                         |               |
|                | PLEX-BR-AL-T                  | "T" Aluminum Screen Bracket     | 7   |                         |               |
|                | PLEX-BR-AL-X                  | "X" Aluminum Screen Bracket     | 9   |                         |               |

Note: Top Alignment Brackets maintain alignment and add stability to Clear Plexiglas, Frosted Acrylic, and Polycarbonate screens. Brackets feature 2-way, 3-way, or 4-way connections and are paired based on project requirements.

SAFE-T SCREENS & BARRIERS  
**Polycarbonate Screens**



**Free-Standing or Permanent Attachment Screens**

| HARDWARE        | MODEL NUMBER                  |                   | DESCRIPTION  | DIMENSIONS<br>H X L X W | LIST<br>PRICE |
|-----------------|-------------------------------|-------------------|--|-------------------------|---------------|
|                 | SIDE<br>SCREENS               | POLY1424-PS-TMB   | Polycarbonate Screen<br>with Permanent Attachment<br>or Optional Double-Sided Tape | 14" x 23.5" x 0.25"     | 287           |
|                 |                               | POLY1430-PS-TMB   |  | 14" x 29.5" x 0.25"     | 311           |
|                 | FRONT<br>SCREENS              | POLY1436-PS-TMB   |  | 14" x 36" x 0.25"       | 372           |
|                 |                               | POLY1442-PS-TMB   |  | 14" x 42" x 0.25"       | 420           |
|                 |                               | POLY1448-PS-TMB   |  | 14" x 48" x 0.25"       | 428           |
|                 |                               | POLY1460-PS-TMB   |  | 14" x 60" x 0.25"       | 533           |
|                 |                               | POLY1472-PS-TMB   |  | 14" x 72" x 0.25"       | 604           |
|                 | SIDE<br>SCREENS               | POLY2424-PS-TMB   |  | 24" x 23.5" x 0.25"     | 382           |
|                 |                               | POLY2430-PS-TMB   |  | 24" x 29.5" x 0.25"     | 438           |
|                 | FRONT<br>SCREENS              | POLY2436-PS-TMB   |  | 24" x 36" x 0.25"       | 517           |
|                 |                               | POLY2442-PS-TMB   |  | 24" x 42" x 0.25"       | 633           |
|                 |                               | POLY2448-PS-TMB   |  | 24" x 48" x 0.25"       | 662           |
|                 |                               | POLY2460-PS-TMB   |  | 24" x 60" x 0.25"       | 779           |
|                 |                               | POLY2472-PS-TMB   |  | 24" x 72" x 0.25"       | 892           |
|                 | SIDE<br>SCREENS               | POLY3024-PS-TMB   |  | 30" x 23.5" x 0.25"     | 510           |
|                 |                               | POLY3030-PS-TMB   |  | 30" x 29.5" x 0.25"     | 601           |
|                 | FRONT<br>SCREENS              | POLY3036-PS-TMB   |  | 30" x 36" x 0.25"       | 674           |
|                 |                               | POLY3042-PS-TMB   |  | 30" x 42" x 0.25"       | 674           |
|                 |                               | POLY3048-PS-TMB   |  | 30" x 48" x 0.25"       | 705           |
|                 |                               | POLY3060-PS-TMB   |  | 30" x 60" x 0.25"       | 1,397         |
| POLY3072-PS-TMB |                               | 30" x 72" x 0.25" | 1,397  |                         |               |
| Other Options   | TAPE                          |                   | Heavy-Duty Double-Sided Tape   |                         | 18            |
|                 | <b>TOP ALIGNMENT BRACKETS</b> |                   |  |                         |               |
| <br><br><br>    | PLEX-BR-AL-S                  |                   | 180° Aluminum Screen Bracket   |                         | 4             |
|                 | PLEX-BR-AL-L                  |                   | 90° "L" Aluminum Screen Bracket  |                         | 6             |
|                 | PLEX-BR-AL-T                  |                   | "T" Aluminum Screen Bracket  |                         | 7             |
|                 | PLEX-BR-AL-X                  |                   | "X" Aluminum Screen Bracket  |                         | 9             |

Note: Top Alignment Brackets maintain alignment and add stability to Clear Plexiglas, Frosted Acrylic, and Polycarbonate screens. Brackets feature 2-way, 3-way, or 4-way connections and are paired based on project requirements.

SAFE-T SCREENS & BARRIERS  
**Polycarbonate Screens**



**Worksurface Screens with Removable C-Clamp**

| HARDWARE         | MODEL NUMBER                  |                                 | DESCRIPTION                                     | DIMENSIONS<br>H X L X W | LIST<br>PRICE |
|------------------|-------------------------------|---------------------------------|---|-------------------------|---------------|
|                  | SIDE<br>SCREENS               | POLY1424-PS-C-BR                | Polycarbonate Screen<br>with C-Clamp Attachment | 14" x 23.5" x 0.25"     | 382           |
|                  |                               | POLY1430-PS-C-BR                |   | 14" x 29.5" x 0.25"     | 406           |
|                  | FRONT<br>SCREENS              | POLY1436-PS-C-BR                |   | 14" x 36" x 0.25"       | 467           |
|                  |                               | POLY1442-PS-C-BR                |   | 14" x 42" x 0.25"       | 515           |
|                  |                               | POLY1448-PS-C-BR                |   | 14" x 48" x 0.25"       | 523           |
|                  |                               | POLY1460-PS-C-BR                |   | 14" x 60" x 0.25"       | 615           |
|                  |                               | POLY1472-PS-C-BR                |   | 14" x 72" x 0.25"       | 686           |
|                  | SIDE<br>SCREENS               | POLY2424-PS-C-BR                |   | 24" x 23.5" x 0.25"     | 477           |
|                  |                               | POLY2430-PS-C-BR                |   | 24" x 29.5" x 0.25"     | 533           |
|                  | FRONT<br>SCREENS              | POLY2436-PS-C-BR                |   | 24" x 36" x 0.25"       | 612           |
|                  |                               | POLY2442-PS-C-BR                |   | 24" x 42" x 0.25"       | 715           |
|                  |                               | POLY2448-PS-C-BR                |   | 24" x 48" x 0.25"       | 744           |
|                  |                               | POLY2460-PS-C-BR                |   | 24" x 60" x 0.25"       | 861           |
|                  |                               | POLY2472-PS-C-BR                |   | 24" x 72" x 0.25"       | 974           |
|                  | SIDE<br>SCREENS               | POLY3024-PS-C-BR                |   | 30" x 23.5" x 0.25"     | 605           |
|                  |                               | POLY3030-PS-C-BR                |   | 30" x 29.5" x 0.25"     | 696           |
|                  | FRONT<br>SCREENS              | POLY3036-PS-C-BR                |   | 30" x 36" x 0.25"       | 756           |
|                  |                               | POLY3042-PS-C-BR                |   | 30" x 42" x 0.25"       | 756           |
|                  |                               | POLY3048-PS-C-BR                |   | 30" x 48" x 0.25"       | 787           |
|                  |                               | POLY3060-PS-C-BR                |   | 30" x 60" x 0.25"       | 1,466         |
| POLY3072-PS-C-BR |                               | 30" x 72" x 0.25"               | 1,466   |                         |               |
| Other Options    | <b>TOP ALIGNMENT BRACKETS</b> |                                 |   |                         |               |
|                  | PLEX-BR-AL-S                  | 180° Aluminum Screen Bracket    | 4   |                         |               |
|                  | PLEX-BR-AL-L                  | 90° "L" Aluminum Screen Bracket | 6   |                         |               |
|                  | PLEX-BR-AL-T                  | "T" Aluminum Screen Bracket     | 7   |                         |               |
|                  | PLEX-BR-AL-X                  | "X" Aluminum Screen Bracket     | 9   |                         |               |

Note: Top Alignment Brackets maintain alignment and add stability to Clear Plexiglas, Frosted Acrylic, and Polycarbonate screens. Brackets feature 2-way, 3-way, or 4-way connections and are paired based on project requirements.

SAFE-T SCREENS & BARRIERS  
**Polycarbonate Screens**



**Free-Standing Screens for Worksurfaces and Cubicles**

| HARDWARE         | MODEL NUMBER                  |                   | DESCRIPTION                                     | DIMENSIONS<br>H X L X W | LIST<br>PRICE |
|------------------|-------------------------------|-------------------|---|-------------------------|---------------|
|                  | SIDE<br>SCREENS               | POLY1424-PS-FOOT  | Polycarbonate Screen<br>with Free-Standing Foot | 14" x 23.5" x 0.25"     | 382           |
|                  |                               | POLY1430-PS-FOOT  |   | 14" x 29.5" x 0.25"     | 406           |
|                  | FRONT<br>SCREENS              | POLY1436-PS-FOOT  |   | 14" x 36" x 0.25"       | 467           |
|                  |                               | POLY1442-PS-FOOT  |   | 14" x 42" x 0.25"       | 515           |
|                  |                               | POLY1448-PS-FOOT  |   | 14" x 48" x 0.25"       | 523           |
|                  |                               | POLY1460-PS-FOOT  |   | 14" x 60" x 0.25"       | 615           |
|                  |                               | POLY1472-PS-FOOT  |   | 14" x 72" x 0.25"       | 686           |
|                  | SIDE<br>SCREENS               | POLY2424-PS-FOOT  |   | 24" x 23.5" x 0.25"     | 477           |
|                  |                               | POLY2430-PS-FOOT  |   | 24" x 29.5" x 0.25"     | 533           |
|                  | FRONT<br>SCREENS              | POLY2436-PS-FOOT  |   | 24" x 36" x 0.25"       | 612           |
|                  |                               | POLY2442-PS-FOOT  |   | 24" x 42" x 0.25"       | 715           |
|                  |                               | POLY2448-PS-FOOT  |   | 24" x 48" x 0.25"       | 744           |
|                  |                               | POLY2460-PS-FOOT  |   | 24" x 60" x 0.25"       | 861           |
|                  |                               | POLY2472-PS-FOOT  |   | 24" x 72" x 0.25"       | 974           |
|                  | SIDE<br>SCREENS               | POLY3024-PS-FOOT  |   | 30" x 23.5" x 0.25"     | 605           |
|                  |                               | POLY3030-PS-FOOT  |   | 30" x 29.5" x 0.25"     | 696           |
|                  | FRONT<br>SCREENS              | POLY3036-PS-FOOT  |   | 30" x 36" x 0.25"       | 756           |
|                  |                               | POLY3042-PS-FOOT  |   | 30" x 42" x 0.25"       | 756           |
|                  |                               | POLY3048-PS-FOOT  |   | 30" x 48" x 0.25"       | 787           |
|                  |                               | POLY3060-PS-FOOT  |   | 30" x 60" x 0.25"       | 1,466         |
| POLY3072-PS-FOOT |                               | 30" x 72" x 0.25" | 1,466   |                         |               |
| Other Options    | MAGNETS                       |                   | Magnets   |                         | 91            |
|                  | TAPE                          |                   | Heavy-Duty Double-Sided Tape                    |                         | 18            |
|                  | <b>TOP ALIGNMENT BRACKETS</b> |                   |   |                         |               |
|                  | PLEX-BR-AL-S                  |                   | 180° Aluminum Screen Bracket                    |                         | 4             |
|                  | PLEX-BR-AL-L                  |                   | 90° "L" Aluminum Screen Bracket                 |                         | 6             |
|                  | PLEX-BR-AL-T                  |                   | "T" Aluminum Screen Bracket                     |                         | 7             |
|                  | PLEX-BR-AL-X                  |                   | "X" Aluminum Screen Bracket                     |                         | 9             |

Note: Top Alignment Brackets maintain alignment and add stability to Clear Plexiglas, Frosted Acrylic, and Polycarbonate screens. Brackets feature 2-way, 3-way, or 4-way connections and are paired based on project requirements.

Worksurface Screens with Permanent Attachment and Free-Standing Screens can be used to extend cubicle panel height. Use strong magnets, or heavy-duty double-sided tape to avoid cubicle cap damage.

SAFE-T SCREENS & BARRIERS  
**Polycarbonate Screens**




**Screens for Cubicle Panels with U-Brackets**

| HARDWARE         | MODEL NUMBER                  |                   | DESCRIPTION   | DIMENSIONS<br>H X L X W | LIST<br>PRICE |
|------------------|-------------------------------|-------------------|---|-------------------------|---------------|
|                  | SIDE<br>SCREENS               | POLY1424-PS-U-BR  | Polycarbonate Screen<br>with U-Bracket Attachment<br>for 1.875" - 2.75" Wide Panels | 14" x 23.5" x 0.25"     | 473           |
|                  |                               | POLY1430-PS-U-BR  |   | 14" x 29.5" x 0.25"     | 497           |
|                  | FRONT<br>SCREENS              | POLY1436-PS-U-BR  |   | 14" x 36" x 0.25"       | 558           |
|                  |                               | POLY1442-PS-U-BR  |   | 14" x 42" x 0.25"       | 606           |
|                  |                               | POLY1448-PS-U-BR  |   | 14" x 48" x 0.25"       | 614           |
|                  |                               | POLY1460-PS-U-BR  |   | 14" x 60" x 0.25"       | 706           |
|                  |                               | POLY1472-PS-U-BR  |   | 14" x 72" x 0.25"       | 777           |
|                  | SIDE<br>SCREENS               | POLY2424-PS-U-BR  |   | 24" x 23.5" x 0.25"     | 568           |
|                  |                               | POLY2430-PS-U-BR  |   | 24" x 29.5" x 0.25"     | 624           |
|                  | FRONT<br>SCREENS              | POLY2436-PS-U-BR  |   | 24" x 36" x 0.25"       | 703           |
|                  |                               | POLY2442-PS-U-BR  |   | 24" x 42" x 0.25"       | 806           |
|                  |                               | POLY2448-PS-U-BR  |   | 24" x 48" x 0.25"       | 835           |
|                  |                               | POLY2460-PS-U-BR  |   | 24" x 60" x 0.25"       | 952           |
|                  |                               | POLY2472-PS-U-BR  |   | 24" x 72" x 0.25"       | 1,065         |
|                  | SIDE<br>SCREENS               | POLY3024-PS-U-BR  |   | 30" x 23.5" x 0.25"     | 696           |
|                  |                               | POLY3030-PS-U-BR  |   | 30" x 29.5" x 0.25"     | 787           |
|                  | FRONT<br>SCREENS              | POLY3036-PS-U-BR  |   | 30" x 36" x 0.25"       | 847           |
|                  |                               | POLY3042-PS-U-BR  |   | 30" x 42" x 0.25"       | 847           |
|                  |                               | POLY3048-PS-U-BR  |   | 30" x 48" x 0.25"       | 878           |
|                  |                               | POLY3060-PS-U-BR  |   | 30" x 60" x 0.25"       | 1,557         |
| POLY3072-PS-U-BR |                               | 30" x 72" x 0.25" | 1,557   |                         |               |
| Other Options    | U-BR-XL                       |                   | Up-charge for Extra Large U-Brackets<br>for 2.75" - 4.75" Wide Panels               |                         | 242           |
|                  | <b>TOP ALIGNMENT BRACKETS</b> |                   |   |                         |               |
|                  | PLEX-BR-AL-S                  |                   | 180° Aluminum Screen Bracket  |                         | 4             |
|                  | PLEX-BR-AL-L                  |                   | 90° "L" Aluminum Screen Bracket   |                         | 6             |
|                  | PLEX-BR-AL-T                  |                   | "T" Aluminum Screen Bracket   |                         | 7             |
|                  | PLEX-BR-AL-X                  |                   | "X" Aluminum Screen Bracket   |                         | 9             |

Note: Top Alignment Brackets maintain alignment and add stability to Clear Plexiglas, Frosted Acrylic, and Polycarbonate screens. Brackets feature 2-way, 3-way, or 4-way connections and are paired based on project requirements.

## PET Screens



### Worksurface and Cubicle Screens - Permanent Attachment


| HARDWARE | MODEL NUMBER     |               | DESCRIPTION   | DIMENSIONS<br>H x L x W | LIST PRICE |
|----------|------------------|---------------|---|-------------------------|------------|
|          | SIDE<br>SCREENS  | PET1424-PS-BR | PET Screen with<br>Permanent Attachment<br>Brackets | 13.75" x 22" x 0.5"     | 251        |
|          |                  | PET1430-PS-BR |   | 13.75" x 28" x 0.5"     | 337        |
|          | FRONT<br>SCREENS | PET1448-PS-BR |   | 13.75" x 48" x 0.5"     | 391        |
|          |                  | PET1460-PS-BR |   | 13.75" x 60" x 0.5"     | 533        |
|          |                  | PET1472-PS-BR |   | 13.75" x 72" x 0.5"     | 590        |
|          | SIDE<br>SCREENS  | PET2424-PS-BR |   | 23.75" x 22" x 0.5"     | 388        |
|          |                  | PET2430-PS-BR |   | 23.75" x 28" x 0.5"     | 478        |
|          | FRONT<br>SCREENS | PET2448-PS-BR |   | 23.75" x 48" x 0.5"     | 537        |
|          |                  | PET2460-PS-BR |   | 23.75" x 60" x 0.5"     | 740        |
|          |                  | PET2472-PS-BR |   | 23.75" x 72" x 0.5"     | 790        |

### Free-Standing or Permanent Attachment Screens

| HARDWARE      | MODEL NUMBER     |                              | DESCRIPTION  | DIMENSIONS<br>H x L x W | LIST PRICE |
|---------------|------------------|------------------------------|--|-------------------------|------------|
|               | SIDE<br>SCREENS  | PET1424-PS-TMB               | PET Screen<br>with Permanent Attachment<br>or Optional Double-Sided Tape | 13.75" x 22" x 0.5"     | 277        |
|               |                  | PET1430-PS-TMB               |  | 13.75" x 28" x 0.5"     | 363        |
|               | FRONT<br>SCREENS | PET1448-PS-TMB               |  | 13.75" x 48" x 0.5"     | 417        |
|               |                  | PET1460-PS-TMB               |  | 13.75" x 60" x 0.5"     | 572        |
|               |                  | PET1472-PS-TMB               |  | 13.75" x 72" x 0.5"     | 629        |
|               | SIDE<br>SCREENS  | PET2424-PS-TMB               |  | 23.75" x 22" x 0.5"     | 414        |
|               |                  | PET2430-PS-TMB               |  | 23.75" x 28" x 0.5"     | 504        |
|               | FRONT<br>SCREENS | PET2448-PS-TMB               |  | 23.75" x 48" x 0.5"     | 576        |
|               |                  | PET2460-PS-TMB               |  | 23.75" x 60" x 0.5"     | 779        |
|               |                  | PET2472-PS-TMB               |  | 23.75" x 72" x 0.5"     | 829        |
| Other Options | TAPE             | Heavy-Duty Double-Sided Tape |  | 18                      |            |



## PET Screens



### Worksurface Screens with Removable C-Clamp


| HARDWARE | MODEL NUMBER  |                 | DESCRIPTION                        | DIMENSIONS H x L x W | LIST PRICE |
|----------|---------------|-----------------|------------------------------------|----------------------|------------|
|          | SIDE SCREENS  | PET1424-PS-C-BR | PET Screen with C-Clamp Attachment | 13.75" x 22" x 0.5"  | 372        |
|          |               | PET1430-PS-C-BR |                                    | 13.75" x 28" x 0.5"  | 458        |
|          | FRONT SCREENS | PET1448-PS-C-BR |                                    | 13.75" x 48" x 0.5"  | 512        |
|          |               | PET1460-PS-C-BR |                                    | 13.75" x 60" x 0.5"  | 654        |
|          |               | PET1472-PS-C-BR |                                    | 13.75" x 72" x 0.5"  | 711        |
|          | SIDE SCREENS  | PET2424-PS-C-BR |                                    | 23.75" x 22" x 0.5"  | 509        |
|          |               | PET2430-PS-C-BR |                                    | 23.75" x 28" x 0.5"  | 599        |
|          | FRONT SCREENS | PET2448-PS-C-BR |                                    | 23.75" x 48" x 0.5"  | 658        |
|          |               | PET2460-PS-C-BR |                                    | 23.75" x 60" x 0.5"  | 861        |
|          |               | PET2472-PS-C-BR |                                    | 23.75" x 72" x 0.5"  | 911        |

### Free-Standing Screens for Worksurfaces and Cubicles

| HARDWARE      | MODEL NUMBER  |                 | DESCRIPTION                        | DIMENSIONS H x L x W | LIST PRICE |
|---------------|---------------|-----------------|------------------------------------|----------------------|------------|
|               | SIDE SCREENS  | PET1424-PS-FOOT | PET Screen with Free-Standing Foot | 13.75" x 22" x 0.5"  | 372        |
|               |               | PET1430-PS-FOOT |                                    | 13.75" x 28" x 0.5"  | 458        |
|               | FRONT SCREENS | PET1448-PS-FOOT |                                    | 13.75" x 48" x 0.5"  | 512        |
|               |               | PET1460-PS-FOOT |                                    | 13.75" x 60" x 0.5"  | 654        |
|               |               | PET1472-PS-FOOT |                                    | 13.75" x 72" x 0.5"  | 711        |
|               | SIDE SCREENS  | PET2424-PS-FOOT |                                    | 23.75" x 22" x 0.5"  | 509        |
|               |               | PET2430-PS-FOOT |                                    | 23.75" x 28" x 0.5"  | 599        |
|               | FRONT SCREENS | PET2448-PS-FOOT |                                    | 23.75" x 48" x 0.5"  | 658        |
|               |               | PET2460-PS-FOOT |                                    | 23.75" x 60" x 0.5"  | 861        |
|               |               | PET2472-PS-FOOT |                                    | 23.75" x 72" x 0.5"  | 911        |
| Other Options | MAGNETS       |                 | Magnets                            |                      | 91         |
|               | TAPE          |                 | Heavy-Duty Double-Sided Tape       |                      | 18         |

Worksurface Screens with Permanent Attachment and Free-Standing Screens can be used to extend cubicle panel height. Use strong magnets, or heavy-duty double-sided tape to avoid cubicle cap damage.

## PET Screens




### Screens for Cubicle Panels with U-Brackets

| HARDWARE      | MODEL NUMBER     |  | DESCRIPTION   | DIMENSIONS<br>H x L x W | LIST PRICE |
|---------------|------------------|--|---|-------------------------|------------|
|               | SIDE<br>SCREENS  | PET1424-PS-U-BR  | PET Screen<br>with U-Bracket for<br>1.875" - 2.75" Wide<br>Panels | 13.75" x 22" x 0.5"     | 463        |
|               |                  | PET1430-PS-U-BR  |   | 13.75" x 28" x 0.5"     | 549        |
|               | FRONT<br>SCREENS | PET1448-PS-U-BR  |   | 13.75" x 48" x 0.5"     | 603        |
|               |                  | PET1460-PS-U-BR  |   | 13.75" x 60" x 0.5"     | 745        |
|               |                  | PET1472-PS-U-BR  |   | 13.75" x 72" x 0.5"     | 802        |
|               | SIDE<br>SCREENS  | PET2424-PS-U-BR  |   | 23.75" x 22" x 0.5"     | 600        |
|               |                  | PET2430-PS-U-BR  |   | 23.75" x 28" x 0.5"     | 690        |
|               | FRONT<br>SCREENS | PET2448-PS-U-BR  |   | 23.75" x 48" x 0.5"     | 749        |
|               |                  | PET2460-PS-U-BR  |   | 23.75" x 60" x 0.5"     | 952        |
|               |                  | PET2472-PS-U-BR  |   | 23.75" x 72" x 0.5"     | 1,002      |
| Other Options | U-BR-XL          | Up-charge for<br>Extra Large U-Brackets for 2.75" - 4.75" Wide<br>Panels |   | 242                     |            |

SAFE-T SCREENS & BARRIERS

**PET Screens**



| HARDWARE | MODEL NUMBER | DESCRIPTION | DIMENSIONS<br>H x L x W | LIST PRICE |
|----------|--------------|-------------|-------------------------|------------|
|----------|--------------|-------------|-------------------------|------------|

**Privacy/Modesty Screens**

|  |               |  |                     |     |
|--|---------------|--|---------------------|-----|
|  | PET2448-PS/MP | PET Privacy/Modesty Screen with Permanent Attachment | 23.75" x 48" x 0.5" | 491 |
|  | PET2460-PS/MP |  | 23.75" x 60" x 0.5" | 715 |
|  | PET2472-PS/MP |  | 23.75" x 72" x 0.5" | 766 |

**Modesty Panels**

|  |             |                   |                  |     |
|--|-------------|-------------------|------------------|-----|
|  | PET-1048-MP | PET Modesty Panel | 10" x 48" x 0.5" | 311 |
|  | PET-1060-MP |                   | 10" x 60" x 0.5" | 487 |
|  | PET-1072-MP |                   | 10" x 72" x 0.5" | 542 |

**Sliding Desk Divider**

|  |             |   |                |       |
|--|-------------|---|----------------|-------|
|  | PET2424-EXT | PET Sliding Desk Divider Screen for 24"D Worksurface, 24" above surface | 30" x 42" x 1" | 1,021 |
|  | PET2430-EXT | PET Sliding Desk Divider Screen for 30"D Worksurface, 24" above surface | 30" x 48" x 1" | 1,041 |



## STANDARD TABLE FEATURES

## STANDARD TABLE FEATURES

Special-T tables are manufactured from the highest quality products possible, meeting or exceeding ANSI/BIFMA standards.

HPL tabletops feature 1-1/8" thick 45 lb. density particle board core, high-pressure laminate, durable vinyl, wood or urethane edges, and .038 balanced backer sheet on less than 48" tables (.038 phenolic backer equal or greater than 48"). The finished top thickness is 1-1/4".

High-quality high-pressure Standard WilsonArt laminates are available for tops. Premium laminates are available for an additional charge.

TFL tabletops feature 1" low pressure, 45 lb density core, low-pressure laminate on both sides, and matching color vinyl edge.

A wide selection of table edges and edge colors are available. Edge options include durable vinyl, wood, and urethane edges.

Most tops are pre-drilled for easy installation. In addition, all 60" or longer tables sold without a continuous beam base include a steel table support to prevent tops from sagging.

Table legs feature high-quality tubular steel, stainless steel, cast aluminum, or cast iron. All tubular steel bases are available in 20 powder coat finishes at the standard price. Color matching is available; an upcharge may apply. Some bases are also available in polished chrome and stainless steel finishes. Leveling glides are standard for most tables. Tables legs ship knocked down and are easy to assemble.

The standard table height is 29".

Special-T demonstrates its dedication to the future of our environment in its products. Special-T products have passed stringent MAS Certificated Green™ Indoor Air Quality testing and comply with BIFMA X7.1, LEED, CDPH, and SHPS standards\*.

\*Wood edges are not MAS Certificated Green™



## WARRANTY & RETURN POLICY



# WARRANTY & RETURN

## WARRANTY

May 15, 2020

To expedite your warranty claims quickly and accurately, go to [specialt.net/claims](http://specialt.net/claims) and fill out the Warranty/Freight claim form. All claims must reference the original Purchase Order number and Special-T Sales Order or Invoice number.

**Options+, 5-Day Quick Ship, and 1-Day Quick Ship Tables.** Complete tables and all components included therein are warranted for 10 years from the date of the original invoice against poor workmanship and manufacturing defects. We retain the right to replace or repair at our discretion any products or parts thereof which are found defective in materials or workmanship. This warranty becomes invalid for products engineered by the client, whereas the construction method, material specifications of final product assembly adversely affect materials and or workmanship. In no event shall liability under this warranty exceed the original purchase price. This warranty becomes invalid if the product or part exhibits abuse, improper or unusual use, including striking tops against other objects. This warranty is invalid if the product is subject to caustic or abrasive cleaning agents or any alterations from its original condition. This warranty does not cover self-edge tops and/or tables where table legs/bases are more than 60" apart and do not include steel top support. Our tables and tabletops are not for outdoor use. Any damage related to outdoor use is not covered under this warranty. This warranty does not apply to normal wear and tear or damage caused by accident, neglect, misuse, or improper installation or operation. This warranty is expressly made in lieu of any, and all other warranties expressed or implied.

**Patriot Electric and Liberty Electric Height Adjustable Tables and Bases** are warranted to the original purchaser for 10 years from the date of delivery, under normal use for one, 8-hour shift per day against manufacturing defects. We will repair or replace, at our discretion, any products that we determine to be defective as a result of faulty workmanship. In no event shall our liability under this warranty exceed the original purchase price of the product determined to be defective. This warranty does not apply where the product has been abused, mishandled, or subjected to use other than that for which it was designed. For purposes of this warranty, normal wear to the product finish shall not be considered a defect.

**Hike Electric Bases** Hike Height Adjustable table bases are warranted to the original purchaser for five years from the delivery date, under normal use for one 8-hour shift per day against manufacturing defects. At our discretion, we will repair or replace any products that we determine to be defective because of faulty workmanship. In no event shall our liability under this warranty exceed the original purchase price of the product determined to be defective. This warranty does not apply where the product has been abused, mishandled, or subjected to use other than that for which it was designed. For the purposes of this warranty, normal wear to the product finish shall not be considered a defect.

**Table Bases Only.** Bases are warranted to the original purchaser for 10 years from the date of delivery, under normal use, against manufacturing defects. We will repair or replace, at our discretion, any products that we determine to be defective as a result of faulty workmanship. In no event shall liability under this warranty exceed the original purchase price of the product determined to be defective. This warranty does not apply where the product has been abused, mishandled, or subjected to use other than that for which it was designed, including excessive weight and top size limitations. This warranty does not apply to normal wear and tear or damage caused by accident, neglect, misuse, or improper installation or operation. There are no other warranties expressed or implied.

**Tabletops Only.** Tabletops purchased separately are warranted for one (1) year from the original invoice date against poor workmanship and manufacturing defects. We retain the right to replace or repair at our discretion any products or parts thereof which are found defective in materials or workmanship. This warranty becomes invalid for products engineered by the client, whereas the construction method and material specifications of final product assembly adversely affect materials and workmanship. In no event shall liability under this warranty exceed the original purchase price. This warranty becomes invalid if the product or parts exhibits abuse, improper or unusual use. This warranty is invalid if the product is subject to caustic or abrasive cleaning agents or sharp objects that cause damage. This warranty is invalid if the product is altered from its original condition or the client performs additional processing on the product that results in any alteration from its original condition. This warranty does not cover self edge tops and/or tops where table legs/bases are more than 60" apart and do not include steel top support. Our tables and tabletops are not for outdoor use. Any damage related to outdoor use is not covered under this warranty.

### Customer Service:



888.705.0777



[customerservice@specialt.net](mailto:customerservice@specialt.net)

### CONTACT INFORMATION

#### Warranty:



888.705.0777



[warranty@specialt.net](mailto:warranty@specialt.net)

## WARRANTY & RETURN

### WARRANTY

May 15, 2020

**Wood Veneer.** Special-T warrants that wood veneer tops shall be free of defects in workmanship or materials. All wood veneer tops will be built to the customer's specifications. All defective product claims must be submitted in writing to Special-T within 30 days of the shipping date from Special-T. Special-T may request samples, photos, or videos demonstrating the defect for all defective product claims before further action. No merchandise shall be returned or scrapped without prior approval from Special-T. Special-T reserves the right to refuse and return all unauthorized returns to the customer. Special-T Quality Inspection Department must confirm tops to be defective before the replacement process can begin. This warranty excludes any misuse, abuse, as well as ordinary wear and tear. The foregoing warranty shall not apply to damage caused under the following circumstances: a) modifications or attachments to Special-T products, b) damage caused by misapplication of cleaning products, c) natural variations in wood grain, figure, color or the presence of character marks, d) any handling or transportation damage to the products, e) changes in the surface finishes due to aging or exposure to light. This warranty does not apply to normal wear and tear or damage caused by accident, neglect, misuse, or improper installation or operation. This warranty is expressly made in lieu of any, and all other warranties expressed or implied.

**Power & Data:** All Power and Data components are warranted for 1 year from the date of the original invoice against poor workmanship and manufacturing defects. This warranty becomes invalid for products engineered by the client, whereas the construction method, material specifications of final product assembly adversely affect materials and or workmanship. In no event shall liability under this warranty exceed the original purchase price. This warranty does not apply to normal wear and tear or damage caused by accident, neglect, misuse, or improper installation or operation.

**Monitor Arms** are warranted to the original purchaser for 10 years from the delivery date, under normal use for one, 8-hour shift per day, against manufacturing defects. We will repair or replace, at our discretion, any products that we determine to be defective as a result of faulty workmanship. In no event shall our liability under this warranty exceed the original purchase price of the product determined to be defective. This warranty does not apply where the product has been abused, mishandled, or subjected to use other than that for which it was designed. This warranty does not apply to normal wear and tear or damage caused by accident, neglect, misuse, or improper installation or operation.

**Chairs:** Special-T warrants to the original purchaser of the product and from the original date of sale the following: Lifetime Warranty to the original end-user; the company will repair or replace, at its option, factory defective structural and mechanical parts with a comparable product without charge. This warranty is for a single shift, standard commercial usage, defined as a standard 8-hour workday, five days a week. Weight limitation varies by product. Upholstery fabric and foam are warranted against wear through and deterioration during normal usage for five (5) years. COM and COL are not warranted.

**Wellness and Privacy Screens:** Clear Plexiglas, Frosted Acrylic, and PET Wellness and Privacy Screens are warranted for 10 years from the date of delivery against defects in materials or workmanship, subject to the limitations exclusions, and other provisions detailed below. This limited warranty only applies to the original purchaser. The limited warranty is terminated upon transfer, sale, or modification of the product. In no event shall liability under this warranty exceed the original purchase price. This warranty does not apply to normal wear and tear or damage caused by accident, neglect, abuse, misuse, vandalism, disaster, improper storage, improper cleaning, chemical damage, improper installation, operation, environmental factors, or discoloration due to sunlight or indoor lighting. This warranty does not apply to changes in surface finish due to aging or prolonged exposure to fluids or sun. In the event of repair and/or replacement of any defective product, Special-T does not warrant matching color, texture, or dye lots except within commercially reasonable standards. This warranty is expressly made in lieu of any and all other warranties expressed or implied.

**ZIA Accessories.** Coat Racks, Lecterns, and Whiteboards are warranted to the original purchaser for 10 years from the date of delivery, under normal use, against manufacturing defects. We will repair or replace, at our discretion, any products that we determine to be defective as a result of faulty workmanship. In no event shall liability under this warranty exceed the original purchase price of the product determined to be defective. This warranty does not apply where the product has been abused, mishandled, or subjected to use other than that for which it was designed, including excessive weight and top size limitations. This warranty does not apply to normal wear and tear or damage caused by accident, neglect, misuse, or improper installation or operation. There are no other warranties expressed or implied.

**Labor** Warranty is subject to written approval. It does not cover labor costs associated with concealed freight damage.





## WARRANTY & RETURN

### Customer Service:



888.705.0777



customerservice@specialt.net

### CONTACT INFORMATION

### Warranty:



888.705.0777



warranty@specialt.net

## RETURN POLICY

The Return of any merchandise to the Special-T, LLC, warehouse must be authorized prior to shipment. Product returns are subject to the following conditions:

- All returns must be accompanied by a Return Merchandise Authorization Form (RMA). The RMA must be requested within thirty (30) days of the original invoice date. Please contact Customer Service at 888.705.0777, Monday to Friday, 8:00 am to 5:00 PM EST. Upon approval of the return, send the prepaid shipment to 11820 Wills Road, Suite 140, Alpharetta, GA 30009-0256.
- Tops - 30% restocking fee will apply if received in new condition
- Bases - 25% restocking fee will apply if received in new condition
- Products must be in new condition and in original carton
- The following items are non-returnable and non-refundable:
  - Custom table tops
  - Power and data units
  - Closeout tables and bases
  - Custom metal paint and Black Wrinkle finish
  - Metal bases with irreversible alterations

Cancellation Charges. There will be no cancellation charges prior to production. After production, the actual cost incurred will be assessed if the product cannot be sold after a six (6) month period.



## COLOR OPTIONS


# Top & Edge

## Matching Color Options

---

### BEST VALUE


LIMITED COLORS, SHAPES,  
AND SIZES



T-WHITE



T-GRAY



WALNUT




GRAY  
DRIFTWOOD

### 5-DAY QUICK SHIP

MATCHING OR CONTRASTING  
COLOR VINYL EDGE



KENSINGTON  
MAPLE




WILD  
CHERRY



JUDICIAL  
WALNUT\*



MOCHA\*



DESIGNER  
WHITE



ANTIQUE  
WHITE




FASHION  
GREY




SHADOW




BLACK




TUNGSTEN  
EV



WHITE  
NEBULA



TITANIUM  
EV



GRAPHITE  
NEBULA

Standard laminate - no upcharge | Edges match the laminate color and pattern  
Images are representative of the material and may not be an exact match.

\*Premium laminates and colors - 10% upcharge | \*While supplies last

# Top & Edge

## Matching Color Options

### OPTIONS+ STANDARD & PREMIUM TOP SELECTION


#### WOODGRAIN



#### SOLID COLORS



#### PATTERN DESIGN




Select Standard and Premium Tops | Standard laminate - no upcharge | \*Premium laminates and colors - 10% upcharge  
 \*\*Recommended edge color, not an exact laminate match | Images are representative of the material and may not be an exact match.

# Edges & Top Options

## STANDARD VINYL EDGES



P3  
3MM VINYL



P3R  
ROUNDED  
CORNERS 3MM  
VINYL



PK  
KNIFE EDGE

## OPTIONS+ WOODGRAIN



WHITE  
DRIFTWOOD\*




GREY ELM\*




KENSINGTON  
MAPLE




BRAZIL-  
WOOD




RIVER  
CHERRY




WILD  
CHERRY



WILLIAMS-  
BURG  
CHERRY\*



JUDICIAL  
WALNUT\*




EMPIRE  
MAHOGANY\*




COCOBALA\*



MOCHA\*




COLOMBIAN  
WALNUT\*




STUDIO  
TEAK\*



SKYLINE  
WALNUT\*



ASIAN  
NIGHT\*




XANADU\*



EBONY  
RECON

## OPTIONS+ SOLID COLORS



DESIGNER  
WHITE



ANTIQUE  
WHITE



KHAKI  
BROWN



PEPPERDUST



SHADOW



FASHION  
GREY



DOVE  
GREY



NORTH SEA



SLATE GREY



BLACK

Select any WilsonArt or Formica laminates | Standard laminate - no upcharge | \*Premium laminates and colors - 10% upcharge  
All edges match the laminate color and pattern  
Images are representative of the material and may not be an exact match.

# Edges & Top Options

## STANDARD VINYL EDGES



**P3**  
3MM VINYL



**P3R ROUNDED**  
**CORNERS 3MM**  
VINYL



**PK**  
KNIFE EDGE

## OPTIONS+ PATTERN DESIGN



**WHITE**  
**TIGRIS**



**CRISP**  
**LINEN**




**WHITE**  
**NEBULA**



**TITANIUM**  
**EV**




**DESERT**  
**ZEPHYR**




**TUNGSTEN**  
**EV**



**CANYON**  
**ZEPHYR**



**EVENING**  
**TIGRIS**



**CARBON EV**




**TWILIGHT**  
**ZEPHYR**




**STEEL**  
**MESH**



**GRAPHITE**  
**NEBULA**




**GREY**  
**PAMPAS /**  
**FASHION**  
**GREY\*\***




**LODEN**  
**ZEPHYR /**  
**AMAZON\*\***




**MISTED**  
**ZEPHYR**  
**/DOVE**  
**GREY\*\***



**NATURAL**  
**TIGRIS /**  
**SAND\*\***




**NICKEL /**  
**AMAZON\*\***




**PEWTER**  
**BRUSH /**  
**GRAPHITE\*\***

## PK UNDER EDGE COLORS



**PK**



**WHITE**



**BROWN**



**GREY**



**BLACK**

Select any WilsonArt or Formica laminates | Standard laminate - no upcharge | \*Premium laminates and colors - 10% upcharge

\*\*Recommended edge color, not an exact laminate match

Images are representative of the material and may not be an exact match

# Metal Finish

## Color Options

---

### STOCK COLORS




METALLIC  
SILVER



BLACK

### POWDER COAT COLORS



GLOSSY  
WHITE



IVORY



NATURAL



METALLIC  
GOLD



AUBURN




RUBY



PISTACHIO



EVER-  
GREEN



POWDER  
BLUE



COOL GRAY



MEDIUM  
TONE




HW  
PLATINUM



SMOKE



GRAPHITE




BLACK  
WRINKLE


### METALLIC POWDER COAT COLORS



GUN METAL



METALLIC  
PLATINUM




STEEL  
SILVER

### NON-POWDER COAT COLORS



STAINLESS  
STEEL\*




BLACK  
WRINKLE

Metal finishes vary by base style | Additional charges may apply | \*Not available in powder coat finishes  
Images are representative of the material and may not be an exact match

# Patriot


## Metal Finish Color Options

### PATRIOT STOCK COLOR




**METALLIC SILVER**  
[MS]  
METALLIC SEMI-GLOSS

### PATRIOT METAL COLORS




**BLACK**  
[B07]  
MATTE



**DESIGNER WHITE**  
[405]  
MATTE



**SOFT WHITE**  
[LU]  
MATTE



**WHITE**  
[91]  
MATTE



**ANODIZED SILVER**  
[S09]



**STARLIGHT SILVER**  
[S15]  
METALLIC SEMI-GLOSS



**WARM NEUTRAL GRAY**  
[WN]  
MATTE



**TAUPE METALLIC**  
[504]  
METALLIC SEMI-GLOSS




**MEDIUM TONE**  
[MT]  
MATTE



**METALLIC BRONZE**  
[EH]  
METALLIC SEMI-GLOSS



**CLEAR**  
[CC05]  
MATTE



**SATIN BRONZE**  
[SB]  
MATTE



**ANTHRACITE GRAY**  
[7016]  
GLOSS



**GRAPHITE**  
[G2]  
MATTE



**CARBON METALLIC**  
[514]  
METALLIC SEMI-GLOSS



**BUMPER BLACK**  
[B05]  
GLOSS



**COPPER TOP**  
[1023]  
SEMI-GLOSS



**ORANGE**  
[OR01]  
GLOSS



**RED**  
[R02]  
GLOSS



**SMOOTH RED**  
[R04]  
GLOSS




**MOSS GREEN**  
[G01]  
GLOSS



**SIGNAL GREEN**  
[6032]  
GLOSS



**SERPO GREEN**  
[G03]  
GLOSS



**LIGHT GREEN**  
[6027]  
GLOSS



**SKY BLUE**  
[TR1J]  
MATTE



**ROYAL BLUE**  
[5015]  
GLOSS

Images are representative of the material and may not be an exact match.







TABLES, BASES & ACCESSORIES



11820 Wills Rd, Suite 140,  
Alpharetta, GA 30009  
888.705.0777

[www.specialt.net](http://www.specialt.net)