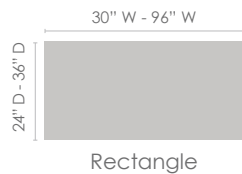


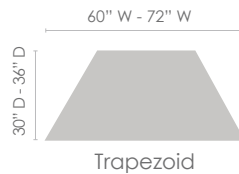
PRODUCT SPECIFICATIONS

Antonio features durable tubular steel legs with welded cross members and several options from different top shapes, laminate and edge colors, casters, and multiple height options.

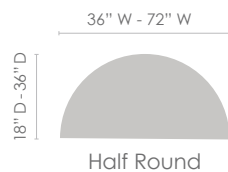
RECTANGLE



TRAPEZOID



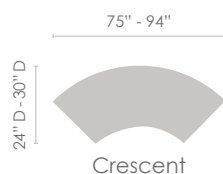
HALF ROUND



QUARTER ROUND



CRESCENT



BASE CONSTRUCTION

- Welded
- Standard height: 29"
Counter height: 36"
Bar height: 42"
Custom height: 5" - 42"
- 2" diameter columns, 14 gauge steel
- Welded mounting plates: (2) 6" x 6" x 7/32" steel
- 1-3/8" diameter levelers 1/4-20 x 5/8" long, allow additional adjustment for uneven floors
- 20 powder coat finishes

OPTIONS

TABLE HEIGHTS



Bar Height 42" Counter Height 36" Custom Height 5" - 28.99"

OTHER ACCESSORIES



Caster



Quick Align Table Connector

- Modesty panels
- Privacy screens
- Grommets
- Power & Data
- Wire management

WARRANTY 10-year parts and labor



PRODUCT SPECIFICATIONS

TOP OPTIONS

ALL TOPS ARE PRE-DRILLED

TFL

- 1" low pressure, 45# core
- Low pressure laminate on both sides
- Anti-sag top support is included with tables over 60" L

HPL

- Structure: 1 1/4" thick 45# density particle board core
- .038 paper backer sheet less than 48"
- .038 phenolic backer equal or greater than 48"
- High Pressure laminate
- Balanced laminate backer
- Round and square tops over 60" are 1 piece, 66" to 96" are 2 pieces
- Rectangle, boat, oval, and racetrack tops under 96" are 1 piece. 108" to 144" tops feature 2 pieces with optional one-piece for an upcharge
- Anti-sag top support is included with tables over 60" L

WOOD VENEER

- Structure: 1 1/4" thick 45# density particle board core
- .038 paper backer sheet less than 48"
- .038 phenolic backer equal or greater than 48"
- Largest one-piece tabletop is 12' x 5'
- Biscuits and dog bones are standard for joining tops
- Long grain match is standard on one-piece tops, short grain is standard on multiple-piece tops
- Alternative stains are available for an additional fee
- Round and square tops over 60" are 1 piece, 66" to 96" are 2 pieces
- Rectangle, boat, oval, and racetrack tops over 120" are made of 2 pieces

EDGE OPTIONS

TFL

- Matching color vinyl edge

HPL

- Matching or contrasting color vinyl edge
- Wood edges
- Urethane edges

WOOD VENEER

- 3mm or Knife edge style stained to match the veneer
- Square corners are standard
- Rounded corners are optional