



HEIGHT ADJUSTABLE TABLES



BUILDING TABLES | BUILDING COMMUNITY | REBUILDING LIVES



FLEXIBILITY | COMFORT | WELL-BEING

**Height Adjustable
Table Collection**
Hike | Liberty | Patriot Electric

Introducing our innovative collection of three height-adjustable tables, Hike, Liberty, and Patriot, engineered to transform your workspace. With customizable height settings, these tables offer flexibility, enabling users to switch between sitting and standing positions effortlessly throughout the workday. This adaptability promotes ergonomic comfort, heightens productivity, and enhances overall well-being.

Whether your focus is on seated concentration or collaborative standing sessions, our adjustable height tables empower you to create a dynamic and efficient workstation that meets your specific needs. Discover the advantages of a flexible workspace with our adjustable height table collection, where comfort, functionality, and style unite to enhance your work experience.

Height Adjustable Table Collection

FLEXIBILITY | COMFORT | WELL-BEING



HIKE

LIBERTY

PATRIOT







Hike Electric | Key Features


BASE CONSTRUCTION

- T-Leg
- Foot length
 - 23.6" Foot length – 24" Depth
 - 27.6" Foot length – 30" Depth
- Metal Finishes: Black & Metallic Silver
- Meets BIFMA X5.5 standards
- Approved according to EN60335-1 and UL 962
- Max. Lift Capacity – 281 lbs. (Including tabletop)
- Dual stage height range is 26.6" – 45.3" (without tabletop)
- Table Depths: 24" and 30"
- Extendable frame 1085-1800mm for 48"–72" Top width
(Smaller widths possible without frame)



HEIGHT RANGE
26.6" - 45.3"

BASE COLORS



Hike Electric

Hike height-adjustable tables are built to last and designed to withstand heavy daily usage. The Hike table is made with high-quality, durable materials, ensuring stability even with constant adjustments. The sturdy construction and reinforced mechanisms make it a functional addition to any workspace, and it's a long-lasting investment that can withstand daily demands. The Hike table is dependable and offers unmatched durability.

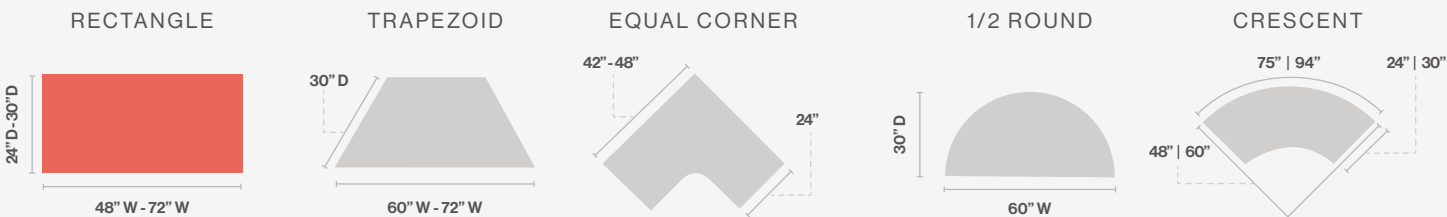
ELECTRICAL INFORMATION

- Programmable digital handset
- Lifting speed: 32 mm/sec.
- Anti Collision protection with Six Axis Gyro Sensor
- Low Noise <50dB
- Rated voltage:
 - 110-120V (220V-240V available for outside North America)
- Standby power consumption: < 0.1W
- 5 Year standard warranty on all components

OPTIONS

- Modesty Panels
- Grommets
- Power & Data
- Wire Management

TOP SIZES & SHAPES







LIBERTY ELECTRIC | BLACK TOP | WHITE BASE

Liberty Electric | Key Features

BASE CONSTRUCTION

- Made in the USA
- Foot and column construction: Steel
- T-Leg
- 2-stage columns
- Height range 27" - 46" stroke 19"
- 22.75" base depth
- Metal Finishes: White, Metallic Silver, & Black
- Integrated anti-collision safety feature
- BIFMA & UL962 approved
- ADA compliant
- Max. Lift Capacity – 250 lbs. (Including tabletop)
- Table Depths: 24" and 30"
- Ships complete, just attach base to top

BASE COLORS



ELECTRICAL INFORMATION

- Standard Up-Down switch
- Power cord length: 108"
- Dual-electric motor system
- Lifting speed: 1-3/8 sec.
- Raise-lower speed of 1.375" per second
- Standby power consumption: < 0.1W
- 10-year parts and labor warranty

OPTIONS

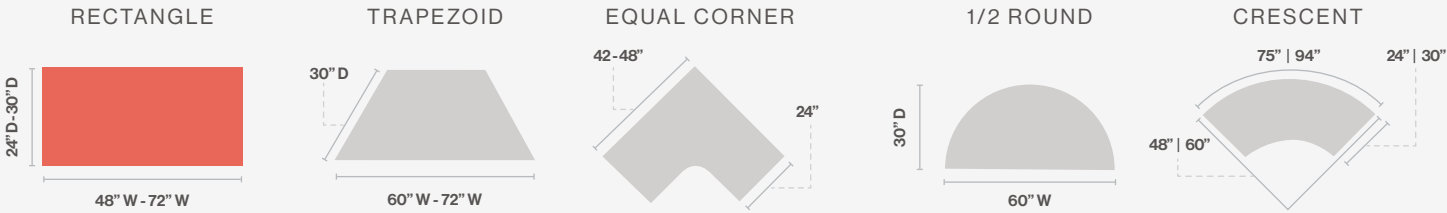
- Programmable Switch
- Modesty Panels
- Privacy Screens
- Grommets
- Power & Data
- Wire Management



Liberty Electric

Liberty Electric is a sleek, feature-rich table designed to thrive in diverse work environments. It offers exceptional value and reliability and comes with a 10-year parts and labor warranty, dual motors for smooth adjustments, and three metal finishes. With these qualities, Liberty Electric has earned its place as the top choice in the industry for sit-to-stand tables.

TOP SIZES & SHAPES









PATRIOT ELECTRIC WHITE TOPS | SMOOTH RED BASES

PATRIOT STOCK COLOR
METALLIC SILVER [MS] SEMI-GLOSS

PATRIOT METAL COLORS

 BLACK [B07] MATTE	 DESIGNER WHITE [405] MATTE	 SOFT WHITE [LU] MATTE	 WHITE [91] MATTE	 ANODIZED SILVER [S09]	 STARLIGHT SILVER [S15] METALLIC SEMI GLOSS	 WARM NEUTRAL GRAY [WN] MATTE	 TAUPE METALLIC [504] METALLIC SEMI GLOSS	 MEDIUM TONE [MT] MATTE	 METALLIC BRONZE [EH] METALLIC SEMI GLOSS	 CLEAR [CC05] MATTE
 SATIN BRONZE [SB] MATTE	 ANTHRA-CITE GRAY [7016] GLOSS	 GRAPHITE [G2] MATTE	 CARBON METALLIC [514] METALLIC SEMI GLOSS	 BUMPER BLACK [B05] GLOSS	 COPPER TOP [1023] SEMI GLOSS	 ORANGE [OR01] GLOSS	 RED [R02] GLOSS	 SMOOTH RED [R04] GLOSS	 MOSS GREEN [G01] GLOSS	 SIGNAL GREEN [6032] GLOSS
 SERPO GREEN [G03] GLOSS	 LIGHT GREEN [6027] GLOSS	 SKY BLUE [TR1J] MATTE	 ROYAL BLUE [5015] GLOSS							

Patriot Electric | Key Features

BASE CONSTRUCTION

- Made in the USA
- Foot and column construction: Steel
- T-Leg or C-Leg
- 2 and 3 column bases
- 2-stage Dual-motor & 3-stage Tri-motor bases
- 2-stage columns, height range 27" - 46", stroke 19"
- 3-stage columns, height range 24" - 46", stroke 24"
- Feet 22" and 28" L
- Stock color: Metallic Silver
- Max. Lift Capacity – including tabletop:
 - two-leg base - 200 lbs three-leg base -250 lbs
- Functional Load:
 - two-leg base - 342 lbs three-leg base -378 lbs
- Integrated anti-collision safety feature
- BIFMA & UL962 approved
- ADA compliant
- 10-year parts and labor warranty



Patriot Electric

Patriot empowers to achieve a healthy balance between sitting and standing during the workday. It features a robust dual-motor system and exceptionally low noise levels. Patriot boasts an elegant touchscreen controller with customizable settings for user heights. With the simple push of a button, the user can seamlessly transition from sitting to standing within seconds, making prioritizing well being and productivity effortless.

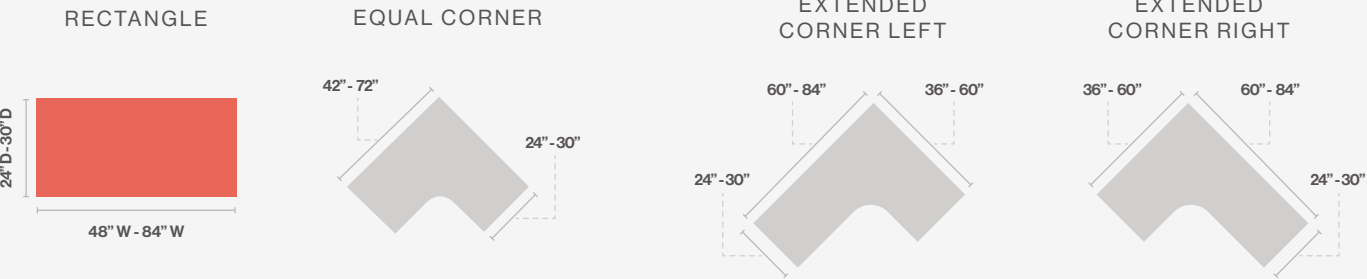
 ELECTRICAL INFORMATION

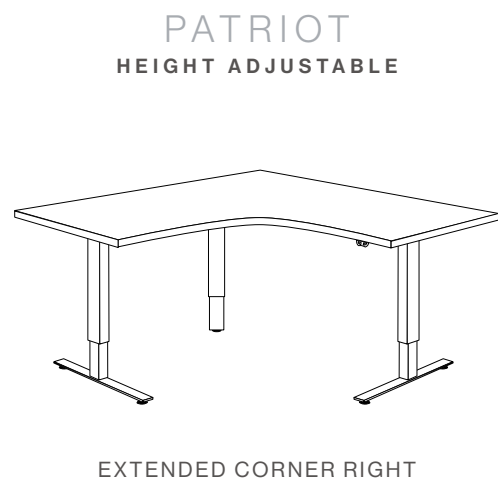
- Standard Up-Down switch
- Power cord length: 108"
- Dual-motor or Tri-motor electrical system
- Lifting speed: 1-3/8 sec.
- Motor sound <43 db
- Standby power consumption: 0.3W
- Overload protection: >200 lbs
- Functions: Soft-start-stop

OPTIONS

- Programmable Switch
 - Casters
 - Modesty Panels
 - Privacy Screens
- Grommets
 - Power & Data
 - Wire Management

TOP SIZES & SHAPES





HIKE ELECTRIC | PORTICO TEAK TOPS | METALLIC SILVER BASES | FEATURING OPTIONAL PET PRIVACY SCREENS

OPTIONS | ACCESSORIES

TOP OPTIONS

BEST VALUE

Limited colors, shapes, and sizes

5-DAY QUICK SHIP

With matching or contrasting Color Vinyl Edge

OPTIONS+

Standard and Premium Top Selection

ACCESSORIES

MODESTY PANELS
PRIVACY SCREENS

GROMMETS
PROGRAMMABLE HANDSET

POWER & DATA
WIRE MANAGEMENT



For all finish options please visit SpecialT.net

Images are representative of the material and may not be an exact match



TABLES, BASES & ACCESSORIES



11820 Wills Rd, Suite 140,
Alpharetta, GA 30009
888.705.0777

www.SpecialT.net