

SHAPES | SIZES


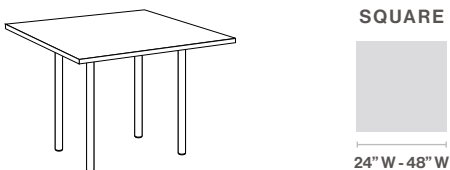
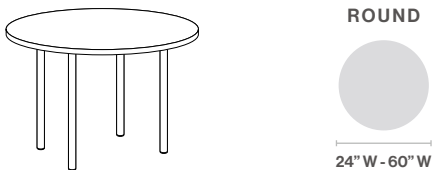
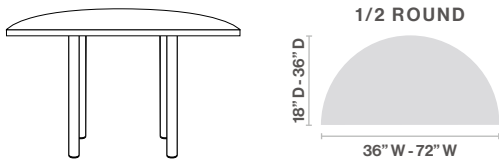
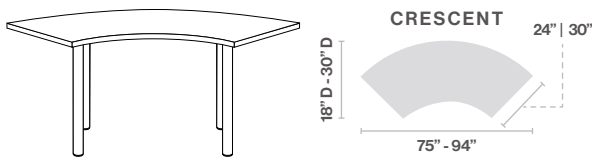
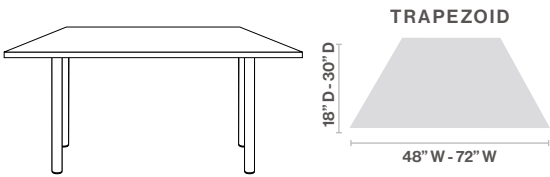
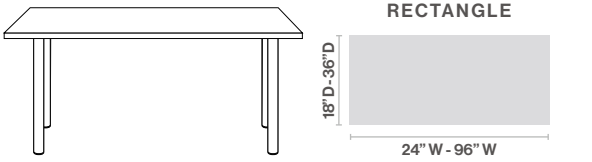
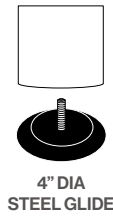


TABLE CONSTRUCTION

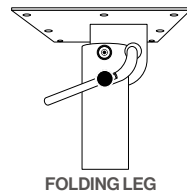
- Overall Heights: 29", 42"
- 2", 3", 4" diameter columns
- 2" diameter feet, 14 gauge steel and end caps
- 1-3/8" diameter glides
- Mounting plates:
 2" columns: 4" x 4" welded steel mounting plate
 3", 4" columns: 6" x 6" welded steel mounting plate
- Glides:
 2" & 3" diameter columns:
 1-3/8" diameter glides
 4" diameter columns:
 4" diameter steel glide
- Base color: All standard powder coat finishes
- HPL, all standard laminates are available
- Edge: 3mm poly



4" DIA
 STEEL GLIDE



CASTERS



FOLDING LEG

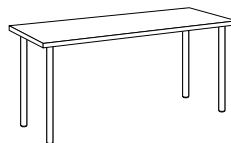
OPTIONS

- 36" H
- Custom Heights: 5" - 42"
- Casters
- Folding legs on 2" columns

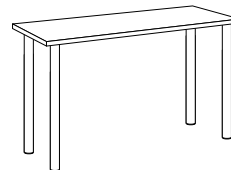
ACCESSORIES

- Modesty panels
- Privacy screens
- Quick Align table connector
- Grommets: round or rectangular
- Power & data
- Wire management

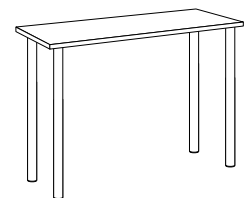
TABLE | OVERALL HEIGHTS



29" H | 2" LEGS



36" H | 3" LEGS



42" H | 3" LEGS