

SHAPES | SIZES

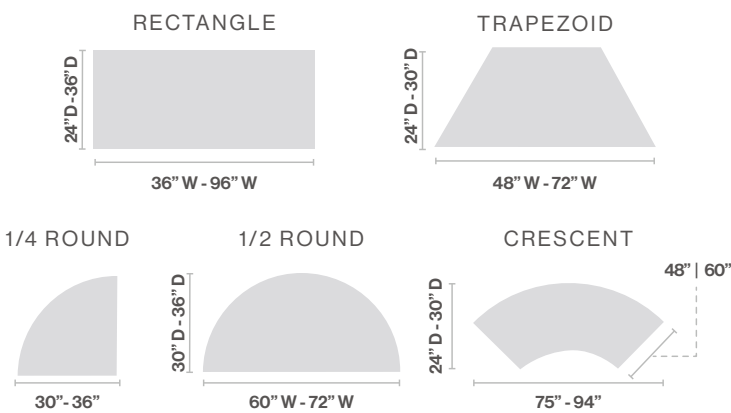
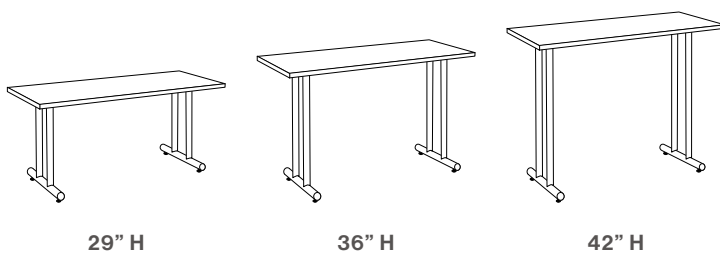


TABLE | OVERALL HEIGHTS



LEG | STYLES

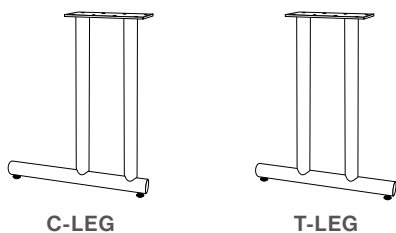


TABLE CONSTRUCTION

- Bolted construction
- Overall Heights: 29", 36", 42"
- 2" diameter columns, 14 gauge steel
- 2" diameter feet, 14 gauge steel and end caps
- 1-3/8" diameter glides
- Mounting plate:
 29"H bases 5" x 11" bolted steel mounting plate
 36" & 42" H bases 5" x 8" welded steel mounting plates
- Steel support with tops 60" and longer
- Base color: All standard powder coat finishes
- HPL, all standard laminates are available
- Edge: 3mm poly

OPTIONS

- Custom Heights: 5" - 42"
- Casters

ACCESSORIES

- Modesty panels
- Privacy screens
- Quick Align table connector
- Grommets: round or rectangular
- Power & data
- Wire management

WARRANTY 10-year Parts and Labor

Special-T | 888.705.0777 | www.specialt.net