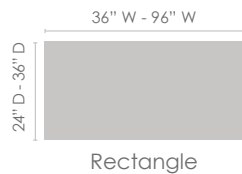


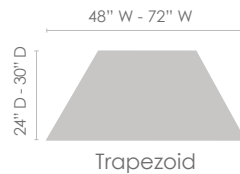
PRODUCT SPECIFICATIONS

When strength, durability, and style are important, consider the Apollo table. Its dual-column bases provide long-lasting performance in heavy use applications.

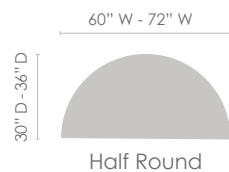
RECTANGLE



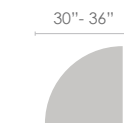
TRAPEZOID



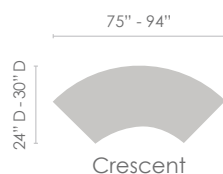
HALF ROUND



QUARTER ROUND



CRESCENT



BASE CONSTRUCTION

- T-Leg, C-Leg
- Bolted
- Standard height 29"
- Counter height 36"
- Bar height 42"
- Custom height 5" - 42"
- 2" diameter columns, 14 gauge steel
- 2" diameter feet, 14 gauge steel, steel end-caps
- 5" x 11" x 7/32" steel mounting plates
- Steel support with tops 60" and longer
- 1-3/8" diameter levelers, 1" long for leveling on uneven floors
- 20 powder coat finishes

OPTIONS

LEG STYLES



T-Leg



C-Leg

HEIGHTS



Counter Height 36"



Bar Height 42"



Custom Height
5" - 42"

OTHER ACCESSORIES



Caster



Quick Align
Table Connector

- Modesty panels
- Privacy screens
- Grommets
- Power & Data
- Wire management

WARRANTY 10-year parts and labor



TOP OPTIONS

ALL TOPS ARE PRE-DRILLED

TFL

- 1" low pressure, 45# core
- Low pressure laminate on both sides
- Anti-sag top support is included with tables over 60" L

HPL

- Structure: 1 1/4" thick 45# density particle board core
- .038 paper backer sheet less than 48"
- .038 phenolic backer equal or greater than 48"
- High Pressure laminate
- Balanced laminate backer
- Round and square tops over 60" are 1 piece, 66" to 96" are 2 pieces
- Rectangle, boat, oval, and racetrack tops under 96" are 1 piece. 108" to 144" tops feature 2 pieces with optional one-piece for an upcharge
- Anti-sag top support is included with tables over 60" L

WOOD VENEER

- Structure: 1 1/4" thick 45# density particle board core
- .038 paper backer sheet less than 48"
- .038 phenolic backer equal or greater than 48"
- Largest one-piece tabletop is 12' x 5'
- Biscuits and dog bones are standard for joining tops
- Long grain match is standard on one-piece tops, short grain is standard on multiple-piece tops
- Alternative stains are available for an additional fee
- Round and square tops over 60" are 1 piece, 66" to 96" are 2 pieces
- Rectangle, boat, oval, and racetrack tops over 120" are made of 2 pieces

EDGE OPTIONS

TFL

- Matching color vinyl edge

HPL

- Matching or contrasting color vinyl edge
- Wood edges
- Urethane edges

WOOD VENEER

- 3mm or Knife edge style stained to match the veneer
- Square corners are standard
- Rounded corners are optional