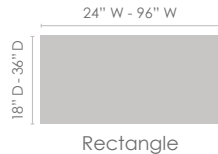


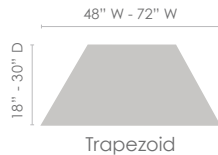
**PRODUCT SPECIFICATIONS**

Nova features an exquisite tapered design that offers flexibility and style in any room setting.

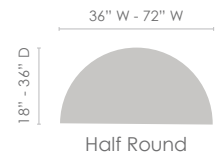
RECTANGLE



TRAPEZOID



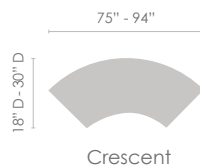
HALF ROUND



QUARTER ROUND



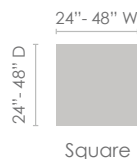
CRESCENT



ROUND



SQUARE



**BASE CONSTRUCTION**

- Standard height: 29"
- Custom height: 5" - 28.99"
- Welded
- Tapered columns 14 gauge steel  
2-3/8" diameter on the top  
1-1/4" diameter on the bottom
- 2-3/8" diameter leveling glides
- 20 powder coat finishes

**OPTIONS**

**TABLE HEIGHT**



Standard Height 29"



Custom Height 5" - 28.99"

**OTHER ACCESSORIES**



Quick Align  
Table Connector

- Modesty panels
- Privacy screens
- Grommets
- Power & Data
- Wire management

**WARRANTY** 10-year parts and labor



TOP OPTIONS

ALL TOPS ARE PRE-DRILLED

TFL

- 1" low pressure, 45# core
- Low pressure laminate on both sides
- Anti-sag top support is included with tables over 60" L

HPL

- Structure: 1 1/4" thick 45# density particle board core
- .038 paper backer sheet less than 48"
- .038 phenolic backer equal or greater than 48"
- High Pressure laminate
- Balanced laminate backer
- Round and square tops over 60" are 1 piece, 66" to 96" are 2 pieces
- Rectangle, boat, oval, and racetrack tops under 96" are 1 piece. 108" to 144" tops feature 2 pieces with optional one-piece for an upcharge
- Anti-sag top support is included with tables over 60" L

WOOD VENEER

- Structure: 1 1/4" thick 45# density particle board core
- .038 paper backer sheet less than 48"
- .038 phenolic backer equal or greater than 48"
- Largest one-piece tabletop is 12' x 5'
- Biscuits and dog bones are standard for joining tops
- Long grain match is standard on one-piece tops, short grain is standard on multiple-piece tops
- Alternative stains are available for an additional fee
- Round and square tops over 60" are 1 piece, 66" to 96" are 2 pieces
- Rectangle, boat, oval, and racetrack tops over 120" are made of 2 pieces

EDGE OPTIONS

TFL

- Matching color vinyl edge

HPL

- Matching or contrasting color vinyl edge

WOOD VENEER

- 3mm or Knife edge style stained to match the veneer
- Square corners are standard
- Rounded corners are optional