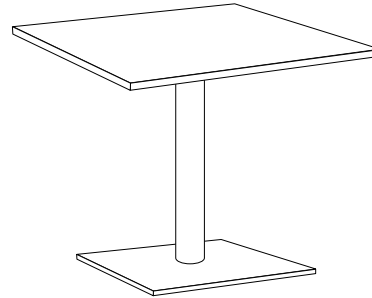


ROUND



SQUARE

SHAPES | SIZES

ROUND



24" W - 36" W

SQUARE

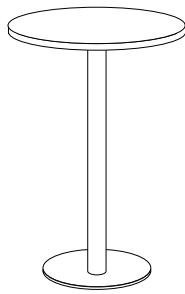


24" W - 36" W

TABLE | OVERALL HEIGHTS

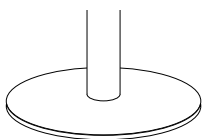


29" H

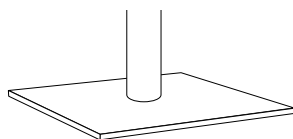


42" H

PLATE | SHAPES



ROUND



SQUARE

TABLE CONSTRUCTION

- Stainless steel base
- Bolted construction
- Overall Heights: 29", 42"
- 1 mm thick cover plate: 303-grade stainless steel
- Column diameter: 3"
- 1" diameter levelers
- 13-3/4" x 13-3/4" x 1/8" pressed milled steel mounting plate
- Base shape: round or square
- Brushed stainless steel finish
- HPL, all standard laminates are available
- Edge: 3mm poly

ACCESSORIES

- Power & data
- Wire management