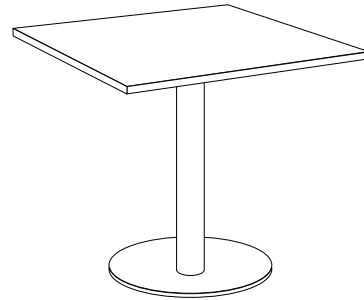


ROUND



SQUARE

SHAPES | SIZES

ROUND




24" W - 48" W

SQUARE




24" W - 48" W

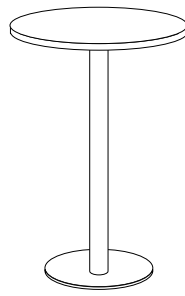
TABLE | OVERALL HEIGHTS



29" H

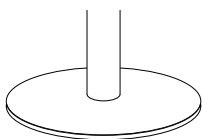


36" H

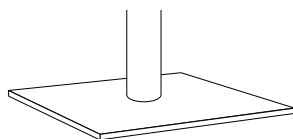


42" H

PLATE | SHAPES



ROUND



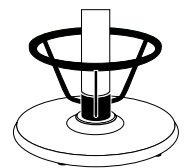
SQUARE

TABLE CONSTRUCTION

- Bolted-welded construction
- Overall Heights: 29", 36", 42"
- Column: 16 gauge steel
- Column diameter: 3"
- 3/4" diameter plastic levelers
- Welded mounting plate:
8" x 8" x 7/32"
- Base shape: round or square
- Base color:
Stocked in Black and Metallic Silver
All standard powder coat finishes
- HPL, all standard laminates are available
- Edge: 3mm poly

OPTIONS

- Custom height: 5" - 42"
- Foot ring



FOOT RING

16" diameter,
12" high foot ring is available
for 42" high tables

ACCESSORIES

- Power & data
- Wire management