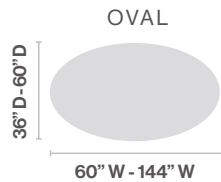
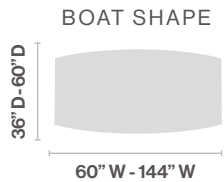
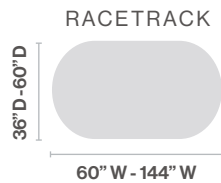
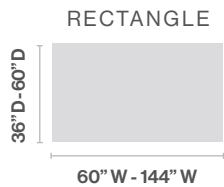


**SHAPES | SIZES**

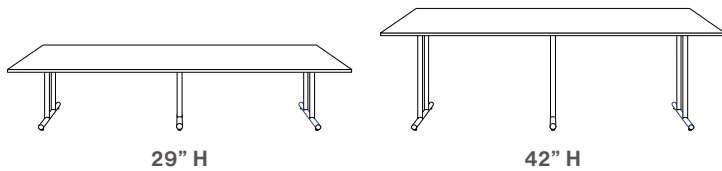


**TABLE CONSTRUCTION**

- Overall Heights: 29", 42"
- Bolted construction
- 2" diameter, 14 gauge steel columns
- 2" diameter, 14 gauge steel feet, steel end caps
- Mounting plates:  
 5" x 11", 6" x 16", or Dual 5" x 8"
- 1-3/8" diameter leveling glides
- Base color: All standard powder coat finishes
- HPL, all standard laminates are available

**TABLE | OVERALL HEIGHTS**

Designed to maintain nominal table heights independent of glide or caster option.



**ACCESSORIES**

- Grommets: round or rectangular
- Power & data
- Wire management