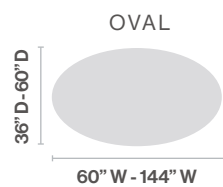
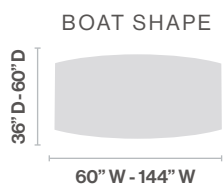

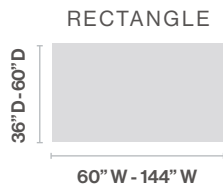


**SHAPES | SIZES**



**TABLE CONSTRUCTION**

- Overall Heights: 29"
- Bolted construction
- 2" diameter, 14 gauge steel columns
- 2" diameter, 14 gauge steel arched feet
- Dual 5" x 8" mounting plates
- 1-3/8" diameter leveling glides
- Base color: All standard powder coat finishes
- HPL, all standard laminates are available

**ACCESSORIES**

- Grommets: round or rectangular
- Power & data
- Wire management