

SHAPES | SIZES

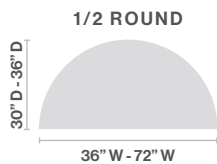
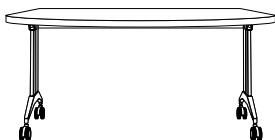
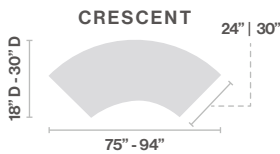
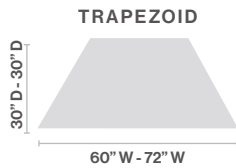
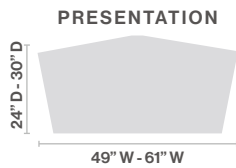

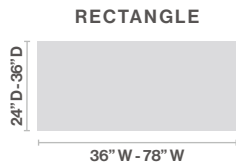
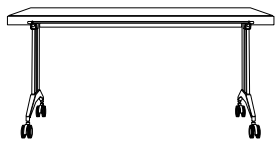
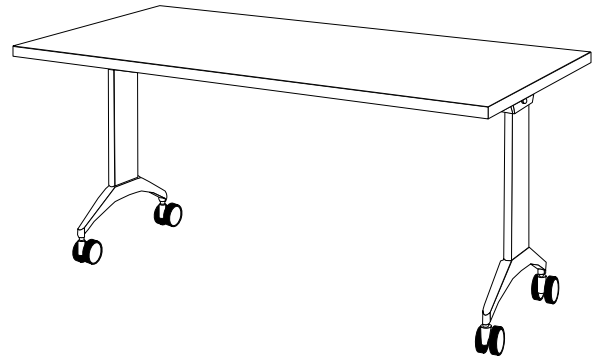


TABLE CONSTRUCTION

- Overall Height: 28.75"
- T-Leg
- Extruded aluminum columns and cast aluminum feet
- Single-point release mechanism, accessible along the full length of the table
- 3" dual-wheel casters, two locking and two non-locking
- Nesting: 9-1/3" between each table and add 1/2" to the length of the table
- Tight nesting for space saving
- Quarter round top is a linking corner and is supported by flush mounting plates on both sides
- Metallic Silver finish
- HPL, all standard laminates are available
- Edge: 3mm poly
- Each base includes four ganging brackets

OPTIONS

- Inset base for tops 60" and 72" W

ACCESSORIES

- Modesty panels
- Power & data
- Grommets: round or rectangular
- Wire management