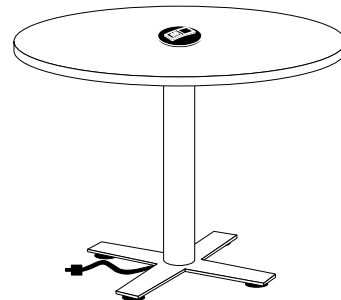


ROUND



X

TABLE SHAPES | SIZES

ROUND



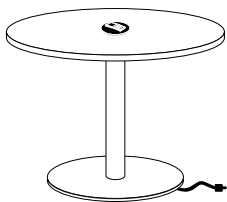
24" W - 48" W

SQUARE




24" W - 48" W

TABLE | OVERALL HEIGHTS

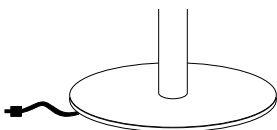


29" H

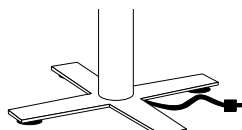


42" H

BASE | SHAPES



ROUND



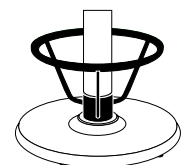
X

TABLE CONSTRUCTION

- Bolted construction
- Overall Heights: 29", 42"
- Column: 11 gauge steel
- Column diameter: 3"
- Steel column, mounting plate, and floor plate feature a 2" pass through hole for integrated power unit
- Includes 2-3/8" diameter adjustable leveling glides (ALG-LGTL)
- Steel mounting plate: 12.5" x 7" x 2.5"
- Base shape: round or x
- Base color: Stock Black and Metallic Silver. All standard powder coat finishes available
- HPL, all standard laminates are available
- Edge: 3mm poly
- Node™ in-surface power unit
 2 Power or 1 Power / 1 USB
 120" plug power cord
 Black or Silver

OPTIONS

- Custom height: 5" - 42"
- Foot ring



FOOT RING

16" diameter,
 12" high foot ring is available
 for 42"
 high tables