



SHAPES | SIZES

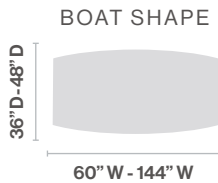

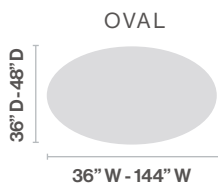
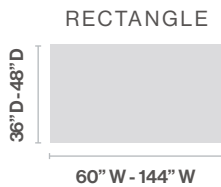


TABLE CONSTRUCTION

- Overall Height: 29"
- Welded construction
- Dual-column bridge base featuring two vertical columns joined by dual offset cross members positioned below center
- 3" diameter columns in 14-gauge steel
- 2-mounting plates per base:
 6" x 6" x 7/32"
- 1-3/8" diameter levelers
- Base color: All standard powder coat finishes
- HPL, all standard laminates are available

ACCESSORIES

- Grommets: round or rectangular
- Power & data
- Wire management