



EDUCATIONAL ENVIRONMENTS

special 

BUILDING TABLES | BUILDING COMMUNITY | REBUILDING LIVES

Solutions for Educational Spaces

From K-12 to Higher Education

Special-T is a leading commercial furniture provider for various industries, including education. Our extensive product selection reflects our commitment to designing furniture that meets the unique needs of K-12 and higher education classrooms, which includes everything from functional tables to seating options.

We have tables that allow the flexibility to transition from individual to group seating, sit-to-stand tables, collaboration tables for libraries and meeting rooms, and a table for every need in learning environments and their complimentary spaces.

Individual and Flex Seating



CLASSROOMS



TEACHER DESKS | ADMINISTRATIVE OFFICES

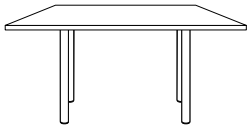


MEETING ROOMS & WORK AREAS

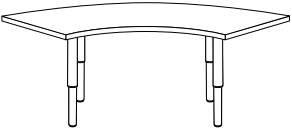


CAFÉ & GATHERING PLACES

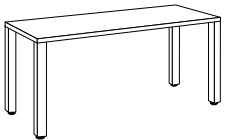
Group Seating and Collaboration




ELLA



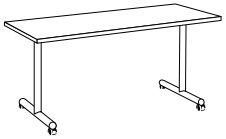
ELLAVATE



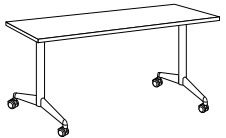
QUATRO



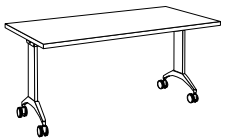
STRUCTURE SQUARE



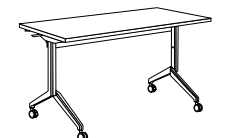
KINGSTON



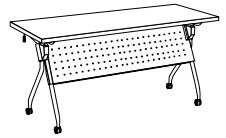
ZIA TRAINING



LINK



CALIBER



TRANSFORM-2



Tables for Educational Spaces: Classrooms

Special-T's tables for kindergarten and elementary school classrooms can accommodate young children's needs, lower to the ground, with rounded edges and easy-to-clean surfaces. Adapt the classroom to various teaching styles, such as circular tables for collaborative work or individual activities.

For middle school to higher education needs, our standard height tables allow for individual or cluster seating, facilitating group work. Durable, sturdy, and long-lasting, Special-T tables will withstand the high traffic and use of busy classrooms.

Since tables are an indispensable component of any classroom setting, select from our wide offering of classroom tables that deliver functionality, flexibility, and customization options, from base and top colors to casters and glides.



ELLA | POWDER BLUE, METALLIC GOLD, & PISTACHIO BASES | WHITE TOPS

Ella



BASE STOCK COLOR

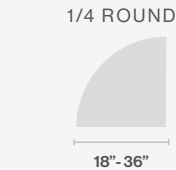
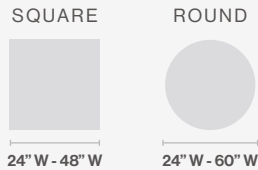
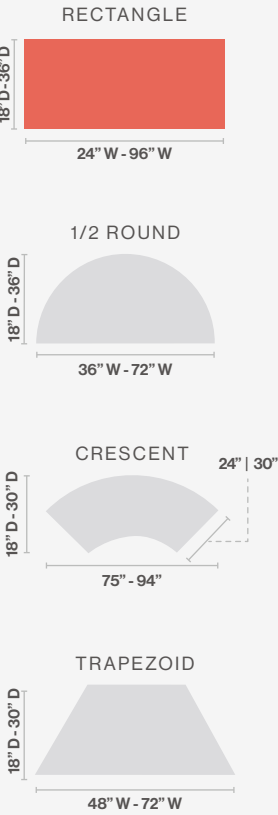


METALLIC SILVER

Ella | Key Features

- Standard Height: 29"
- Bar Height: 42" only on 3" and 4" Columns
- Custom Heights: 5" - 42"
- 2", 3", and 4" column diameter
- Base colors: All standard powder coat finishes
- Tops: HPL all standard laminates are available

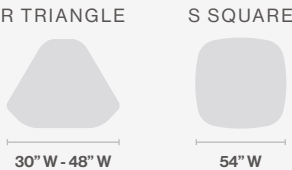
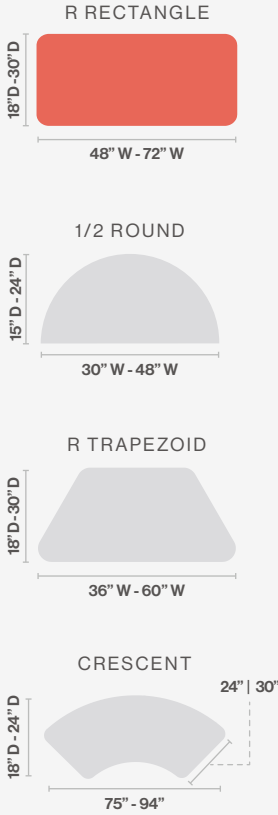
TOP SIZES & SHAPES



OPTIONS & ACCESSORIES

Casters
2" folding legs
Modesty Panels
Privacy Screens
Grommets
Power & Data
Wire Management
Quick Align table connector

TOP SIZES & SHAPES



OPTIONS & ACCESSORIES

Casters - 2.3" H
Modesty Panels**
Privacy Screens
Grommets
Power & Data
Wire Management
Flekssit table connectors
Quick Align table connector



ELLAVATE | WHITE BASES | SOFT SQUARE & 1/2 ROUNDS | WHITE TOPS

EllaVate



BASE STOCK COLOR



METALLIC SILVER

EllaVate | Key Features

- Fixed or Adjustable height
- Adjustable Rate: 19.5" - 29.5" in 1" increments
- Fixed Height: 27.75"
- Adjustable Height Range: Glides: 19.75" - 29.5" | Casters: 21.5" - 31.5"
- Column Diameter: 1-7/8" outer column | 1-1/2" inner column
- Base colors: All standard powder coat finishes
- Tops: HPL all standard laminates are available
- EllaVate adjustable glides
- Gusseted top for additional strength
- Tamper-resistant locking system

*Lowest Height for tables featuring glides | **For rectangular tables only



QUATRO | WHITE DRIFTWOOD TOPS | IVORY BASES


Quatro



Quatro | Key Features

- Standard Height: 29"
- Counter Height: 36"
- Bar Height: 42"
- Custom Heights: 5" - 42"
- Legs attach flush to the tabletop
- Base colors: All standard powder coat finishes
- Tops: HPL all standard laminates are available


TOP SIZES & SHAPES



OPTIONS & ACCESSORIES

Casters
Quick Align Table Connector
Grommets
Power & Data
Wire Management

BASE STOCK COLORS



STRUCTURE SQUARE | WHITE TOPS | METALLIC SILVER BASES


Structure Square



Structure Square | Key Features

- Standard Height: 29"
- Bases mount flush to the top edges
- Base colors: All standard powder coat finishes
- Tops: HPL all standard laminates are available
- Adjustable leveling glides

TOP SIZES



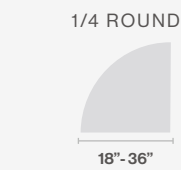
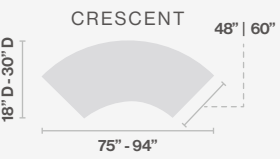
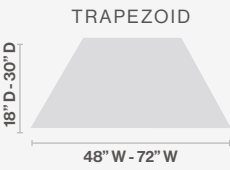
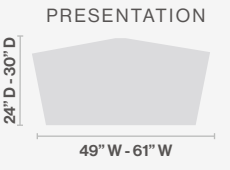
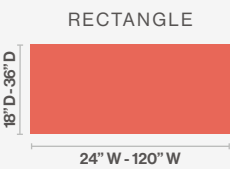
OPTIONS & ACCESSORIES

Grommets
Power & Data
Wire Management

BASE STOCK COLOR



KINGSTON FIXED TOP
SIZES & SHAPES



OPTIONS & ACCESSORIES


- Casters
- T, or C folding legs
- EZ Roll
- Quick Align Table Connector
- Modesty panels
- Privacy Screens
- Grommets



KINGSTON FLIP & NEST | STUDIO TEAK TOPS | METALLIC SILVER BASES

Kingston Fixed Top

STRENGTH & DURABILITY



Kingston | Key Features

- T, C, or Arched Legs
- Standard Height: 29"
- Counter Height: 36"
- Bar Height: 42"
- Custom Height: 5" - 42"
- Base colors:
All standard powder coat finishes
- Tops: HPL all standard laminates are available
- Adjustable glides

TIGHT NESTING



Tight nesting allows for space saving storage when tables are not in use.

Kingston Training Tables

Built on a tubular steel leg structure with integrated feet for stability and durability, Kingston Flip & Nest Tables are available with a fixed top for a permanent, polished setup or a flip-top design for maximum flexibility. A single-point locking mechanism keeps the top securely in place, while the mobile design lets you flip, roll, and nest for effortless, space-saving storage.

Kingston Flip & Nest


Kingston Flip & Nest | Key Features

- Standard height 29"
- 2" diameter columns and feet
- Heavy-duty tubular steel mounting beam
- Steel hinges
- Single point locking mechanism
- Nesting:
9" between each table and add 2" to the table's length
- C or T feet, standard 2" locking casters
- Base colors: All standard powder coat finishes
- Tops: HPL all standard laminates are available

OPTIONS & ACCESSORIES

- Quick Align table connector
- PET, Frosted Acrylic & Laminate Modesty panels
- Grommets

TOP SIZES



BASE STOCK COLORS



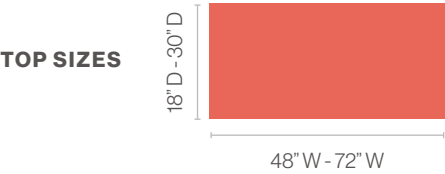




ZIA LECTERN SILVER BASE & GRAPHITE PET | ZIA FLIP & NEST 29" H WHITE TOPS & SILVER BASES

ZIA Flip & Nest | Key Features

- Curvilinear cast aluminum feet
- Height: 29"
- Ultra-thin flipping beam
- 4-locking ZIA casters
- Offset nester
- Shape: Rectangular
- Optional inset base



ZIA Flip & Nest



OFFSET NESTER



T-LEG

ZIA Training Fixed Top



T-LEG

ZIA Fixed Top | Key Features

- Curvilinear cast aluminum feet
- Heights: 29", 36", 42"
- ZIA glides are standard
- Optional casters are available
- Shape: Rectangular

ZIA Training Tables

Designed by | J Robert Bazemore

Sleek, modern, and built for today's dynamic spaces, ZIA offers flexible functionality in both fixed and mobile configurations. Choose the fixed top for a clean, permanent setup, or opt for the flip-top version with smooth-rolling casters that, nest, and store compactly, making room reconfigurations effortless.

Perfect for educational settings ZIA combines lasting durability y and a minimalist design that supports focused learning and collaboration.

ZIA Training | Options & Accessories

OPTIONS

- C or T Leg
Base color: all standard powder coat finishes
Tops: HPL all standard laminates are available
Edges: 3mm poly, rounded

ACCESSORIES

- Flekssit-kit table connectors (caster configurations)
- Privacy screens:
Frosted Acrylic & PET for fixed tables
- Modesty panels:
Frosted Acrylic, laminate, PET, perforated steel
- Grommets: round or rectangular
- Wide selection of power & data management units
- Wire management

TOP SIZES



BASE STOCK COLOR



METALLIC SILVER

LINK promotes seamless transitions between learning activities, from individual to group seating, to nesting tables when not in use



LINK FLIP & NEST | KENSINGTON MAPLE TOPS | METALLIC SILVER BASES

LINK

LINK Flip & Nest | Key Features

- Standard height 28-3/4"
- Extruded aluminum columns
- Cast aluminum feet
- Single-point release accessible along the entire length of the table
- 9-1/3" nesting between each table
- 4 LINK-table connectors are included for easy table connection side to side or back to back
- Two locking casters
- Quarter round top is a linking corner supported by flush mount plates on both sides
- Tops: HPL all standard laminates are available

BASE COLOR

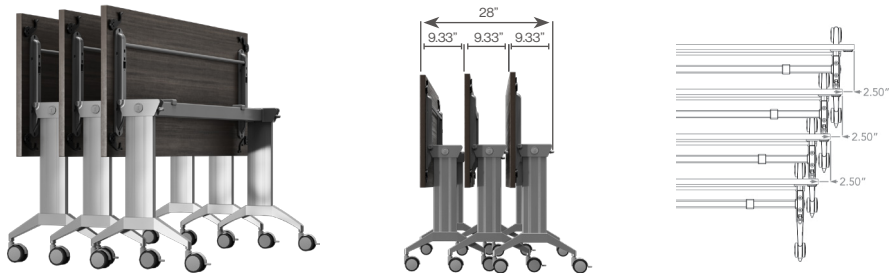


METALLIC SILVER

OPTIONS & ACCESSORIES


- Inset base for tops 60" and 72" W
- PET, Frosted Acrylic & Laminate
- Modesty panels
- Grommets
- Power & Data
- Wire Management

TIGHT NESTING




Tight nesting allows for space saving storage when tables are not in use.

STANDARD & INSET BASE



FULL BASE



INSET BASE

Caliber | Key Features

- Steel construction with cast aluminum feet for superior durability
- Sleek design
- Paddle release handles easily accessible from either end of the table
- Locking beam keeps top locked in upright flipped position
- Straight-on nesting
- Two feet sizes: 24" & 30"
- Three beam lengths: 48", 60", & 72"
- Available in full base or inset base style
- Pre-assembled legs for reduced assembly time
- Excellent stability when flipped up for storage
- Tops: HPL all standard laminates are available
- Standard Edge: 3mm PVC
- 2.5" dual wheel casters (2 locking)
- Floor protective and non-marring casters
- Overall height: 29.75" (includes 1.25" top)
- Chamfered base profile
- Max Weight Capacity = 300 lbs. (Limited by casters rated at 75 lbs each)



CALIBER | FAWN CYPRESS TOPS | BLACK BASES

Caliber

STRAIGHT-ON NESTER

Efficient nesting footprint enables minimal storage space requirements




BASE STOCK COLORS



TRANSFORM-2 | STUDIO TEAK TOPS | METALLIC SILVER BASES

Transform-2




Transform-2 | Key Features

- Height 30"
- Tubular legs are connected by a 14" modesty panel
- Straight on nesting, 7-1/2" per table
- The stretcher bar spans between the table legs
- 2" dual-wheel locking casters with silver caps
- One-handed activation on both sides
- Tops: HPL all standard laminates are available




TOP SIZES



OPTIONS & ACCESSORIES

- Quick Align Table Connector
- Grommets
- Power & Data
- Wire Management

BASE STOCK COLORS





LINK | C4 CONFIGURATION

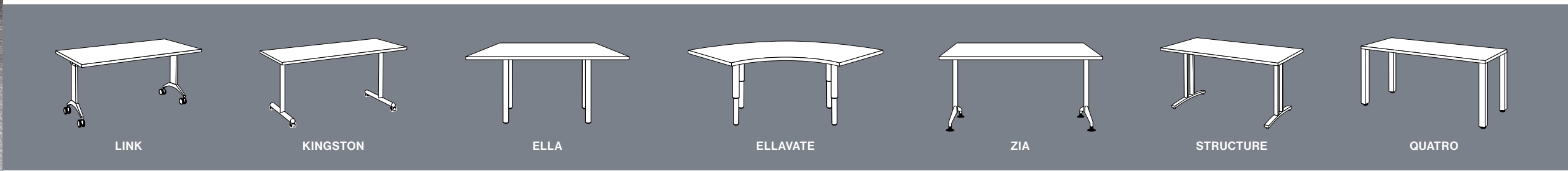


KINGSTON FLIP & NEST | R8 CONFIGURATION



TRANSFORM-2 | SR4 CONFIGURATION

FLEXIBILITY | COLLABORATIVE LEARNING | DYNAMIC SPACES



Unlimited | Configurations

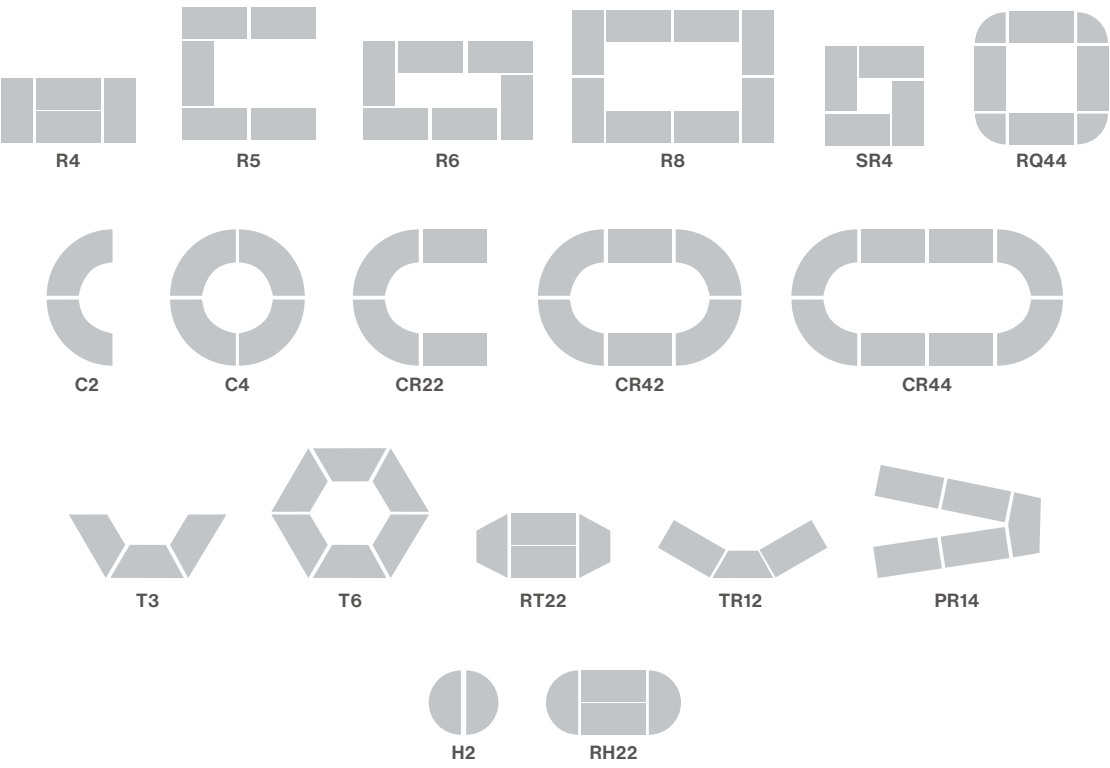
Reconfiguring tables with different shapes can be an effective way to transform a classroom or learning space. Teachers can create a more dynamic and interactive environment that supports different learning styles and activities by experimenting with various table shapes, such as rectangular, circular, or semicircular.

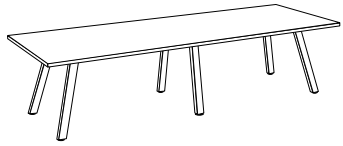
For instance, circular tables promote collaborative learning and foster communication, while rectangular tables can be more suitable for lectures and presentations. Additionally, rearranging tables can maximize space utilization and create a more spacious and organized classroom, improving students' focus and engagement.

Overall, mixing tables with different shapes can be a simple yet impactful way to enhance the learning experience for students.

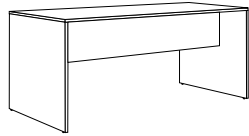
Reconfigure with Ease

Most Special-T tables are available in various top shapes and can be arranged for group seating. Starting with rectangular tables can create group seating, and introducing dynamic shapes like presentation, half circle, or crescent will increase the set-up possibilities.





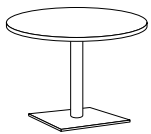
AIM XL | AIM EZ DESKING



PLURAL



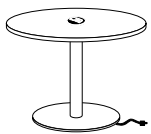
SIENNA ROUND



SIENNA SQUARE



SIENNA X



SIENNA CAFE POWER



SIENNA X CAFE POWER



Tables for Educational Spaces: Group Seating | Gathering | Café

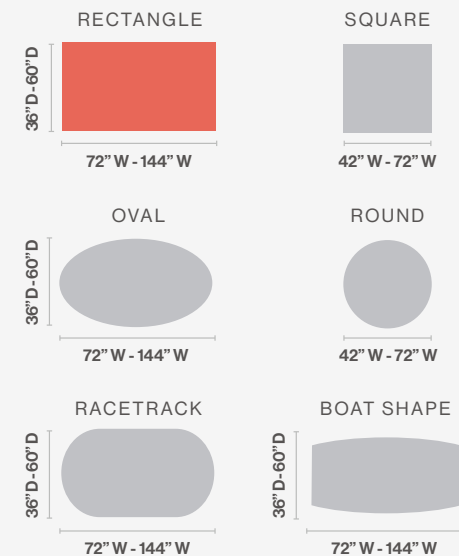
Tables for gathering places like cafeterias and libraries in learning environments serve as central meeting points for students, faculty, and staff. Special-T's tables have options that accommodate large groups of people and facilitate socialization and collaboration, including flexible seating arrangements for small or large groups.

Tables in shapes promote comfort and are spacious, and include optional built-in power outlets or USB ports can accommodate the use of laptops and other electronic devices. Our tables for gathering places in learning environments create a welcoming and inclusive atmosphere that promotes community and collaboration.



AIM XL | GREY ELM | BLACK BASE

TOP SIZES & SHAPES



OPTIONS & ACCESSORIES

Pivoting glide
Premium cloud casters:
two locking, two non-locking
Grommets
Power & Data
Integrated Wire Management
Wire Management

AIM XL



DUAL PITCHED LEGS

AIM XL | Key Features

- Heights:
Standard: 29" Bar: 42"
- Dual pitched legs for added horizontal and lateral stability
- 1.5" x 3" steel legs
- Steel welded mounting plate
- Base colors: All standard powder coat finishes
- Tops: HPL all standard laminates are available
- 1-3/8" diameter leveling glides

BASE STOCK COLOR



METALLIC SILVER



PLURAL | BLACK | BAR HEIGHT

Plural




Plural | Key Features

- Standard Height: 30"
- Counter Height: 36"
- Bar Height: 42"
- Depths: 36", 42", 48"
- Widths: 72", 84", 96"
- Standard glides

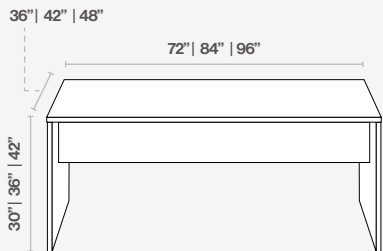
OPTIONS

Custom laminate colors with upcharge and extended lead time
Power & Data management
Wire management

STANDARD COLORS



PLURAL SIZES



SIENNA SQUARE | 29" & 42" H | RIVER CHERRY TOPS | SILVER BASES

Sienna Hospitality



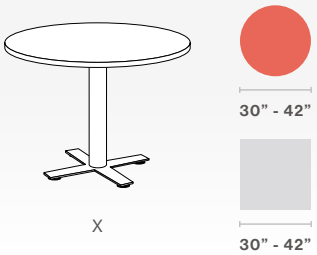
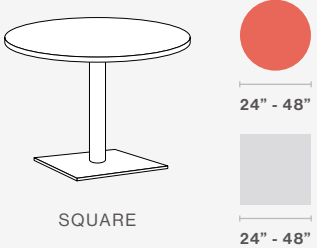
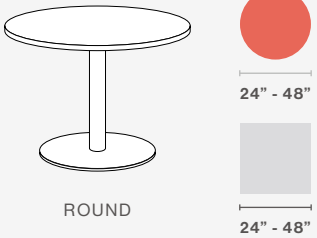
Sienna Hospitality | Key Features

- Heights: Standard: 29" Bar: 42"
- 3" Diameter Column
- 3/8" thick laser-cut solid steel base
- Base types: Round, Square, X
- Base colors: All standard powder coat finishes are available
- Tops: HPL all standard laminates are available
- Leveling glides

OPTIONS

Footring for 42" H Power & Data Wire Management

BASE OPTIONS & TOP SIZES





SIENNA-X CP | DESIGNER WHITE TOPS | POWDER BLUE BASES

Sienna Café Power



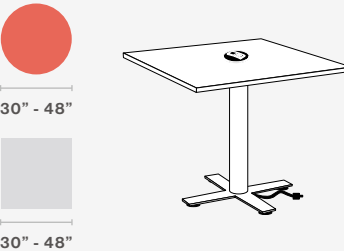
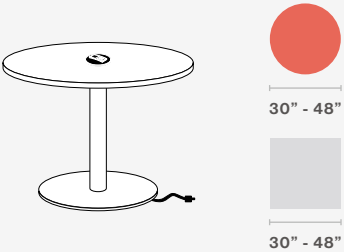
Sienna Café Power | Key Features

- Dining and Bar Heights: 29" | 42"
- Laser-cut solid steel floor plate
- Round or X-base
- Base colors: All standard powder coat finishes
- Tops: HPL all standard laminates are available
- Leveling glides
- Node™ in-surface power unit
- 2 Power or 1 Power / 1 USB
- 120" Plug Power Cord

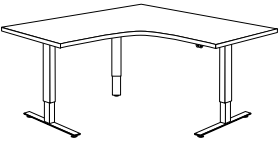
OPTIONS

Footring for 42" H Power & Data Wire Management

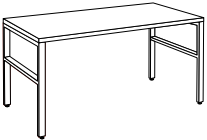
BASE OPTIONS & TOP SIZES



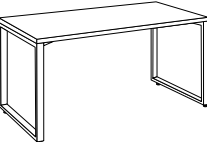
NODE POWER UNIT | 1 ELECTRIC | 2 USB



PATRIOT ELECTRIC



STRUCTURE H



STRUCTURE SQUARE



Tables for Educational Spaces: Administrative Office Desks



























Tables for administrative offices in educational environments are crucial in supporting the institution's day-to-day operations. These tables are designed with functionality and organization in mind to cater to the needs of administrators and teachers.

Special-T offers tables that may include additional features like cable management systems or integrated power outlets to facilitate the use of technology such as computers or printers. Ergonomics is another critical consideration, with adjustable heights or ergonomic design elements to promote comfort during long work hours. Finally, tables for administrative offices in educational environments should enhance productivity, organization, and efficiency, providing a functional workspace for administrators and teachers to carry out their vital roles effectively.



PATRIOT ELECTRIC | WHITE TOP | ROYAL BLUE BASE

Patriot Base | Colors

 DESIGNER WHITE [405] MATTE	 SOFT WHITE [LU] MATTE	 WHITE [91] MATTE	 ANODIZED SILVER [S09]
 STARLIGHT SILVER [S15] M SEMI-GLOSS	 WARM NEUTRAL GRAY [WN] MATTE	 TAUPE METALLIC [504] M SEMI-GLOSS	 MEDIUM TONE [MT] MATTE
 METALLIC BRONZE [EH] M SEMI-GLOSS	 CLEAR [CC05] MATTE	 SATIN BRONZE [SB] MATTE	 ANTHRA-CITE GRAY [7016] GLOSS
 GRAPHITE [G2] MATTE	 CARBON METALLIC [514] M SEMI-GLOSS	 BUMPER BLACK [B05] GLOSS	 COPPER TOP [1023] SEMI-GLOSS
 ORANGE [OR01] GLOSS	 RED [R02] GLOSS	 SMOOTH RED [R04] GLOSS	 MOSS GREEN [G01] GLOSS
 SIGNAL GREEN [G032] GLOSS	 SERPO GREEN [G03] GLOSS	 LIGHT GREEN [G027] GLOSS	 SKY BLUE [TR1J] MATTE
 ROYAL BLUE [5015] GLOSS	 BLACK [B07] MATTE		



PATRIOT ELECTRIC | WHITE TOPS | ROYAL BLUE BASES



PATRIOT EXTENDED CORNER LEFT

Patriot Electric

Patriot Electric | Key Features

BASE CONSTRUCTION

- Made in the USA
- Foot and column construction: Steel
- T-Leg or C-Leg
- 2 and 3 column bases
- 2-stage Dual-motor & 3-stage Tri-motor bases
- 2-stage columns, height range 27" - 46", stroke 19"
- 3-stage columns, height range 24" - 46", stroke 24"
- Feet 22" and 28" L
- Stock color: Metallic Silver
- Max. Lift Capacity – including tabletop:
 - two-leg base - 200 lbs
 - three-leg base -250 lbs
- Functional Load:
 - two-leg base - 342 lbs
 - three-leg base -378 lbs
- Integrated anti-collision safety feature
- BIFMA & UL962 approved
- ADA compliant
- 10-year parts and labor warranty

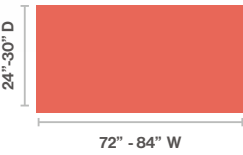
ELECTRICAL INFORMATION

- Standard Up-Down switch
- Power cord length: 108"
- Dual-motor or Tri-motor electrical system
- Lifting speed: 1-3/8 sec.
- Motor sound <43 db
- Standby power consumption: 0.3W
- Overload protection: >200 lbs
- Functions: Soft-start-stop

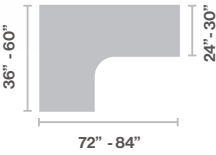
OPTIONS

- Programmable Switch
- Casters
- Modesty Panels
- Privacy Screens
- Grommets
- Power & Data
- Wire Management

SHAPES & SIZES



EXTENDED CORNER L OR R



EQUAL CORNER



LEG STYLES



PATRIOT C-LEG



PATRIOT T-LEG




STRUCTURE H | WHITE TOP | EVERGREEN BASE



STRUCTURE SQUARE | WHITE TOPS | PISTACHIO BASES


Structure H



Structure H | Key Features

- Standard Height: 29"
- Bases attach flush to the top
- 2" x 1" rectangular steel columns
- Welded cross member connects the legs
- 2" Diameter columns
- Base colors: All standard powder coat finishes
- Tops: HPL all standard laminates are available
- Leveling glides

TOP SIZES



OPTIONS & ACCESSORIES


- Grommets
- Power & Data
- Wire Management

BASE STOCK COLOR



METALLIC SILVER

TOP SIZES



OPTIONS & ACCESSORIES


- Grommets
- Power & Data
- Wire Management

BASE STOCK COLOR



METALLIC SILVER

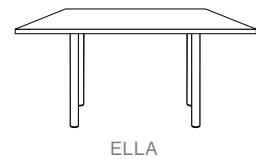
Structure Square



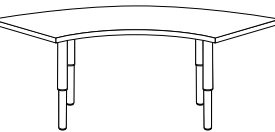
Structure Square | Key Features

- Standard Height: 29"
- Bases mount flush to the top edges
- Base colors: All standard powder coat finishes
- Tops: HPL all standard laminates are available
- Adjustable leveling glides

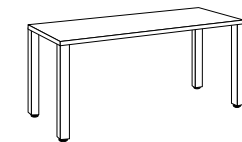
CLASSROOMS
K-12 TO HIGHER EDUCATION



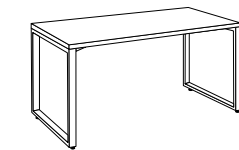
ELLA



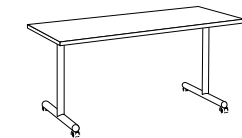
ELLAVATE



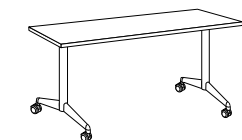
QUATRO



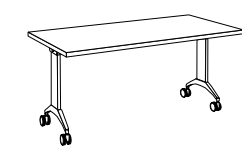
STRUCTURE SQUARE



KINGSTON



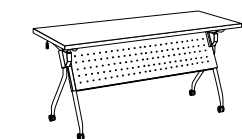
ZIA TRAINING



LINK



CALIBER

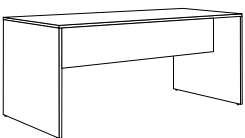


TRANSFORM-2

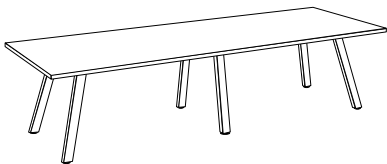


Solutions for
Educational Spaces
From K-12 to Higher Education

GROUP
SEATING



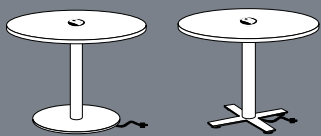
PLURAL



AIM XL | AIM EZ DESKING

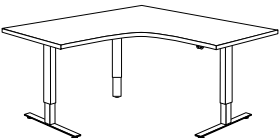


SIENNA HOSPITALITY

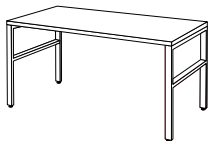


SIENNA CAFE POWER

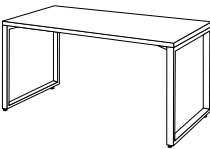
DESKS
& ADMINISTRATIVE OFFICES



PATRIOT ELECTRIC



STRUCTURE H



STRUCTURE SQUARE

FLEXIBILITY
COLLABORATIVE LEARNING
DYNAMIC SPACES



PLURAL | FORMAL WALNUT 30" H & BLACK 42" H

OPTIONS | ACCESSORIES

TOP OPTIONS

BEST VALUE

Limited colors, shapes, and sizes

5-DAY QUICK SHIP

With matching or contrasting
Color Vinyl Edge

OPTIONS+

Standard and Premium Top Selection

BASE FINISHES

STOCK COLORS

Stock color availability
varies by base style



METALLIC SILVER



BLACK

DESIGNER COLORS



IVORY



PISTACHIO



EVERGREEN



POWDER BLUE



AUBURN



NATURAL



METALLIC GOLD



COOL GRAY



RUBY

OPTIONS+

Wide variety of custom colors

ACCESSORIES

MODESTY PANELS
GROMMETS
POWER & DATA

WIRE MANAGEMENT
TABLE CONNECTORS



For all 1-DAY, 5-DAY, and OPTIONS+ finish options please visit SpecialT.net
Images are representative of the material and may not be an exact match



TABLES, BASES & ACCESSORIES



11820 Wills Rd, Suite 140,
Alpharetta, GA 30009
888.705.0777

www.SpecialT.net