



# EDUCATIONAL ENVIRONMENTS



BUILDING TABLES | BUILDING COMMUNITY | REBUILDING LIVES

## Solutions for Educational Spaces From K-12 to Higher Education

Special-T is a leading commercial furniture provider for various industries, including education. Our extensive product selection reflects our commitment to designing furniture that meets the unique needs of K-12 and higher education classrooms, which includes everything from functional tables to seating options.

We have tables that allow the flexibility to transition from individual to group seating, sit-to-stand tables, collaboration tables for libraries and meeting rooms, and a table for every need in learning environments and their complimentary spaces.

### Individual and Flex Seating



CLASSROOMS



TEACHER DESKS | ADMINISTRATIVE OFFICES

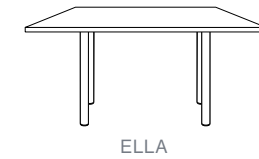


MEETING ROOMS & WORK AREAS

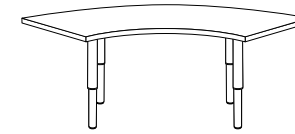


CAFÉ & GATHERING PLACES

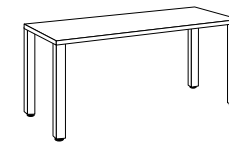
### Group Seating and Collaboration



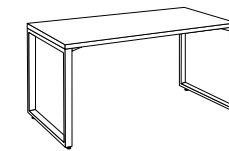
ELLA



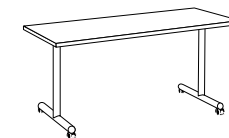
ELLAVATE



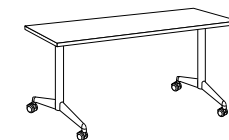
QUATRO



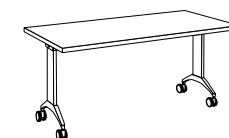
STRUCTURE SQUARE



KINGSTON



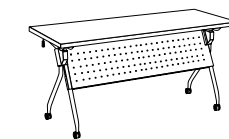
ZIA TRAINING



LINK



CALIBER



TRANSFORM-2



## Tables for Educational Spaces: Classrooms

Special-T's tables for kindergarten and elementary school classrooms can accommodate young children's needs, lower to the ground, with rounded edges and easy-to-clean surfaces. Adapt the classroom to various teaching styles, such as circular tables for collaborative work or individual activities.

For middle school to higher education needs, our standard height tables allow for individual or cluster seating, facilitating group work. Durable, sturdy, and long-lasting, Special-T tables will withstand the high traffic and use of busy classrooms.

Since tables are an indispensable component of any classroom setting, select from our wide offering of classroom tables that deliver functionality, flexibility, and customization options, from base and top colors to casters and glides.



ELLA | POWDER BLUE, METALLIC GOLD, & PISTACHIO BASES | WHITE TOPS

## Ella

### Ella | Key Features

- Standard Height: 29"
- Bar Height: 42" only on 3" and 4" Columns
- Custom Heights: 5" - 42"
- 2", 3", and 4" column diameter
- Base colors: All standard powder coat finishes
- Tops: HPL all standard laminates are available

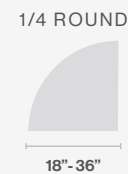
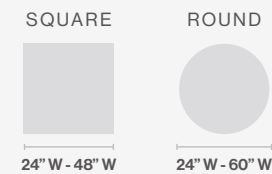
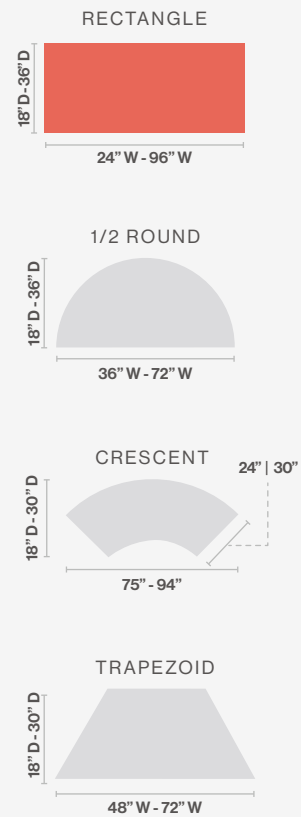


#### BASE STOCK COLOR



METALLIC SILVER

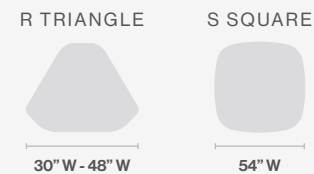
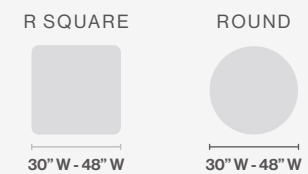
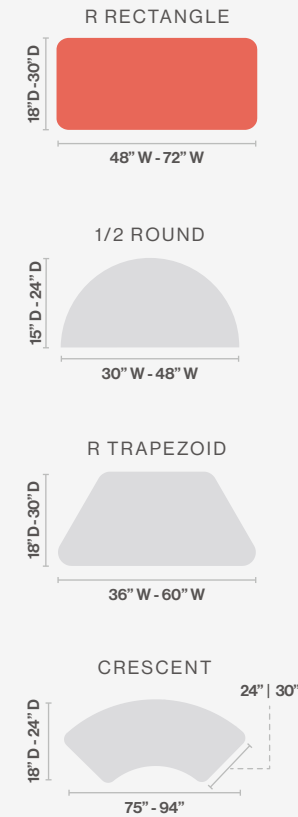
#### TOP SIZES & SHAPES



#### OPTIONS & ACCESSORIES

- Casters
- 2" folding legs
- Modesty Panels
- Privacy Screens
- Grommets
- Power & Data
- Wire Management
- Quick Align table connector

#### TOP SIZES & SHAPES



#### OPTIONS & ACCESSORIES

- Casters - 2.3" H
- Modesty Panels\*\*
- Privacy Screens
- Grommets
- Power & Data
- Wire Management
- Flekssit table connectors
- Quick Align table connector



ELLAVATE | WHITE BASES | SOFT SQUARE & 1/2 ROUNDS | WHITE TOPS

## EllaVate

### EllaVate | Key Features

- Fixed or Adjustable height
- Adjustable Rate: 19.5" - 29.5"\* in 1" increments
- Fixed Height: 27.75\*\*
- Adjustable Height Range: Glides: 19.75" - 29.5" | Casters: 21.5" - 31.5"
- Column Diameter: 1-7/8" outer column | 1-1/2" inner column
- Base colors: All standard powder coat finishes
- Tops: HPL all standard laminates are available
- EllaVate adjustable glides
- Gusseted top for additional strength
- Tamper-resistant locking system



#### BASE STOCK COLOR



METALLIC SILVER

\*Lowest Height for tables featuring glides | \*\*For rectangular tables only



QUATRO | WHITE DRIFTWOOD TOPS | IVORY BASES



STRUCTURE SQUARE | WHITE TOPS | METALLIC SILVER BASES

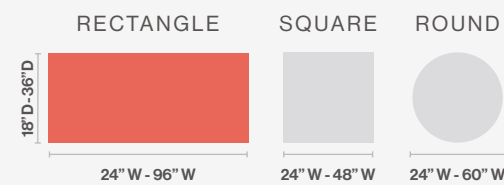
## Quatro



### Quatro | Key Features

- Standard Height: 29"
- Counter Height: 36"
- Bar Height: 42"
- Custom Heights: 5" - 42"
- Legs attach flush to the tabletop
- Base colors: All standard powder coat finishes
- Tops: HPL all standard laminates are available

### TOP SIZES & SHAPES




### OPTIONS & ACCESSORIES

- Casters
- Quick Align Table Connector
- Grommets
- Power & Data
- Wire Management

### BASE STOCK COLORS



### TOP SIZES



### OPTIONS & ACCESSORIES

- Grommets
- Power & Data
- Wire Management

### BASE STOCK COLOR



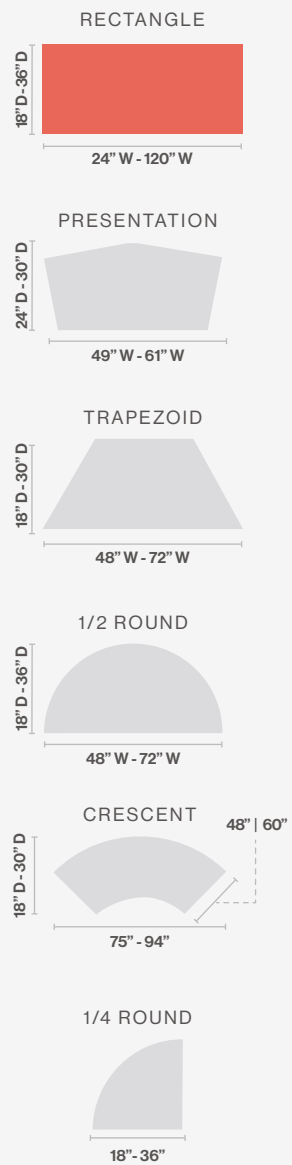
## Structure Square



### Structure Square | Key Features

- Standard Height: 29"
- Bases mount flush to the top edges
- Base colors: All standard powder coat finishes
- Tops: HPL all standard laminates are available
- Adjustable leveling glides

**KINGSTON FIXED TOP  
SIZES & SHAPES**



**OPTIONS & ACCESSORIES**

- Casters
- T, or C folding legs
- EZ Roll
- Quick Align Table Connector
- Modesty panels
- Privacy Screens
- Grommets



KINGSTON FLIP & NEST | STUDIO TEAK TOPS | METALLIC SILVER BASES

**Kingston Training Tables**

Built on a tubular steel leg structure with integrated feet for stability and durability, Kingston Flip & Nest Tables are available with a fixed top for a permanent, polished setup or a flip-top design for maximum flexibility. A single-point locking mechanism keeps the top securely in place, while the mobile design lets you flip, roll, and nest for effortless, space-saving storage.

**Kingston Flip & Nest**

**Kingston Flip & Nest | Key Features**

- Standard height 29"
- 2" diameter columns and feet
- Heavy-duty tubular steel mounting beam
- Steel hinges
- Single point locking mechanism
- Nesting:
  - 9" between each table and add 2" to the table's length
- C or T feet, standard 2" locking casters
- Base colors: All standard powder coat finishes
- Tops: HPL all standard laminates are available

**OPTIONS & ACCESSORIES**

- Quick Align table connector
- PET, Frosted Acrylic & Laminate Modesty panels
- Grommets

**Kingston Fixed Top**

**STRENGTH & DURABILITY**



**Kingston | Key Features**

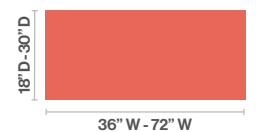
- T or C, Legs
- Standard Height: 29"
- Counter Height: 36"
- Bar Height: 42"
- Custom Height: 5" - 42"
- Base colors:
  - All standard powder coat finishes
- Tops: HPL all standard laminates are available
- Adjustable glides

**TIGHT NESTING**




Tight nesting allows for space saving storage when tables are not in use.

**TOP SIZES**



**BASE STOCK COLORS**







ZIA LECTERN SILVER BASE & GRAPHITE PET | ZIA FLIP & NEST 29" H WHITE TOPS & SILVER BASES

## ZIA Training Tables

Designed by | J Robert Bazemore

Sleek, modern, and built for today's dynamic spaces, ZIA offers flexible functionality in both fixed and mobile configurations. Choose the fixed top for a clean, permanent setup, or opt for the flip-top version with smooth-rolling casters that nest, and store compactly, making room reconfigurations effortless.

Perfect for educational settings ZIA combines lasting durability and a minimalist design that supports focused learning and collaboration.

### ZIA Training | Options & Accessories

#### OPTIONS

- C or T Leg
- Base color: all standard powder coat finishes
- Tops: HPL all standard laminates are available
- Edges: 3mm poly, rounded

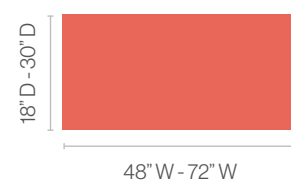
#### ACCESSORIES

- Flekssit-kit table connectors (caster configurations)
- Privacy screens:
  - Frosted Acrylic & PET for fixed tables
- Modesty panels:
  - Frosted Acrylic, laminate, PET, perforated steel
- Grommets: round or rectangular
- Wide selection of power & data management units
- Wire management

### ZIA Flip & Nest | Key Features

- Curvilinear cast aluminum feet
- Height: 29"
- Ultra-thin flipping beam
- 4-locking ZIA casters
- Offset nester
- Shape: Rectangular
- Optional inset base


#### TOP SIZES



### ZIA Flip & Nest



OFFSET NESTER



T-LEG

### ZIA Training Fixed Top

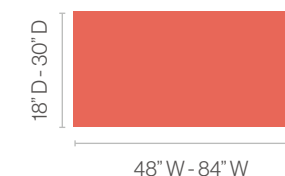


T-LEG

### ZIA Fixed Top | Key Features

- Curvilinear cast aluminum feet
- Heights: 29", 36", 42"
- ZIA glides are standard
- Optional casters are available
- Shape: Rectangular

#### TOP SIZES



#### BASE STOCK COLOR




METALLIC SILVER

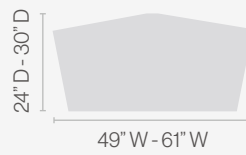
**LINK** promotes seamless transitions between learning activities, from individual to group seating, to nesting tables when not in use

**TOP SHAPES & SIZES**

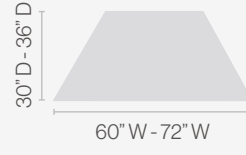
**RECTANGLE**



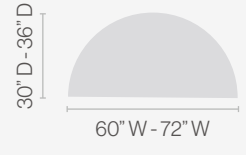
**PRESENTATION**



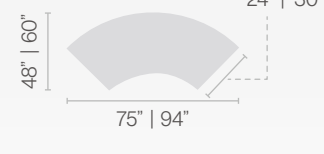
**TRAPEZOID**



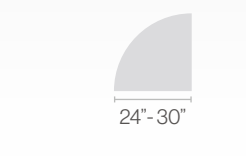
**1/2 ROUND**



**CRESCENT**



**1/4 ROUND**



LINK FLIP & NEST | KENSINGTON MAPLE TOPS | METALLIC SILVER BASES

**LINK**

**LINK Flip & Nest | Key Features**

- Standard height 28-3/4"
- Extruded aluminum columns
- Cast aluminum feet
- Single-point release accessible along the entire length of the table
- 9-1/3" nesting between each table
- 4 LINK-table connectors are included for easy table connection side to side or back to back
- Two locking casters
- Quarter round top is a linking corner supported by flush mount plates on both sides
- Tops: HPL all standard laminates are available

**BASE COLOR**

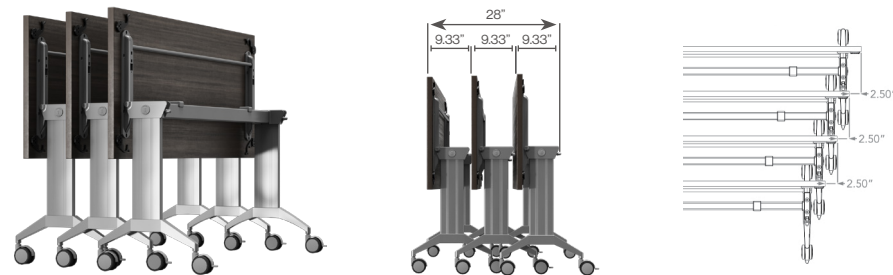


METALLIC SILVER

**OPTIONS & ACCESSORIES**


- Inset base for tops 60" and 72" W
- PET, Frosted Acrylic & Laminate Modesty panels
- Grommets
- Power & Data
- Wire Management

**TIGHT NESTING**




Tight nesting allows for space saving storage when tables are not in use.

**STANDARD & INSET BASE**



FULL BASE



INSET BASE

## Caliber | Key Features

- Steel construction with cast aluminum feet for superior durability
- Sleek design
- Paddle release handles easily accessible from either end of the table
- Locking beam keeps top locked in upright flipped position
- Straight-on nesting
- Two feet sizes: 24" & 30"
- Three beam lengths: 48", 60", & 72"
- Available in full base or inset base style
- Pre-assembled legs for reduced assembly time
- Excellent stability when flipped up for storage
- Tops: HPL all standard laminates are available
- Standard Edge: 3mm PVC
- 2.5" dual wheel casters (2 locking)
- Floor protective and non-marring casters
- Overall height: 29.75" (includes 1.25" top)
- Chamfered base profile
- Max Weight Capacity = 300 lbs. (Limited by casters rated at 75 lbs each)



CALIBER | FAWN CYPRESS TOPS | BLACK BASES

## Caliber

### STRAIGHT-ON NESTER

Efficient nesting footprint enables minimal storage space requirements



#### BASE STOCK COLORS



METALLIC SILVER BLACK




TRANSFORM-2 | STUDIO TEAK TOPS | METALLIC SILVER BASES

## Transform-2




#### TOP SIZES




#### OPTIONS & ACCESSORIES

- Quick Align Table Connector
- Grommets
- Power & Data
- Wire Management

#### BASE STOCK COLORS



METALLIC SILVER BLACK

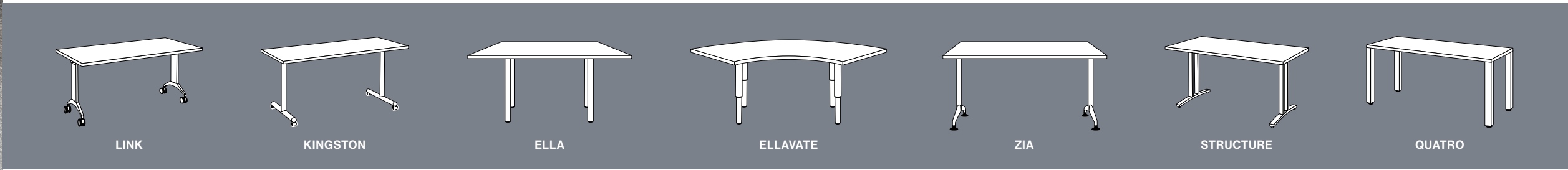


### Transform-2 | Key Features

- Height 30"
- Tubular legs are connected by a 14" modesty panel
- Straight on nesting, 7-1/2" per table
- The stretcher bar spans between the table legs
- 2" dual-wheel locking casters with silver caps
- One-handed activation on both sides
- Tops: HPL all standard laminates are available



LINK | C4 CONFIGURATION



KINGSTON FLIP & NEST | R8 CONFIGURATION

### Unlimited | Configurations

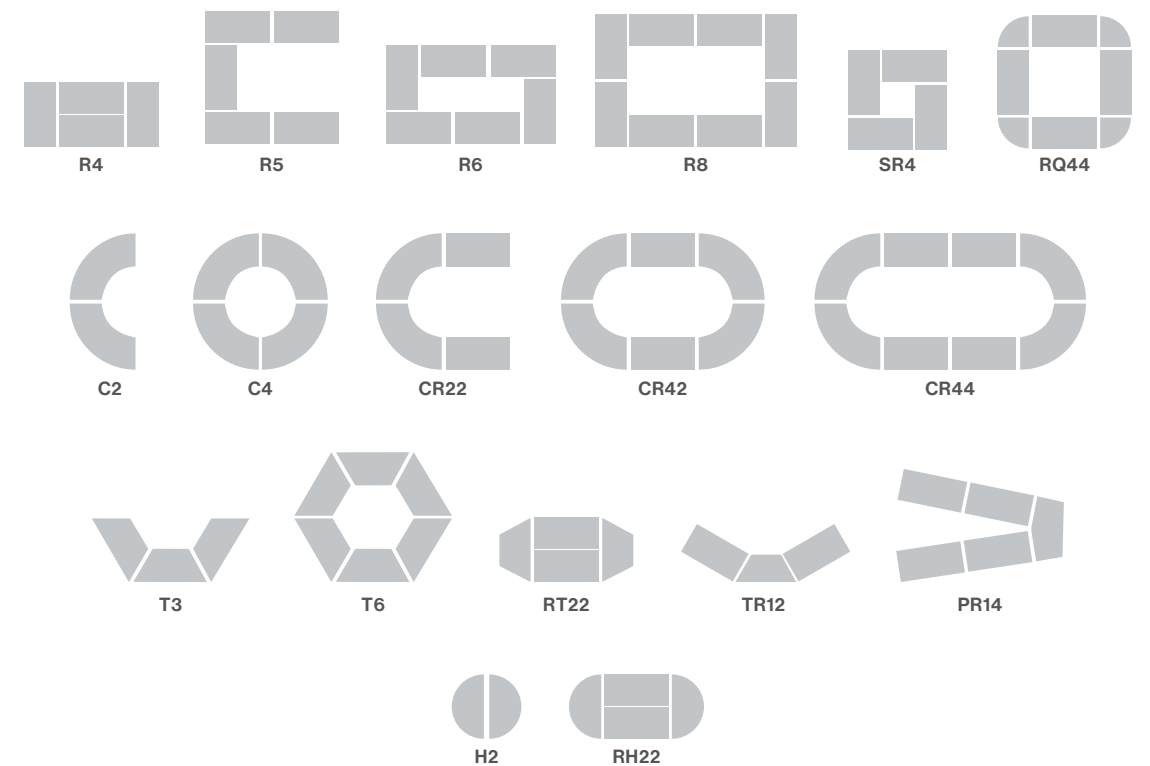
Reconfiguring tables with different shapes can be an effective way to transform a classroom or learning space. Teachers can create a more dynamic and interactive environment that supports different learning styles and activities by experimenting with various table shapes, such as rectangular, circular, or semicircular.

For instance, circular tables promote collaborative learning and foster communication, while rectangular tables can be more suitable for lectures and presentations. Additionally, rearranging tables can maximize space utilization and create a more spacious and organized classroom, improving students' focus and engagement.

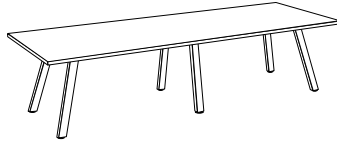
Overall, mixing tables with different shapes can be a simple yet impactful way to enhance the learning experience for students.

### Reconfigure with Ease

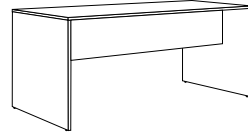
Most Special-T tables are available in various top shapes and can be arranged for group seating. Starting with rectangular tables can create group seating, and introducing dynamic shapes like presentation, half circle, or crescent will increase the set-up possibilities.



TRANSFORM-2 | SR4 CONFIGURATION



AIM XL | AIM EZ DESKING



PLURAL



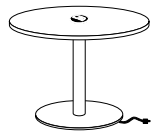
SIENNA ROUND



SIENNA SQUARE



SIENNA X



SIENNA CAFE POWER



SIENNA X CAFE POWER



## Tables for Educational Spaces: Group Seating | Gathering | Café

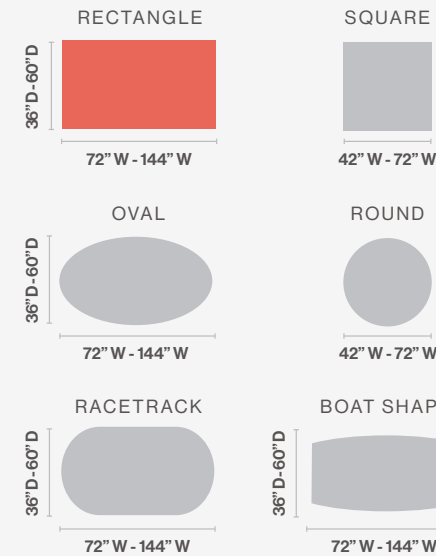
Tables for gathering places like cafeterias and libraries in learning environments serve as central meeting points for students, faculty, and staff. Special-T's tables have options that accommodate large groups of people and facilitate socialization and collaboration, including flexible seating arrangements for small or large groups.

Tables in shapes promote comfort and are spacious, and include optional built-in power outlets or USB ports can accommodate the use of laptops and other electronic devices. Our tables for gathering places in learning environments create a welcoming and inclusive atmosphere that promotes community and collaboration.



AIM XL | GREY ELM | BLACK BASE

### TOP SIZES & SHAPES



### OPTIONS & ACCESSORIES

- Pivoting glide
- Premium cloud casters: two locking, two non-locking
- Grommets
- Power & Data
- Integrated Wire Management
- Wire Management

## AIM XL



DUAL PITCHED LEGS

### AIM XL | Key Features

- Heights: Standard: 29" Bar: 42"
- Dual pitched legs for added horizontal and lateral stability
- 1.5" x 3" steel legs
- Steel welded mounting plate
- Base colors: All standard powder coat finishes
- Tops: HPL all standard laminates are available
- 1-3/8" diameter leveling glides

### BASE STOCK COLOR



METALLIC SILVER



PLURAL | BLACK | BAR HEIGHT



SIENNA SQUARE | 29" & 42" H | RIVER CHERRY TOPS | SILVER BASES

## Plural




### Plural | Key Features

- Standard Height: 30"
- Counter Height: 36"
- Bar Height: 42"
- Depths: 36", 42", 48"
- Widths: 72", 84", 96"
- Standard glides

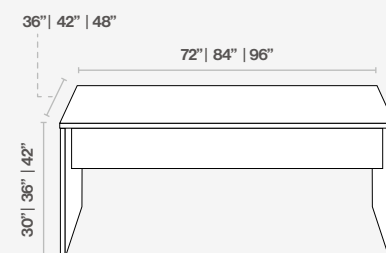
### OPTIONS

Custom laminate colors with upcharge and extended lead time  
 Power & Data management  
 Wire management

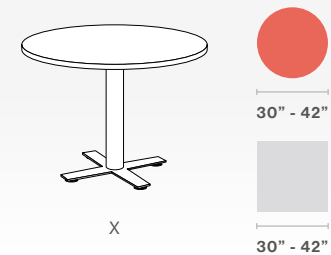
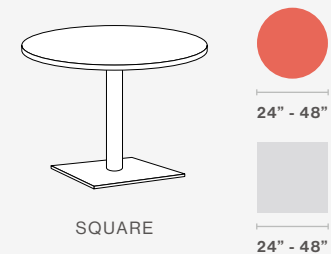
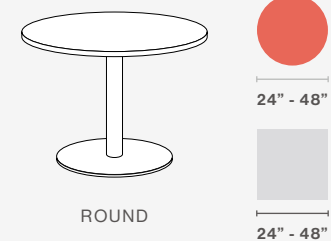
### STANDARD COLORS



### PLURAL SIZES



### BASE OPTIONS & TOP SIZES



## Sienna Hospitality



### Sienna Hospitality | Key Features

- Heights: Standard: 29" Bar: 42"
- 3" Diameter Column
- 3/8" thick laser-cut solid steel base
- Base types: Round, Square, X
- Base colors: All standard powder coat finishes are available
- Tops: HPL all standard laminates are available
- Leveling glides

### OPTIONS

Footring for 42" H      Power & Data      Wire Management



SIENNA-X CP | DESIGNER WHITE TOPS | POWDER BLUE BASES

## Sienna Café Power



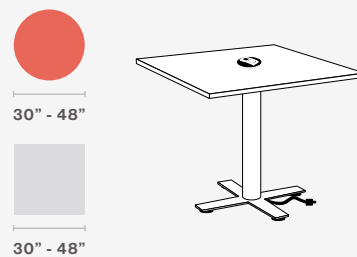
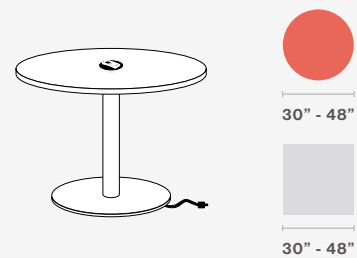
### Sienna Café Power | Key Features

- Dining and Bar Heights: 29" | 42"
- Laser-cut solid steel floor plate
- Round or X-base
- Base colors: All standard powder coat finishes
- Tops: HPL all standard laminates are available
- Leveling glides
- Node™ in-surface power unit
- 2 Power or 1 Power / 1 USB
- 120" Plug Power Cord

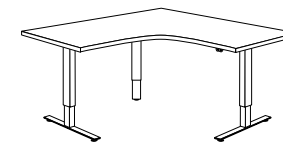
### OPTIONS

- Footring for 42" H
- Power & Data
- Wire Management

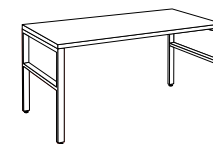
### BASE OPTIONS & TOP SIZES



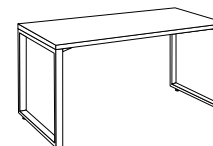
NODE POWER UNIT | 1 ELECTRIC | 2 USB



PATRIOT ELECTRIC



STRUCTURE H



STRUCTURE SQUARE



## Tables for Educational Spaces: Administrative Office Desks

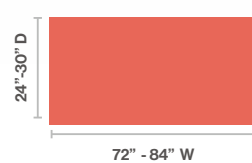
Tables for administrative offices in educational environments are crucial in supporting the institution's day-to-day operations. These tables are designed with functionality and organization in mind to cater to the needs of administrators and teachers.

Special-T offers tables that may include additional features like cable management systems or integrated power outlets to facilitate the use of technology such as computers or printers. Ergonomics is another critical consideration, with adjustable heights or ergonomic design elements to promote comfort during long work hours. Finally, tables for administrative offices in educational environments should enhance productivity, organization, and efficiency, providing a functional workspace for administrators and teachers to carry out their vital roles effectively.

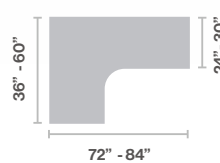


PATRIOT ELECTRIC | WHITE TOP | ROYAL BLUE BASE

**SHAPES & SIZES**



**EXTENDED CORNER L OR R**



**EQUAL CORNER**



**LEG STYLES**



PATRIOT C-LEG



PATRIOT T-LEG

**Patriot Base | Colors**

<b>DESIGNER WHITE</b> [405] MATTE	<b>SOFT WHITE</b> [LU] MATTE	<b>WHITE</b> [91] MATTE	<b>ANODIZED SILVER</b> [S09]
<b>STARLIGHT SILVER</b> [S15] M SEMI-GLOSS	<b>WARM NEUTRAL GRAY</b> [WN] MATTE	<b>TAUPE METALLIC</b> [504] M SEMI-GLOSS	<b>MEDIUM TONE</b> [MT] MATTE
<b>METALLIC BRONZE</b> [EH] M SEMI-GLOSS	<b>CLEAR</b> [CC05] MATTE	<b>SATIN BRONZE</b> [SB] MATTE	<b>ANTHRACITE GRAY</b> [7016] GLOSS
<b>GRAPHITE</b> [G2] MATTE	<b>CARBON METALLIC</b> [514] M SEMI-GLOSS	<b>BUMPER BLACK</b> [B05] GLOSS	<b>COPPER TOP</b> [1023] SEMI-GLOSS
<b>ORANGE</b> [OR01] GLOSS	<b>RED</b> [R02] GLOSS	<b>SMOOTH RED</b> [R04] GLOSS	<b>MOSS GREEN</b> [G01] GLOSS
<b>SIGNAL GREEN</b> [G032] GLOSS	<b>SERPO GREEN</b> [G03] GLOSS	<b>LIGHT GREEN</b> [G027] GLOSS	<b>SKY BLUE</b> [TR1J] MATTE
<b>ROYAL BLUE</b> [5015] GLOSS	<b>BLACK</b> [B07] MATTE		



PATRIOT ELECTRIC | WHITE TOPS | ROYAL BLUE BASES



PATRIOT EXTENDED CORNER LEFT

**Patriot Electric**

**Patriot Electric | Key Features**

**BASE CONSTRUCTION**

- Made in the USA
- Foot and column construction: Steel
- T-Leg or C-Leg
- 2 and 3 column bases
- 2-stage Dual-motor & 3-stage Tri-motor bases
- 2-stage columns, height range 27" - 46", stroke 19"
- 3-stage columns, height range 24" - 46", stroke 24"
- Feet 22" and 28" L
- Stock color: Metallic Silver
- Max. Lift Capacity – including tabletop:
  - two-leg base - 200 lbs
  - three-leg base -250 lbs
- Functional Load:
  - two-leg base - 342 lbs
  - three-leg base -378 lbs
- Integrated anti-collision safety feature
- BIFMA & UL962 approved
- ADA compliant
- 10-year parts and labor warranty

**ELECTRICAL INFORMATION**

- Standard Up-Down switch
- Power cord length: 108"
- Dual-motor or Tri-motor electrical system
- Lifting speed: 1-3/8 sec.
- Motor sound <43 db
- Standby power consumption: 0.3W
- Overload protection: >200 lbs
- Functions: Soft-start-stop

**OPTIONS**

- Programmable Switch
- Casters
- Modesty Panels
- Privacy Screens
- Grommets
- Power & Data
- Wire Management



STRUCTURE H | WHITE TOP | EVERGREEN BASE



STRUCTURE SQUARE | WHITE TOPS | PISTACHIO BASES

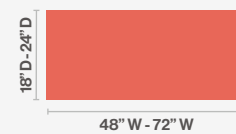
## Structure H



### Structure H | Key Features

- Standard Height: 29"
- Bases attach flush to the top
- 2" x 1" rectangular steel columns
- Welded cross member connects the legs
- 2" Diameter columns
- Base colors: All standard powder coat finishes
- Tops: HPL all standard laminates are available
- Leveling glides

### TOP SIZES



### OPTIONS & ACCESSORIES


- Grommets
- Power & Data
- Wire Management

### BASE STOCK COLOR



METALLIC SILVER

### TOP SIZES



### OPTIONS & ACCESSORIES

- Grommets
- Power & Data
- Wire Management

### BASE STOCK COLOR



METALLIC SILVER

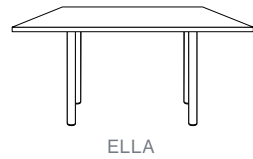
## Structure Square



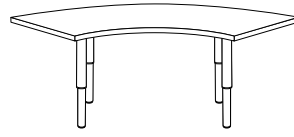
### Structure Square | Key Features

- Standard Height: 29"
- Bases mount flush to the top edges
- Base colors: All standard powder coat finishes
- Tops: HPL all standard laminates are available
- Adjustable leveling glides

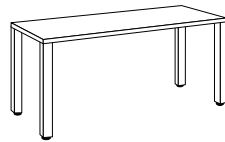
CLASSROOMS  
K-12 TO HIGHER EDUCATION




ELLA



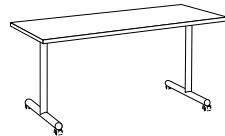
ELLAVATE



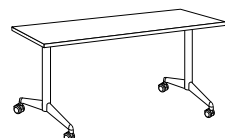
QUATRO



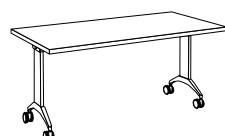
STRUCTURE SQUARE



KINGSTON



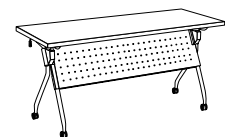
ZIA TRAINING



LINK



CALIBER

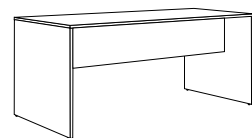


TRANSFORM-2

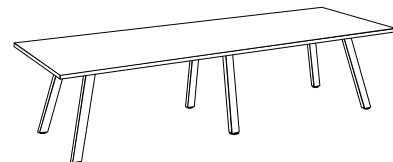


Solutions for  
Educational Spaces  
From K-12 to Higher Education

GROUP  
SEATING



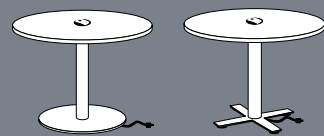
PLURAL



AIM XL | AIM EZ DESKING

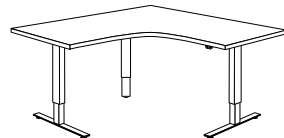


SIENNA HOSPITALITY

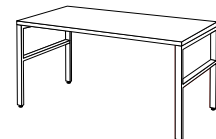


SIENNA CAFE POWER

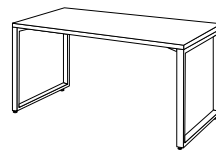
DESKS  
& ADMINISTRATIVE OFFICES



PATRIOT ELECTRIC



STRUCTURE H



STRUCTURE SQUARE

FLEXIBILITY  
COLLABORATIVE LEARNING  
DYNAMIC SPACES



PLURAL | FORMAL WALNUT 30" H & BLACK 42" H

OPTIONS | ACCESSORIES

TOP OPTIONS

BEST VALUE

Limited colors, shapes, and sizes

5-DAY QUICK SHIP

With matching or contrasting  
Color Vinyl Edge


OPTIONS+

Standard and Premium Top Selection

BASE FINISHES

STOCK COLORS

Stock color availability  
varies by base style



OPTIONS+

Wide variety of custom colors

DESIGNER COLORS



ACCESSORIES

MODESTY PANELS  
GROMMETS  
POWER & DATA

WIRE MANAGEMENT  
TABLE CONNECTORS



For all 1-DAY, 5-DAY, and OPTIONS+ finish options please visit SpecialT.net  
Images are representative of the material and may not be an exact match



TABLES, BASES & ACCESSORIES



11820 Wills Rd, Suite 140,  
Alpharetta, GA 30009  
888.705.0777

[www.SpecialT.net](http://www.SpecialT.net)